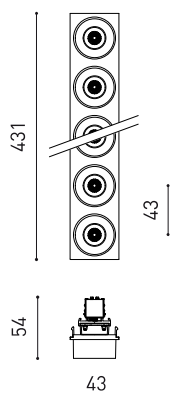




DIMENSIONS



ACCESSOIRES



CUSTOM & MOUNTING
ACCESSORIES

TROPHÉES



| | |
|-----------|--|
| Nom | BLACK FOSTER CUSTOM MODULE 10X 38° 2700K N |
| Référence | A4535010N |
| Coleur | Noir Mat |
| RAL | 9005 |
| Catégorie | CUSTOM SYSTEMS |

| | |
|------------------------------------|------------------|
| Type | LED |
| Flux lumineux brut | 1900 lm |
| Température de couleur | 2700 K |
| Stabilité chromatique | MacAdam Step 3 |
| Indice de reproduction chromatique | CRI > 90 |
| Puissance | 21 W |
| Courant | 700 mA |
| Efficacité | 90 lm/W |
| Durée de vie de la LED | L80B10 > 60.000h |

| | |
|----------------------------|-----|
| Efficacité lumineuse | 92% |
| Angle du faisceau lumineux | 38° |

| | |
|---------------------------------|---------|
| Driver | Inclus |
| Valeurs de puissance du système | 23,33 W |
| Tension | 48Vdc |
| Variation d'intensité | Non Dim |
| Classe d'isolation électrique | II |

| | |
|----------------------|---|
| Étanchéité | IP20 |
| Contrôle sans fil | Veillez consulter |
| Type de rail | Black Foster Surface Track |
| Poids | 300 g |
| Poids avec emballage | 405 g |
| Unités par emballage | 1 |
| Matériaux | Aluminium / Acrylonitrile Butadié Styrene / Polycarbonate |

PRODUIT

SOURCE DE LUMIÈRE

LUMINAIRE | DONNÉS PHOTOMÉTRIQUES

LUMINAIRE | DONNÉS ÉLECTRIQUES

D'AUTRES DONNÉES

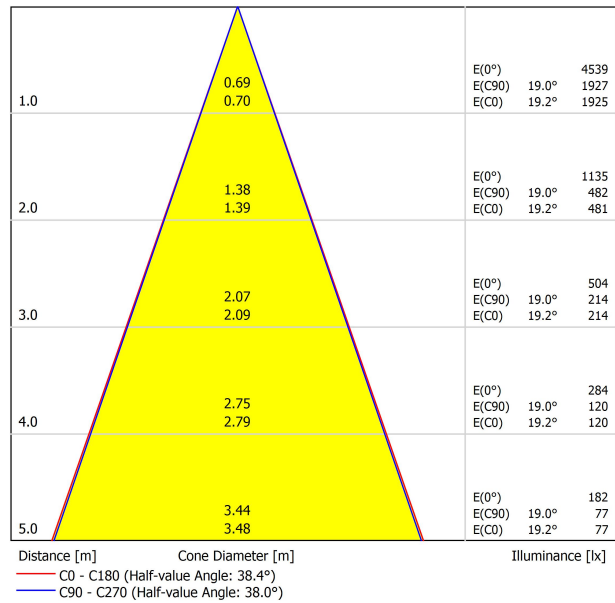


Black Foster est le luminaire qui transfère l'effet acclamé de 'The Invisible Black' à un système linéaire. Black Foster est composé d'une série de modules combinables qui permet d'alterner dans le luminaire des segments avec émission de lumière et d'autres sans lumière. Cependant, aussi bien allumé qu'éteint, le luminaire conserve toujours l'esthétique d'une parfaite ligne sombre. Pour l'observateur, il est impossible de différencier les parties de Black Foster qui émettent de la lumière de celles qui n'en émettent pas.

DIAGRAMME POLAIRE



DIAGRAMME CONIQUE



UGR

| Glare Evaluation According to UGR | | | | | | | | | | | |
|--|-----|--|-------|-------|-------|-------|---|-------|-------|-------|-------|
| ρ Ceiling | | 70 | 70 | 50 | 50 | 30 | 70 | 70 | 50 | 50 | 30 |
| ρ Walls | | 50 | 30 | 50 | 30 | 30 | 50 | 30 | 50 | 30 | 30 |
| ρ Floor | | 20 | 20 | 20 | 20 | 20 | 20 | 20 | 20 | 20 | 20 |
| Room Size X Y | | Viewing direction at right angles to lamp axis | | | | | Viewing direction parallel to lamp axis | | | | |
| 2H | 2H | -13.8 | -13.2 | -13.6 | -13.0 | -12.8 | -14.7 | -14.1 | -14.5 | -13.9 | -13.7 |
| | 3H | -7.5 | -6.9 | -7.2 | -6.7 | -6.5 | -7.4 | -6.8 | -7.1 | -6.6 | -6.3 |
| | 4H | -4.0 | -3.5 | -3.7 | -3.2 | -2.9 | -3.5 | -2.9 | -3.2 | -2.7 | -2.4 |
| | 6H | -0.4 | 0.1 | -0.0 | 0.4 | 0.7 | 0.0 | 0.5 | 0.3 | 0.8 | 1.1 |
| | 8H | 1.5 | 2.0 | 1.8 | 2.3 | 2.6 | 1.8 | 2.3 | 2.1 | 2.6 | 2.9 |
| 4H | 12H | 3.5 | 3.9 | 3.8 | 4.2 | 4.6 | 3.8 | 4.3 | 4.2 | 4.6 | 4.9 |
| | 2H | -11.3 | -10.7 | -11.0 | -10.5 | -10.2 | -11.6 | -11.1 | -11.3 | -10.8 | -10.6 |
| | 3H | -5.3 | -4.8 | -4.9 | -4.5 | -4.2 | -5.1 | -4.6 | -4.8 | -4.3 | -4.0 |
| | 4H | -1.9 | -1.5 | -1.5 | -1.1 | -0.8 | -1.4 | -1.0 | -1.0 | -0.7 | -0.4 |
| | 6H | 1.7 | 2.0 | 2.1 | 2.4 | 2.8 | 2.0 | 2.3 | 2.4 | 2.7 | 3.1 |
| 8H | 8H | 3.6 | 3.9 | 4.0 | 4.2 | 4.6 | 3.8 | 4.1 | 4.3 | 4.5 | 4.9 |
| | 12H | 5.6 | 5.9 | 6.0 | 6.3 | 6.7 | 5.9 | 6.2 | 6.4 | 6.6 | 7.0 |
| | 4H | -0.3 | -0.0 | 0.1 | 0.3 | 0.7 | -0.0 | 0.2 | 0.4 | 0.6 | 1.0 |
| 12H | 6H | 3.3 | 3.5 | 3.8 | 4.0 | 4.4 | 3.5 | 3.7 | 4.0 | 4.2 | 4.6 |
| | 8H | 5.3 | 5.5 | 5.8 | 5.9 | 6.4 | 5.5 | 5.7 | 6.0 | 6.1 | 6.6 |
| | 12H | 7.5 | 7.6 | 7.9 | 8.1 | 8.6 | 7.7 | 7.9 | 8.2 | 8.3 | 8.8 |
| 12H | 4H | 0.2 | 0.4 | 0.6 | 0.8 | 1.3 | 0.4 | 0.7 | 0.9 | 1.1 | 1.5 |
| | 6H | 3.9 | 4.1 | 4.4 | 4.5 | 5.0 | 4.1 | 4.3 | 4.5 | 4.7 | 5.2 |
| | 8H | 6.0 | 6.1 | 6.5 | 6.6 | 7.1 | 6.2 | 6.3 | 6.6 | 6.8 | 7.3 |
| Variation of the observer position for the luminaire distances S | | | | | | | | | | | |
| S = 1.0H | | +0.9 / -0.3 | | | | | +1.3 / -0.4 | | | | |
| S = 1.5H | | +1.9 / -0.6 | | | | | +2.7 / -0.7 | | | | |
| S = 2.0H | | +3.1 / -0.8 | | | | | +4.2 / -1.0 | | | | |
| Standard table Correction Summand | | --- | | | | | --- | | | | |
| Corrected Glare Indices referring to 1900lm Total Luminous Flux | | | | | | | | | | | |



| | |
|--------------------------------|-----------------------|
| BLACK FOSTER Custom Surface 1m | A452-01-00- NT WT |
| BLACK FOSTER Custom Surface 2m | A452-02-00- NT WT |
| BLACK FOSTER Custom Surface 3m | A452-03-00- NT WT |



| | |
|-------------------------------------|-----------------------|
| BLACK FOSTER Custom Surface L-Joint | A452-04-00- NT WT |
| BLACK FOSTER Custom Surface T-Joint | A452-05-00- NT WT |
| BLACK FOSTER Custom Surface X-Joint | A452-06-00- NT WT |



BLACK FOSTER SURFACE CUSTOM BLACK FOSTER SURFACE CUSTOM

L JOINT



Electrical connection not included

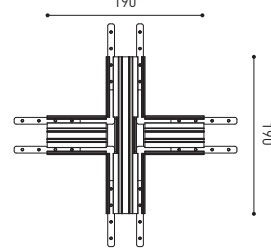
T JOINT



Electrical connection not included

BLACK FOSTER SURFACE CUSTOM

X JOINT



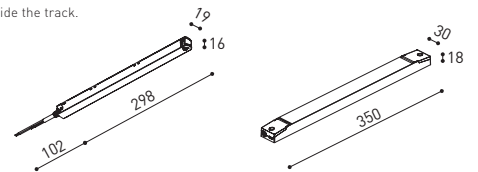
Electrical connection not included

| | L | P | V | D (A x B x C) |
|-----------------------------------|-----------------|-------|---|---------------|
| BLACK FOSTER Custom Cover Gap 250 | A452-00-01- N | 250mm | | |
| BLACK FOSTER Custom Cover Gap 500 | A452-00-02- N | 500mm | | |

| | | P | V | D (A x B x C) |
|------------------|-----------------|------|-----|-----------------|
| Constant Voltage | 0434-01-61* N | 100W | 48V | 298 x 16 x 19mm |
| LED POWER SUPPLY | 0434-01-62 | 150W | 48V | 350 x 30 x 18mm |

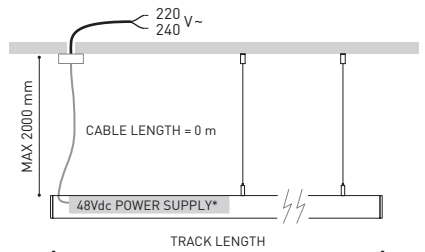
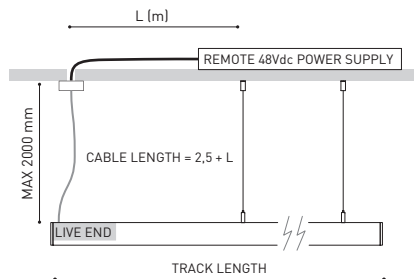
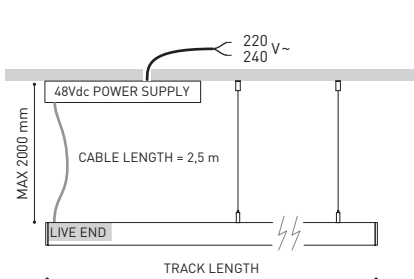
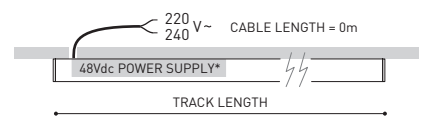
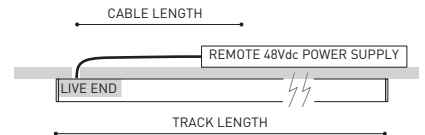
220
240 V~

*To be installed inside the track.



DROPVOLTAGE TABLE

| POWER (W) | CABLE SECTION (mm²) | CABLE LENGTH (m) | | | |
|-----------|---------------------|------------------|----|----|----|
| | | 5 | 10 | 20 | 30 |
| 100 | 0,75 | 50 | 50 | X | X |
| | 1,5 | 50 | 50 | 40 | 25 |
| 150 | 0,75 | 40 | 15 | X | X |
| | 1,5 | 50 | 40 | 20 | X |



COLOUR | NT ■ RAL 9005 | WT □ RAL 9016 | N ■ RAL 9005 |

Live-End Connector 48V

A338-00-01- | N |



BLACK FOSTER Custom Surface

End A452-00-03- | N | W |



Central Connector 48V

A338-00-02- | N |



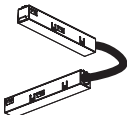
BLACK FOSTER Custom Surface

End Feed A452-00-04- | N | W |



L-Joint Connector 48V

A338-00-12- | N |



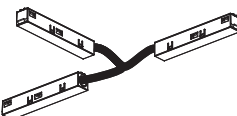
BLACK FOSTER Custom Surface

Straight Joiner A452-00-05



T-Joint Connector 48V

A450-00-07- | N |



X-Joint Connector 48V

A450-00-08- | N |

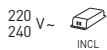


SUSPENSION COMPONENTS

Wired Power Supply Case 48V

A338-00-25- | NT | WT | 150W NO DIM

A338-00-26- | NT | WT | 150W DIM



Suspension Feed Kit 48V

A338-00-16- | N | W | NO DIM

A338-00-17- | N | W | DIM

For remote power supply



Black Foster Suspension Kit (2 units)

A450-00-09- | NT | WT |

Suggested mounting accessories quantities:
1000mm - 2 Pcs.
2000mm - 2 Pcs.
3000mm - 3 Pcs.



A338-00-27- | N | W | NO DIM

A338-00-28- | N | W | DIM

For power supply inside the track

WIRE TRIMLESS ACCESSORIES

FEED

Mains Trimless*

A023-00-01- | W | N | NO DIM

Mains Thick Trimless*

A023-00-02- | W | N | DIM



FASTENING

Steel Cable Trimless*

A023-00-05- | W | N |



* As many pieces as needed ACCORDING to your product

COLOUR | NT ■ RAL 9005 | WT □ RAL 9016 | N ■ RAL 9005 |



Fuente de luz (LED) reemplazable por un profesional autorizado

Replaceable (LED only) light source by an authorized professional.

Source lumineuse (LED) remplaçable par un professionnel agréé

Sorgente luminosa (LED) sostituibile da parte di un professionista autorizzato

Austauschbare (LED) Lichtquelle durch einen autorisierten Fachmann



Equipo de control reemplazable por un profesional autorizado

Replaceable control gear by an authorized professional

Dispositif de commande remplaçable par un professionnel agréé

Alimentatore sostituibile da parte di un professionista autorizzato

Auswechselbares Betriebsgerät durch autorisierten Fachmann

INSTRUCCIONES PARA EL FINAL DE VIDA Y LA ELIMINACIÓN LOS COMPONENTES
 INSTRUCTIONS ON END-OF-LIFE AND COMPONENT DISPOSAL
 INSTRUCTIONS POUR LA GESTION DES COMPOSANTS EN FIN DE VIE ET LEUR MISE AU REBUT
 ISTRUZIONI PER IL FINE VITA E LO SMALTIMENTO DEI COMPONENTI
 ANWEISUNGEN ZUR ENTSORGUNG DER LEUCHTENKOMPONENTEN



Interrumpir la alimentación del aparato
 Cut the power supply to the luminaire
 Couper l'alimentation du luminaire
 Interrompere l'alimentazione dell'apparecchio
 Stromversorgung der Leuchte unterbrechen



Quitar la(s) fuente(s) de luz para el desecho
 Remove light source(s) for disposal
 Retirer la (les) source(s) lumineuse(s) pour l'élimination
 Rimuovere la/le sorgente/e di luce per lo smaltimento
 Lichtquelle(n) zur Entsorgung entfernen



Quitar la batería para el desecho
 Remove the battery for decommissioning
 Retirer la batterie pour sa mise au rebut
 Rimuovere la batteria per la dismissione
 Die Batterie ordnungsgemäß entsorgen



Quitar el equipo de control para el desecho
 Remove control gear for disposal
 Retirer le dispositif de commande pour l'élimination
 Rimuovere l'alimentatore per lo smaltimento
 Betriebsgerät zur Entsorgung ausbauen



Enviar los materiales a un centro de recogida RAEE
 Send the materials to a WEEE collection centre
 Envoyer les matériaux dans une déchetterie DEEE
 Inviare i materiali ad un centro di raccolta RAEE
 Die Materialien in einem WEEE-Zentrum entsorgen

