

# IP66 **WATERTIGHT** floor boxes

FOR INDOOR & OUTDOOR USE

**NEW FEATURES**  
**RAISED ACCESS FLOORS**  
**SECURITY LOCK**



**1. Watertight floor box for raised floors.** They can be installed in garden and terrace floors, timber decking, parquet flooring or raised access floors.

**2. Watertight floor box for paving.** Allows the box to be flush-mounted in floors with all types of paving (porcelain stoneware, terrazzo paving, ceramic tiling, etc).

**3. Watertight mechanism support unit with safety lock.** The safety lock is secured by Allen key for use in places with pedestrian traffic to prevent the public having free access to the mains connections.



# FOR ELECTRICAL SOCKETS, VOICE & DATA CONNECTIONS, MULTIMEDIA OR TV &

They can be installed in:



An occasional connection is often required in **large open areas where there is constant pedestrian traffic.**

When closed, **the IP66 protection level** keeps the electrical mechanisms completely free from water and humidity.



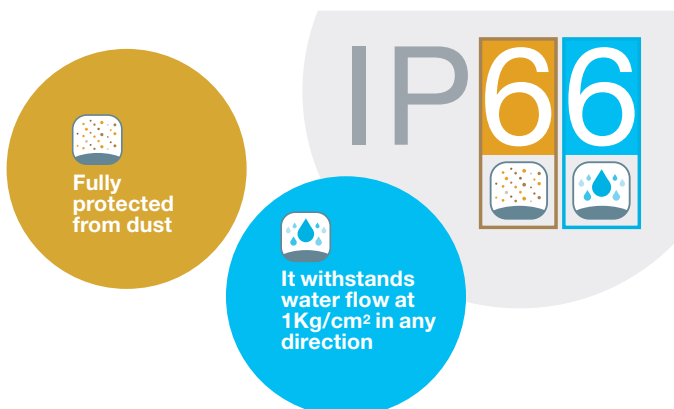
There is a tray for each type of floor



A mechanism support for each type of environment




IP66 Protection level



Safety cover




Two types of finish




Maximum resistance



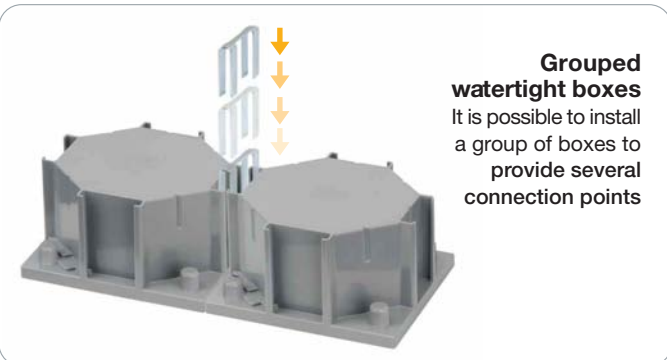
Raised floor finish



Electricity, Voice & Data in one single box



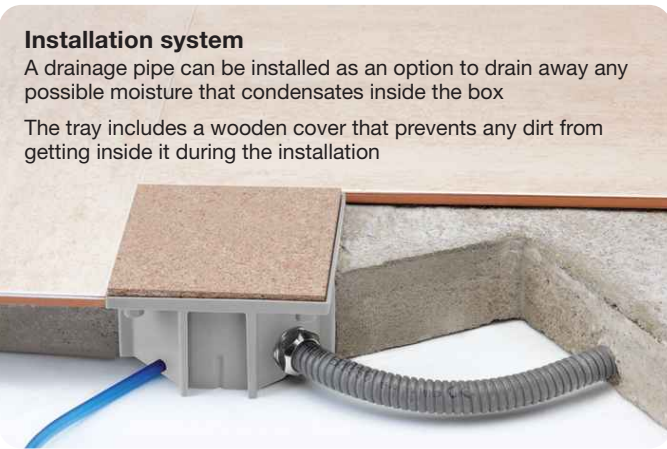
Paving installation



Protective film



Safety lock, opening / closing system





## Available references

### Trays

#### Raised floor installation



	KGE170TF/23	Embedded tray in <b>raised floor</b> for watertight floor box
---	-------------	---

#### Paving installation



	KGE170/23	Embedded tray in <b>paving</b> for watertight floor box
	ACSE	Connecting accessory for 2 watertight floor boxes for paving

### Mechanism support units for both trays

#### Mechanism support unit with safety lock

Stainless steel 	KSE1SEC/23/72	With a Schuko socket
	KSE0SEC/23/72	For a K45 mechanism
	KSE2SEC/23/72	With a French socket
Brass 	KSE1SEC/23/71	With a Schuko socket
	KSE0SEC/23/71	For a K45 mechanism
	KSE2SEC/23/71	With a French socket

#### Mechanism support unit with Manual lock

Stainless steel 	KSE15U/23/72	With a Schuko socket & a cat. 5e UTP connector from Simon Connect
	KSE1/23/72	With a Schuko socket
	KSE0/23/72	For a K45 mechanism
	KSE2/23/72	With a French socket
Brass 	KSE15U/23/71	With a Schuko socket & a cat. 5e UTP connector from Simon Connect
	KSE1/23/71	With a Schuko socket
	KSE0/23/71	For a K45 mechanism
	KSE2/23/71	With a French socket

### Finishes

 /23 Grey Ral 7036  /71 Brass  /72 Stainless steel

## TECHNICAL INFORMATION

It complies with the international standard CEI-670 for casings, which is equivalent to the Spanish Standard UNE-20.451.

CE Branded.

Withstands installation temperatures of -25°C a + 60°C.

Maximum working temperature (cement setting) of + 90°C.

Halogen free



Thermoplastic, fireproof, halogen free materials that prevent flames from spreading during a fire and guarantee low toxicity in the event of smoke.

#### Closed box

IP66 Protection Level.

IK07 impact Protection Level (with IP66).

Maximum load 1000Kg.

#### Open box

IP20 Protection Level.

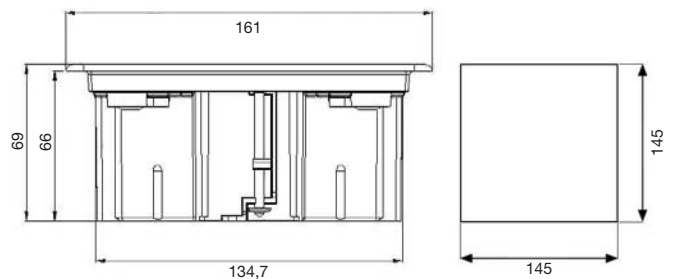
IK06 impact Protection Level.

Maximum load 170Kg.

#### Raised floor Tray

Ref. KGE170TF/23

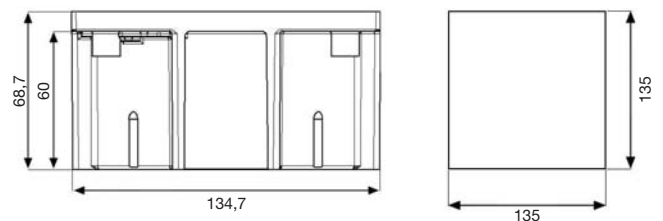
#### Box installation depth



#### Paving Tray

Ref. KGE170/23

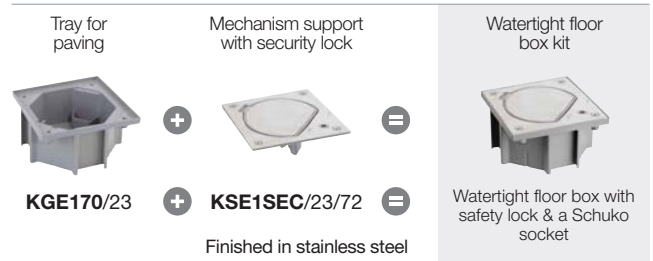
#### Box installation depth



**Safety lock:** 6mm Allen key.

## EXAMPLE OF THE LAYOUT

### PAVING



### RAISED FLOOR

