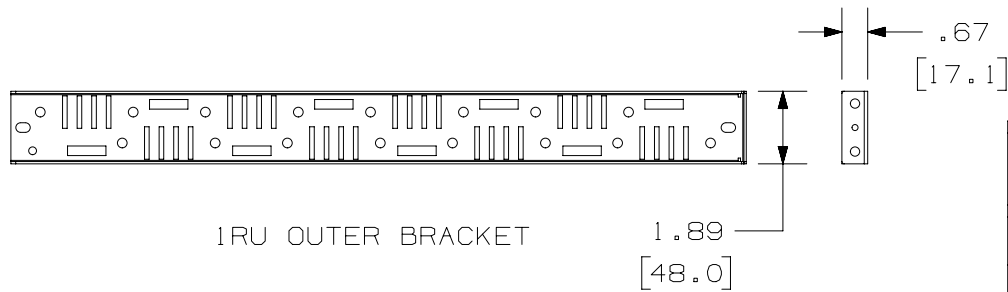
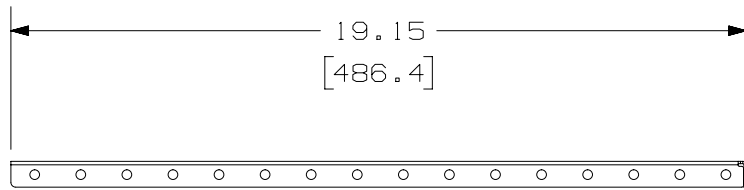
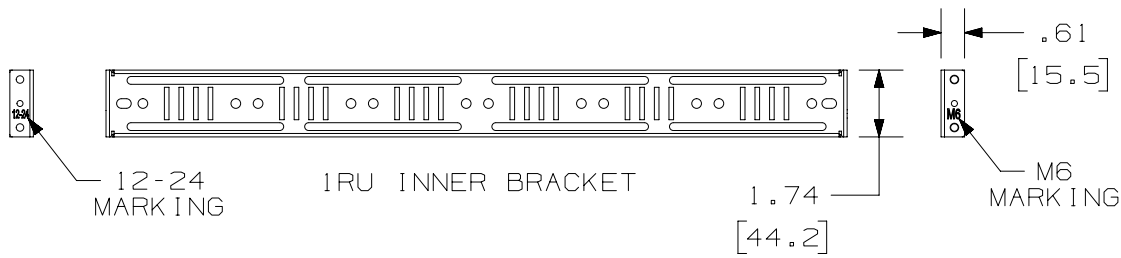
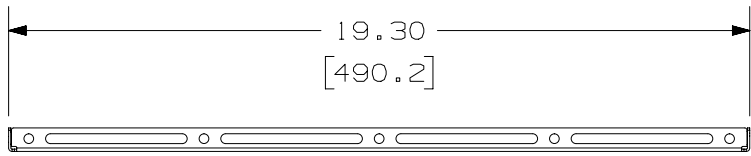
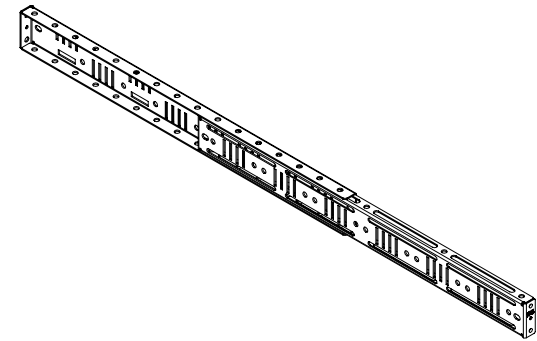


THIS COPY IS PROVIDED ON A RESTRICTED BASIS AND IS NOT TO BE USED IN ANY WAY DETRIMENTAL TO THE INTERESTS OF PANDUIT CORP.



- NOTES:
- VISIT OUR ON-LINE CATALOG AT WWW.PANDUIT.COM FOR A LIST OF CURRENT PARTS APPLICABLE FOR USE WITH THIS PRODUCT.
 - DIMENSIONS IN [] ARE METRIC (mm).
 - OVERALL ASSEMBLED MINIMUM LENGTH = 19.38" [492mm]
OVERALL ASSEMBLED MINIMUM LENGTH = 31.95" [812mm]
 - PARTS SUPPLIED:
 - 1 - 1RU INNER BRACKET
 - 1 - 1RU OUTER BRACKET
 - 2 - #10-32 X 1" PAN HEAD SCREW
 - 2 - #10-32 WING NUT
 - 2 - #10 WASHERS
 - 2 - #12-24 X 1" ROUND HEAD SCREW
 - 4 - #12-24 CAGE NUTS
 - 4 - # 12-24 X .5" SCREWS
 - ALL MATERIALS AND COMPONENTS USED MEET THE MATERIAL RESTRICTIONS OF RoHS (EUROPEAN DIRECTIVE 2011/65/EU ON THE RESTRICTION OF HAZARDOUS SUBSTANCES) AS PROPOSED BY THE RoHS TECHNICAL ADAPTATION COMMITTEE.
 - SEE DOCUMENT FS113 FOR PRODUCT INSTALLATION.



PANDUIT PART NO.	WEIGHT
FLEX-CM-1UB	2.1 LBS. (1 Kg)

PART NUMBER		FLEX-CM-1UB	
TITLE			
HD FLEX CABLE MANAGEMENT BRACKET			
CUSTOMER DRAWING			
ITEM REVISION NAME		00054EAJ/00	
DATASET FILE NAME		00054EAJ_DC/00A	
		THIRD ANGLE PROJECTION	
MATERIAL		POWDER-COATED STEEL	
DRAWING NUMBER		00054EAJ-DC	
DRAWN BY	DATE	CHK	SCALE
SAT	05-29-18	TMSE	NONE
SHEET 1 OF 1			SIZE
A			A

00A	05-30-18	SAT	TMSE	AW	INITIAL RELEASE		
REV	DATE	BY	CHK	APR	DESCRIPTION	ECN	

2

1

2

1

A-SIZE CUSTOMER