

THIS COPY IS PROVIDED ON A RESTRICTED BASIS AND IS NOT TO BE USED IN ANY WAY DETRIMENTAL TO THE INTERESTS OF PANDUIT CORP.

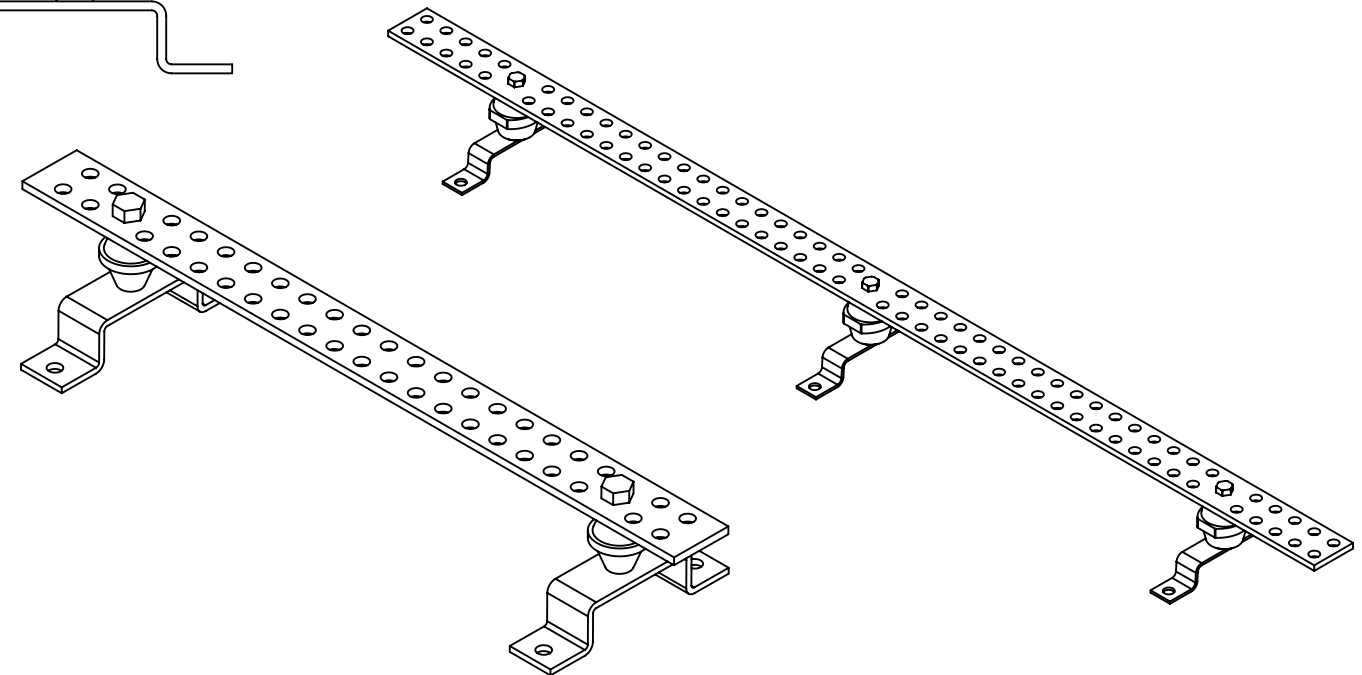
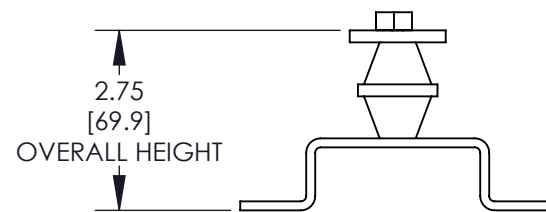
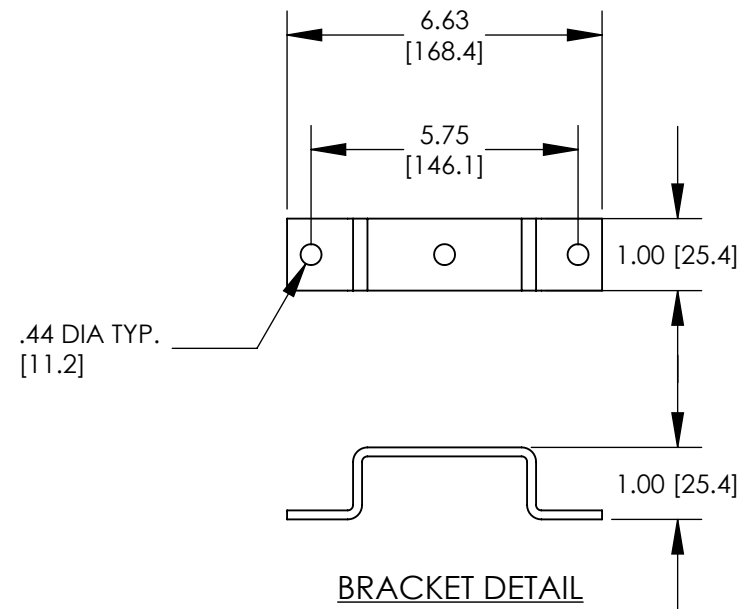
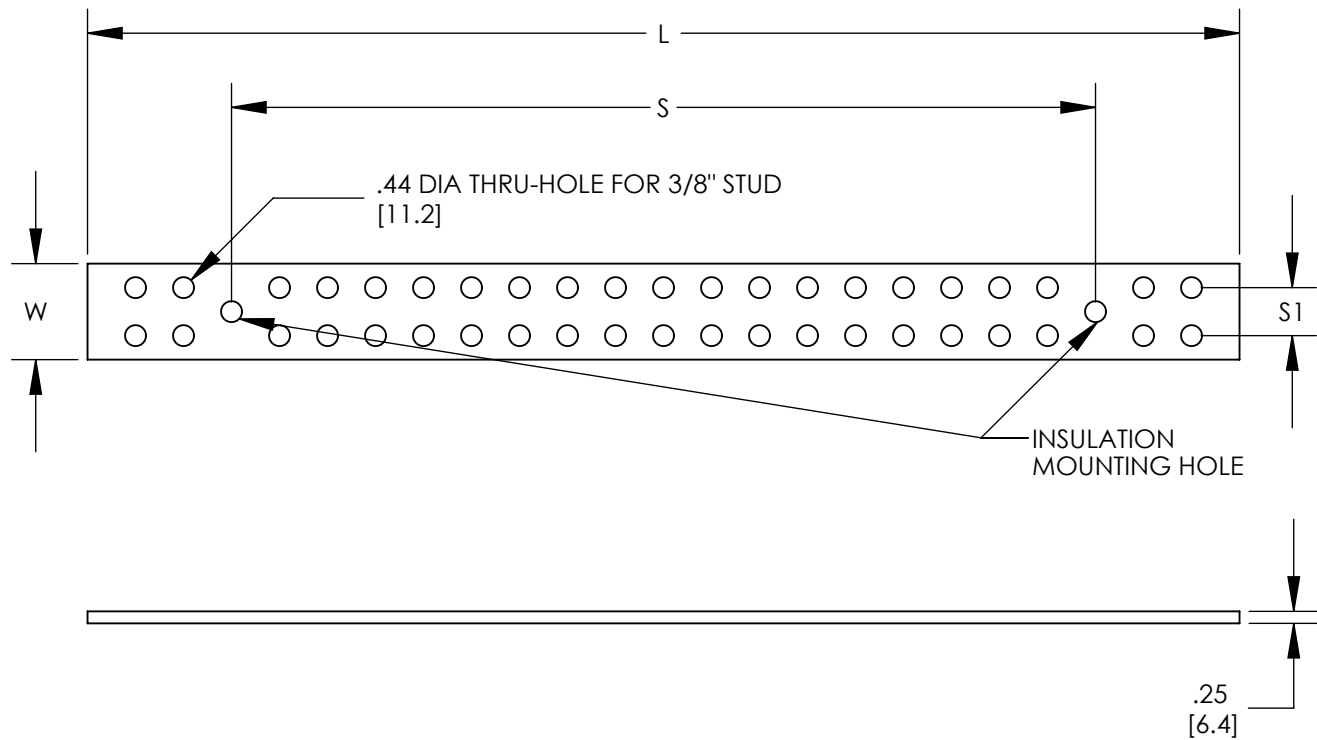


FIGURE 1
ASSEMBLED AS SHOWN

FIGURE 2
ASSEMBLED AS SHOWN

NOTES:

1. KIT COMES FULLY ASSEMBLED
2. KIT INCLUDES BUSBAR, MOUNTING BRACKETS, INSULATORS, AND MOUNTING HARDWARE.
3. DIMENSIONS IN PARENTHESIS ARE MILLIMETERS.



PANDUIT PART NUMBER	DIMENSIONS - IN [mm] ±.03 [0.8]			HOLE PATTERN INFORMATION			FIGURE	MOUNTING BRACKET HARDWARE	MOUNTING KIT QTY.
	L	S	W	STUD SIZE	HOLE SPACING	NUMBER OF HOLE SETS			
GB2D0008TPI-1	12.00 [304.8]	7.25 [184.2]	2.00 [50.8]	3/8"	1.00	8	1	BUTTON HEAD SCREW	2
GB2D0021TPI-1	24.00 [609.6]	18.25 [463.6]	2.00 [50.8]			21			
GB2D0033TPI-1	36.00 [914.4]	18.25 [463.6]	2.00 [50.8]			33			
GB2D0044TPI-1	48.00 [1219.2]	18.25 [463.6]	2.00 [50.8]			44	2	HEX BOLT	3
GB2D0056TPI-1	60.00 [1524.0]	18.25 [463.6]	2.00 [50.8]			56			

REV	DATE	BY	CHK	APR	DESCRIPTION	ECN
09	11/19	JHNU	JHNU	RGB	REVISED TABLE: STUD SIZE WAS HOLE SIZE ADDED FOR 3/8" STUD TO HOLE DIMENSION	N41743BB-DC
08	9/19	JHNU	JHNU	RGB	ADDED VIEW SHOWING BAR WITH 3 MOUNTING BRACKETS REVISED TITLE BLOCK	N41743BB-DC

TITLE				"D" PATTERN GROUNDING BUSBARS CUSTOMER DRAWING			
ITEM REVISION NAME				N41743BB/09			
DATASET FILE NAME				N41743BB_09.SLDDRW			
UNLESS OTHERWISE SPECIFIED, DIMENSIONAL TOLERANCES ARE: IN [mm]							
.X ± .XX ± .03 [0.8]							
THIRD ANGLE PROJECTION				DRAWING NUMBER C41743			
DRAWN BY JHNU		DATE 1/08		CHK DWDA		SCALE N/A	
SHEET 1 OF 1						SIZE B	