

Product designation	Rotary cam switches		
Product type designation	7GN12		
<b>General characteristics</b>			
Switching diagram	97 - Ammeter switch		
N° of elements	5		
Mounting form	O48 - Modular service cover for 35mm din rail mounting with black handle		
<b>Contact characteristics</b>			
Rated insulation voltage $U_i$	IEC/EN	V	690
	UL/CSA	V	600
Rated impulse withstand voltage $U_{imp}$		kV	6
Conventional free air thermal current $I_{th}$	IEC/EN	A	16
	UL/CSA	A	15
Rated operational voltage		V	480
Rated operational impulse voltage		kV	4
Maximum fuse size for short-circuit protection $I_n$ (gG)	10kA	A	16
	15kA	A	10
	25kA	A	10
Rated short time current $I_{cw}$			
	1s	A	200
Conductivity			10/5 mA/V
Operational current $I_e$ IEC/EN	AC1/AC21A		
		A	16
AC15	110V	A	10
	220/230V	A	8
	380/400V	A	4
	660/690V	A	1.5
Rated operational power in AC	Three-phase AC-3		
	220/230V	kW	2.5
	380/440V	kW	4
	500/690V	kW	5.5
	Single-phase AC-3		
	110V	kW	0.8
	220/230V	kW	1.5
	380/440V	kW	2.2
	Three-phase AC23A		
	220/230V	kW	3
	380/440V	kW	5.5
	500/690V	kW	7.5
Single-phase AC23A			
110V	kW	0.8	
220/230V	kW	1.7	

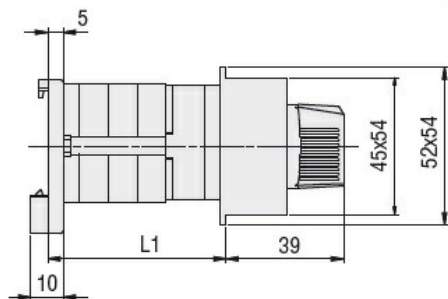
		380/440V	kW	3
Rated operational current in DC				
DC21A				
	48V	A	12	
	60V	A	12	
	110V	A	4	
	220V	A	0.6	
	440V	A	0.25	
DC23A (poles in series)				
	24V	A	10 (1)	
	48V	A	10 (2)	
	60V	A	10 (3)	
	110V	A	5 (3)	
	220V	A	5 (4)	
DC13				
	24V	A	12	
	48V	A	10	
	60V	A	8	
	110V	A	1	
	220V	A	0.4	
	440V	A	0.15	
Power dissipation			W	0.8
<b>Mechanical features</b>				
Terminals screw				M3
Tightening torque for terminals max			Nm	0.5
Conductor size				
AWG - Rigid cable				
	min	AWG	20	
	Max	AWG	12	
AWG - Flexible cable				
	min	AWG	20	
	Max	AWG	14	
Conductor size (IEC) - Flexible cable				
	min	mm <sup>2</sup>	0.5	
	Max	mm <sup>2</sup>	2.5	
Conductor size (IEC) - Rigid cable				
	min	mm <sup>2</sup>	0.5	
	Max	mm <sup>2</sup>	2.5	
Mechanical life			cycles	3x10 <sup>6</sup>
<b>UL technical data</b>				
Motor power for direct-on-line control				
for three-phase motor				
	120V	HP	1.5	
	240V	HP	3	
for single-phase motor				
	120V	HP	0.5	
	240V	HP	1	
<b>Ambient conditions</b>				
Temperature				
Operating temperature				
	min	°C	-25	
	max	°C	+55	
Storage temperature				
	min	°C	-40	

max °C +70

**Resistance & Protection**

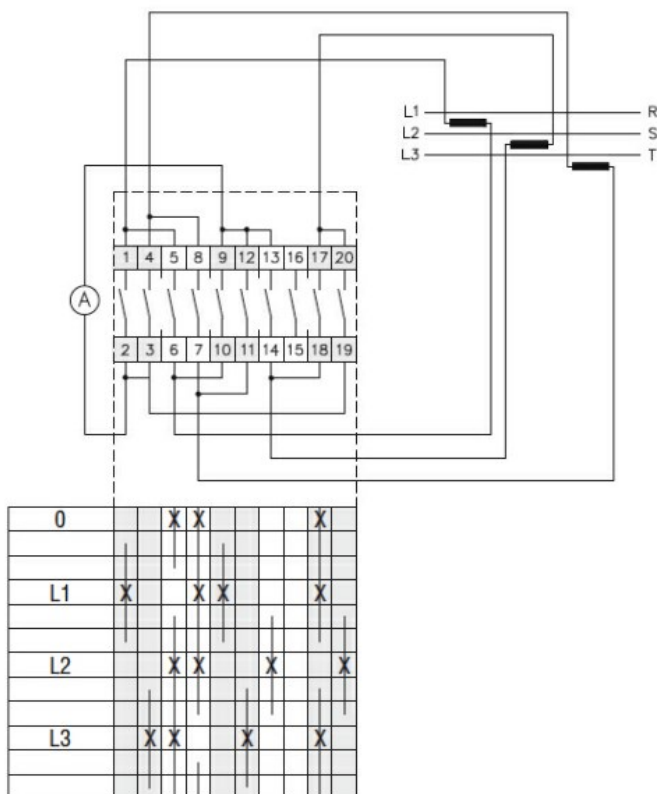
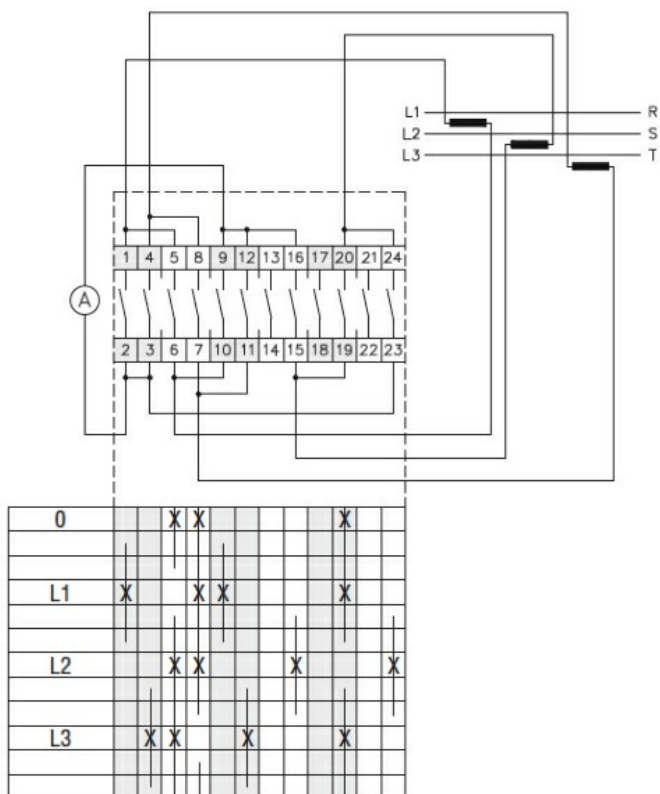
Frontal IP degree	IP40
Terminals IP degree	IP00

**Dimensions**



Series	L1		
	1	2	3
7GN12	38.1	47.8	57.5
7GN20	38.1	47.8	57.5
7GN25	42.5	56.1	69.7

**Wiring diagrams**



**Certifications and compliance**

**Compliance**

- CSA C22.2 n° 14
- IEC/EN/BS 60947-1
- IEC/EN/BS 60947-3
- IEC/EN/BS 60947-5-1
- UL60947-4-1

---

Certificates

cCSAus

---

EAC

---

UL

**ETIM classification**

ETIM 8.0

EC001029 -  
Selector switch,  
complete