

1SNL312530R0000 ✓ ACTIVE

ENTRELEC

TE Internal #: 1SNL312530R0000

Power Distribution Blocks, 3x1 Pole, 3 Pole, 115 A Current Rating (UL), 8 Position, Wire & Cable, Power, DIN Rail, -55 – 110 °C [-67 – 230 °F]

[View on TE.com >](#)



Connectors > Terminal Blocks & Strips > Power Distribution Blocks



Number of Poles: 3

Circuit Configuration: 3x1 Pole

Current Rating (IEC): 125 A

Current Rating (UL): 115 A

Number of Positions: 8

Features

Product Type Features

Sealable	No
Connector & Contact Terminates To	Wire & Cable

Configuration Features

Number of Poles - Main Circuit	1
Block Configuration	Feed-Through
Number of Poles - Output 1	1
Number of Poles - Output 2	6
Number of Levels	1
Number of Circuits	1
Number of Poles	3
Circuit Configuration	3x1 Pole
Number of Positions	8

Electrical Characteristics

Impulse Withstanding Voltage Rating (IEC)	8000 V
Operating Voltage Rating (UL & CSA) (Max) - Main Circuit	1000 V
Voltage Rating (CSA)	1000 V
Peak Withstanding Current Rating	30 kA



Voltage Rating (IEC)	1500 VDC
Dielectric Test Voltage	2200 V
Power Loss	12 W
Input Current (Max)	125 A
Current Rating (IEC)	125 A
Current Rating (UL)	115 A

Body Features

Product Weight	367 g[12.945 oz]
----------------	------------------

Contact Features

Contact Current Rating (Max)	125 A
------------------------------	-------

Mechanical Attachment

Tightening Torque - Output 1	18 – 26.5 in-lbs
DIN Rail Mounting Type	TH35-15, TH35-7.5
Connection Type	Screw
Tightening Torque - Main Circuit	31 – 44 in-lbs
Tightening Torque - Output 2	18 – 26.5 in-lbs
Connector Mounting Type	DIN Rail

Housing Features

Housing Material	Polyamide
Housing Color	Gray

Dimensions

Output 1 Capacity - 1 Insulated Ferrule	14 – 6 AWG
Output 2 Capacity - 1 Insulated Ferrule	14 – 6 AWG
Output 2 Capacity - 1 Rigid Stranded Conductor	14 – 6 AWG
Main Circuit Capacity - 1 Insulated Ferrule per Screw Clamp	10 – 35 mm ²
Main Circuit Capacity - 1 Rigid Stranded Conductor per Screw Clamp	8 – 2 AWG
Output 1 Capacity - 1 Rigid Stranded Conductor	6 – 16 mm ²
Wire Stripping Length - Output 1	11 mm[.43 in]
Wire Stripping Length - Main Circuit	15 mm[.591 in]
Tool Size - Output 2	5.5 mm[.217 in]
Hole Diameter - Output 1	6.8 mm[.267 in]
Hole Diameter - Output 2	6.5 mm[.256 in]



Tool Size - Output 1	3 mm[.118 in]
Hole Diameter - Main Circuit	9.8 mm[.386 in]
Wire Stripping Length - Output 2	11 mm[.43 in]
Tool Size - Main Circuit	4 mm[.157 in]
Product Spacing	84.6 mm[3.33 in]
Rated Cross Section	2 AWG
Product Depth	50.7 mm[1.788 in]
Product Width	84.6 mm[2.984 in]
Product Height	75 mm[2.645 in]

Usage Conditions

Storage Temperature Range	-55 – 110 °C[-67 – 230 °F]
Installation Temperature Range	-5 – 40 °C[23 – 104 °F]
Operating Temperature Range	-55 – 110 °C[-67 – 230 °F]

Operation/Application

Circuit Application	Power
---------------------	-------

Industry Standards

Tool - Output 2	Positive Drive Flat Screwdriver
Tool - Output 1	Allen Key
Tool - Main Circuit	Allen Key
IP Rating	IP20
UL Flammability Rating	UL 94V-0

Product Compliance

[For compliance documentation, visit the product page on TE.com>](#)

EU RoHS Directive 2011/65/EU	Compliant with Exemptions
EU ELV Directive 2000/53/EC	Compliant with Exemptions
China RoHS 2 Directive MIIT Order No 32, 2016	Restricted Materials Above Threshold
EU REACH Regulation (EC) No. 1907/2006	Current ECHA Candidate List: JUNE 2022 (224) Candidate List Declared Against: JUNE 2022 (224) SVHC > Threshold: Pb (3.5% in Component Part)

Article Safe Usage Statements:

Do not eat, drink or smoke when using this product. Wash thoroughly after handling. Recycle if possible and dispose of the article by following all applicable governmental regulations relevant to your geographic location.

Halogen Content

Low Halogen - Br, Cl, F, I < 900 ppm per homogenous material. Also BFR/CFR/PVC Free

Solder Process Capability

Not reviewed for solder process capability

Product Compliance Disclaimer

This information is provided based on reasonable inquiry of our suppliers and represents our current actual knowledge based on the information they provided. This information is subject to change. The part numbers that TE has identified as EU RoHS compliant have a maximum concentration of 0.1% by weight in homogenous materials for lead, hexavalent chromium, mercury, PBB, PBDE, DBP, BBP, DEHP, DIBP, and 0.01% for cadmium, or qualify for an exemption to these limits as defined in the Annexes of Directive 2011/65/EU (RoHS2). Finished electrical and electronic equipment products will be CE marked as required by Directive 2011/65/EU. Components may not be CE marked. Additionally, the part numbers that TE has identified as EU ELV compliant have a maximum concentration of 0.1% by weight in homogenous materials for lead, hexavalent chromium, and mercury, and 0.01% for cadmium, or qualify for an exemption to these limits as defined in the Annexes of Directive 2000/53/EC (ELV). Regarding the REACH Regulation, the information TE provides on SVHC in articles for this part number is based on the latest European Chemicals Agency (ECHA) 'Guidance on requirements for substances in articles' posted at this URL: <https://echa.europa.eu/guidance-documents/guidance-on-reach>

Compatible Parts



TE Part # 1SNK900001R0000
BAM4



TE Part # 1SNK900002R0000
BAZ1



TE Part # 1SNK900102R0000
BAZH1




TE Part # 1SNK140000R0000
MC512




TE Part # 1SNK149002R0000
MC512PA L1-L2-L3-N-PE (x20) Vertical



TE Part # 1SNK149999R0000
MC512PA

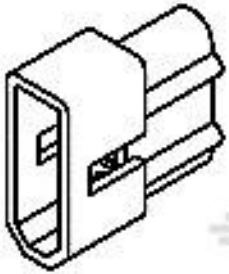


TE Part # 1SNA116900R2700
BADH



TE Part # 1SNA399903R0200
BADL

Customers Also Bought



TE Part # 770275-1
04P .062 COMM P&S PLUG



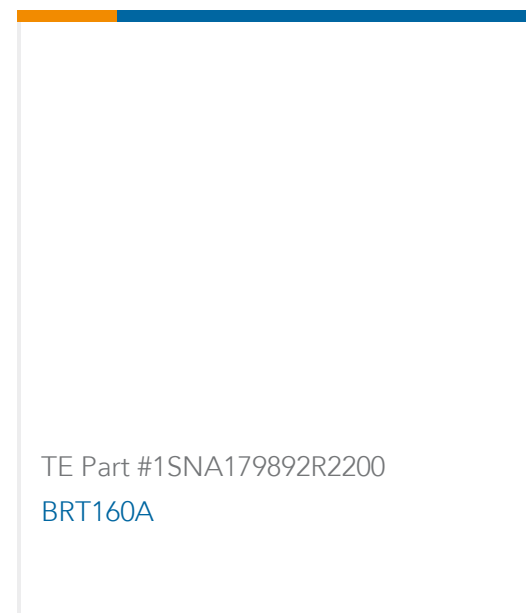
TE Part # 1SNK510010R0000
ZS16



TE Part # 1SNK505210R0000
ZS4-D2



TE Part # 1SNK508412R0000
ZS4-SF1-R1



Documents

CAD Files

3D PDF

3D

Customer View Model

[ENG_CVM_CVM_1SNL312530R0000_A.2d_dxf.zip](#)

English

Customer View Model

[ENG_CVM_CVM_1SNL312530R0000_A.3d_igs.zip](#)

English

Customer View Model

[ENG_CVM_CVM_1SNL312530R0000_A.3d_stp.zip](#)

English

By downloading the CAD file I accept and agree to the [Terms and Conditions](#) of use.

Datasheets & Catalog Pages

[ENTRELEC DBL Power Distribution Blocks Catalogue](#)

French

[ENTRELEC DBL Power Distribution Blocks Catalogue](#)

English

[ENTRELEC Terminal Block - Master Catalog](#)

English

[DBL125-3](#)

English

[DBL Power-Distribution-Blocks](#)

English

[Essential Entrelec Terminal Blocks](#)

1SNL312530R0000

Power Distribution Blocks, 3x1 Pole, 3 Pole, 115 A Current Rating (UL), 8 Position,
Wire & Cable, Power, DIN Rail, -55 – 110 °C [-67 – 230 °F]



French

[Essential Entrelec Terminal Blocks](#)

English

[Agency Approvals](#)

[UL](#)

English