

1SNA115497R0600 ✓ ACTIVE

ENTRELEC | ENTRELEC SNA

TE Internal #: 1SNA115497R0600

Modular Terminal Blocks, Feed-Through, Screw Clamp Terminal Block, Gray, Product Spacing .314 in [8 mm], 2 Position, Screw Terminal, ENTRELEC SNA

[View on TE.com >](#)



Connectors > Terminal Blocks & Strips > Modular Terminal Blocks



Block Function: **Feed-Through**

Modular Terminal Block Product Type: **Screw Clamp Terminal Block**

Rated Cross Section: **6 mm²**

Primary Product Color: **Gray**

Features

Product Type Features

Modular Terminal Block Product Type	Screw Clamp Terminal Block
-------------------------------------	----------------------------

Configuration Features

Gauge Type	A5
Number of Levels	2
Number of Poles	4
Number of Circuits	2
Block Function	Feed-Through
Number of Positions	2

Electrical Characteristics

Operating Voltage Rating (UL & CSA) (Max) - Main Circuit	600 V
Impulse Withstanding Voltage Rating (IEC)	8000 V
Voltage Rating (CSA)	600 V
Current Rating (CSA)	45 A
Short-Time Withstanding Current Rating @ 1s	720 A
Voltage Rating (IEC)	800 V



Current Rating (UL)	50 A
Current Rating (IEC)	41 A
Voltage Rating	800 VAC

Body Features

Product Weight	33 g
Primary Product Color	Gray

Termination Features

Termination Method to Wire & Cable	Screw Terminal
------------------------------------	----------------

Mechanical Attachment

DIN Rail Mounting Type	G32, TH35-15, TH35-7.5
Tightening Torque	7.1 in-lbs
Connector Mounting Type	DIN Rail

Housing Features

Housing Material	Polyamide 6.6
------------------	---------------

Dimensions

Wire Stripping Length	12 mm [.472 in]
Main Circuit Capacity - 1 Flexible Conductor per Spring Clamp	.5 – 6 mm ²
Product Depth	66 mm
Product Width	8 mm [.314 in]
Product Length	66 mm
Product Height	88 mm
Rated Cross Section	6 mm ²
Product Spacing	8 mm [.314 in]
Wire Size	6 mm ²

Usage Conditions

Storage Temperature Range	-55 – 110 °C [-67 – 230 °F]
Installation Temperature Range	-5 – 40 °C [23 – 104 °F]
Operating Temperature Range	-55 – 110 °C [-67 – 230 °F]

Operation/Application

Circuit Application	Signal
---------------------	--------

Industry Standards

--	--



IP Rating	IP20
UL Flammability Rating	UL 94V-0

Product Compliance

[For compliance documentation, visit the product page on TE.com>](#)

EU RoHS Directive 2011/65/EU	Compliant
EU ELV Directive 2000/53/EC	Compliant
China RoHS 2 Directive MIIT Order No 32, 2016	No Restricted Materials Above Threshold
EU REACH Regulation (EC) No. 1907/2006	Current ECHA Candidate List: JUNE 2022 (224) Candidate List Declared Against: JUNE 2022 (224) Does not contain REACH SVHC
Halogen Content	Low Halogen - Br, Cl, F, I < 900 ppm per homogenous material. Also BFR/CFR/PVC Free
Solder Process Capability	Not reviewed for solder process capability

Product Compliance Disclaimer

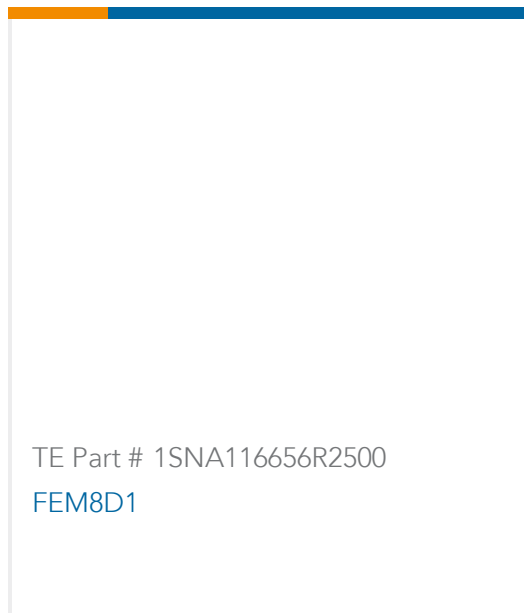
This information is provided based on reasonable inquiry of our suppliers and represents our current actual knowledge based on the information they provided. This information is subject to change. The part numbers that TE has identified as EU RoHS compliant have a maximum concentration of 0.1% by weight in homogenous materials for lead, hexavalent chromium, mercury, PBB, PBDE, DBP, BBP, DEHP, DIBP, and 0.01% for cadmium, or qualify for an exemption to these limits as defined in the Annexes of Directive 2011/65/EU (RoHS2). Finished electrical and electronic equipment products will be CE marked as required by Directive 2011/65/EU. Components may not be CE marked. Additionally, the part numbers that TE has identified as EU ELV compliant have a maximum concentration of 0.1% by weight in homogenous materials for lead, hexavalent chromium, and mercury, and 0.01% for cadmium, or qualify for an exemption to these limits as defined in the Annexes of Directive 2000/53/EC (ELV). Regarding the REACH Regulation, the information TE provides on SVHC in articles for this part number is based on the latest European Chemicals Agency (ECHA) 'Guidance on requirements for substances in articles' posted at this URL: <https://echa.europa.eu/guidance-documents/guidance-on-reach>

Compatible Parts

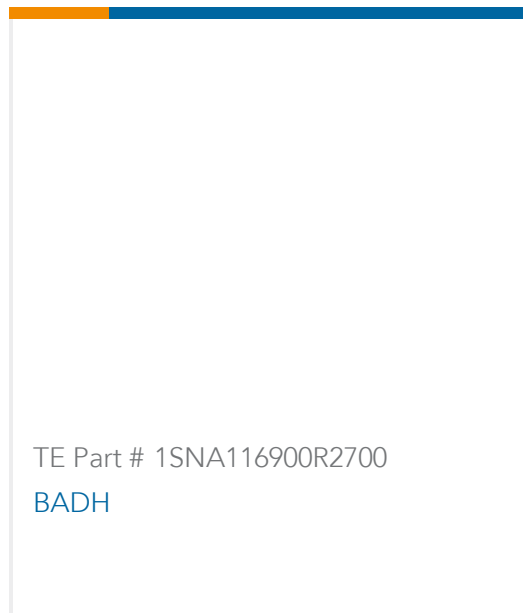
<p>TE Part # 1SNA103775R0000 RC65-BL</p>	<p>TE Part # 1SNA103776R0100 RC65-RD</p>	<p>TE Part # 1SNA232000R0000 RC65</p>	<p>TE Part # 1SNA234000R0200 RC810</p>
--	--	---	--



TE Part # 1SNA007865R2600
FC2



TE Part # 1SNA116656R2500
FEM8D1



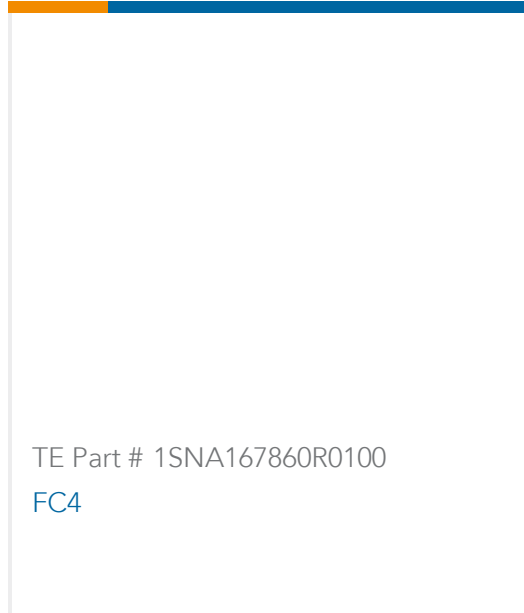
TE Part # 1SNA116900R2700
BADH



TE Part # 1SNA163043R2100
AL2



TE Part # 1SNA163261R0000
AL3



TE Part # 1SNA167860R0100
FC4



TE Part # 1SNA174789R0500
BJS8-20



TE Part # 1SNA176669R1600
BJMI8-2



TE Part # 1SNA176670R1300
BJMI8-3



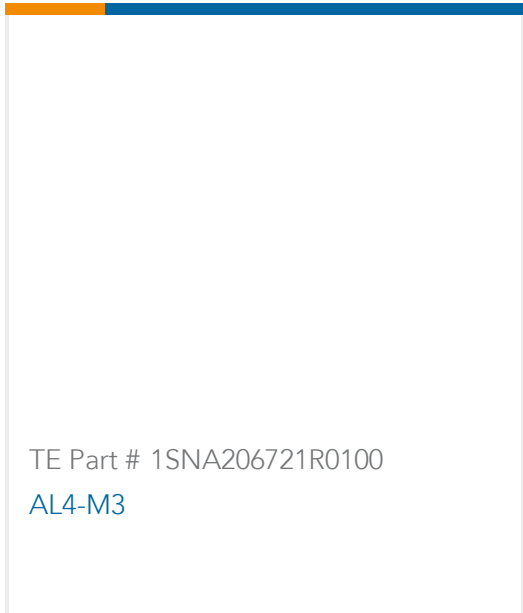
TE Part # 1SNA176671R0000
BJMI8-4




TE Part # 1SNA176672R0100
BJMI8-5



TE Part # 1SNA176673R0200
BJMI8-10



TE Part # 1SNA206721R0100
AL4-M3



TE Part # 1SNA236000R0400
RCT610


Also in the Series | **ENTRELEC SNA**



Modular Terminal Blocks(182)

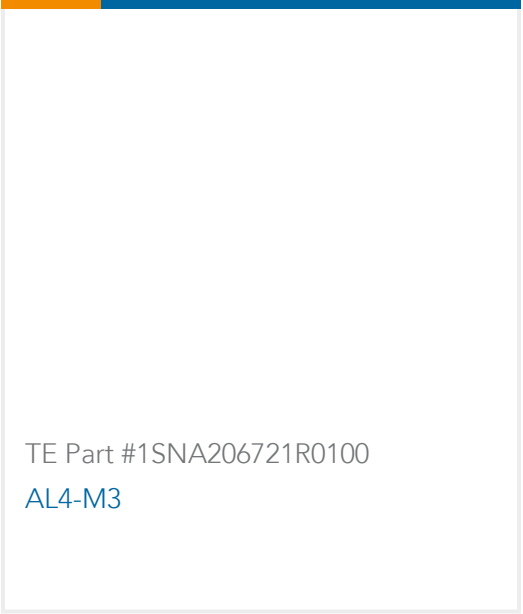
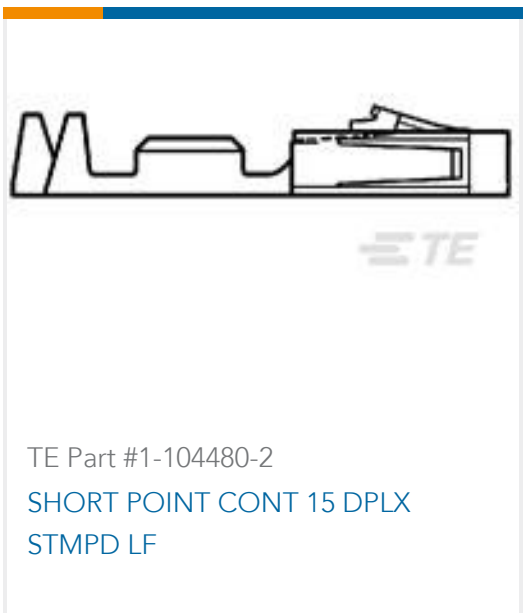


Terminal Block & Strip Conducting
Accessories(26)



Terminal Block & Strip Insulating
Accessories(14)

Customers Also Bought



Documents

CAD Files

3D PDF

3D

Customer View Model

[ENG_CVM_CVM_1SNA115497R0600_A.2d_dxf.zip](#)

English

Customer View Model

[ENG_CVM_CVM_1SNA115497R0600_A.3d_igs.zip](#)

English

Customer View Model

[ENG_CVM_CVM_1SNA115497R0600_A.3d_stp.zip](#)

English

By downloading the CAD file I accept and agree to the [Terms and Conditions](#) of use.

Datasheets & Catalog Pages

[Catalogue - ENTRELEC terminal-blocks-sna-series](#)

English

M6/8.D2.1

English

1SNA115497R0600

Modular Terminal Blocks, Feed-Through, Screw Clamp Terminal Block, Gray, Product Spacing .314 in [8 mm], 2 Position, Screw Terminal, ENTRELEC SNA



ENTRELEC Terminal Blocks Catalogue (RUS)