



Start-up priority change relay.
Possible starting of stand-by motor. Modular version
LVMP10
Start-up priority change relay.
Possible starting of stand-by motor

Product designation

Product type designation

Function

Auxiliary supply

Supply voltage Type	Single voltage		
Rated auxiliary supply voltage U_s			
AC	min	VAC	24
Operating voltage range	0.85...1.1 U_s		
Rated frequency	Hz	50/60	
Power consumption Max	VA	4.8	
Power dissipation Max	W	3	

Relay outputs

Number of relays	Nr.	2	
Relay state	Normally de-energised, energises at tripping		
Contact arrangement	2 x 1NO-SPST contact		
Rated operational voltage AC (IEC)	VAC	250	
Maximum switching voltage	VAC	400	
IEC Conventional free air thermal current I_{th}	A	8	
UL/CSA and IEC/EN 60947-5-1 designation	B300		
Electrical life (with rated load)	cycles	10^5	
Mechanical life	cycles	30×10^6	

Indications

Indication	1 green LED for power on 1 red LED for relay state		
------------	--	--	--

Functions

3 detecting electrodes (MIN, MAX and COM)	No
5 detecting electrodes (MIN1, MAX1, MIN2, MAX2 and COM)	No
Sensitivity adjustment 2.5...50k Ω	No
Sensitivity adjustment 2.5...100k Ω	No
Sensitivity adjustment 2.5...200k Ω	No
Adjustable sensitivity full-scale value 25-50-100-200 k Ω	No

Separate sensitivity adjustment for MAX probe (foam detection)	No
Emptying function	No
Filling function	No
Emptying function with MIN and/or MAX alarm	No
Filling function with MIN and/or MAX alarm	No
Emptying function with pump priority change	No
Filling function with pump priority change	No
Tank filling, well drawing and alarm	No
Filling-emptying adjustment selector	No
Programming selector for 5 different	No
Motor start-up priority change	No

Connections

Terminals type	Screw		
Tightening torque for terminals	max	Nm	0.8
	max	Ibin	7
Conductor cross section			
AWG/Kcmil	min	AWG	24
	Max	AWG	12
IEC	min	mm ²	0.2
	Max	mm ²	4

Insulations

Rated insulation voltage Ui	V	415
Rated impulse withstand voltage Uimp	kV	4
Operating frequency withstand voltage	kV	2.5

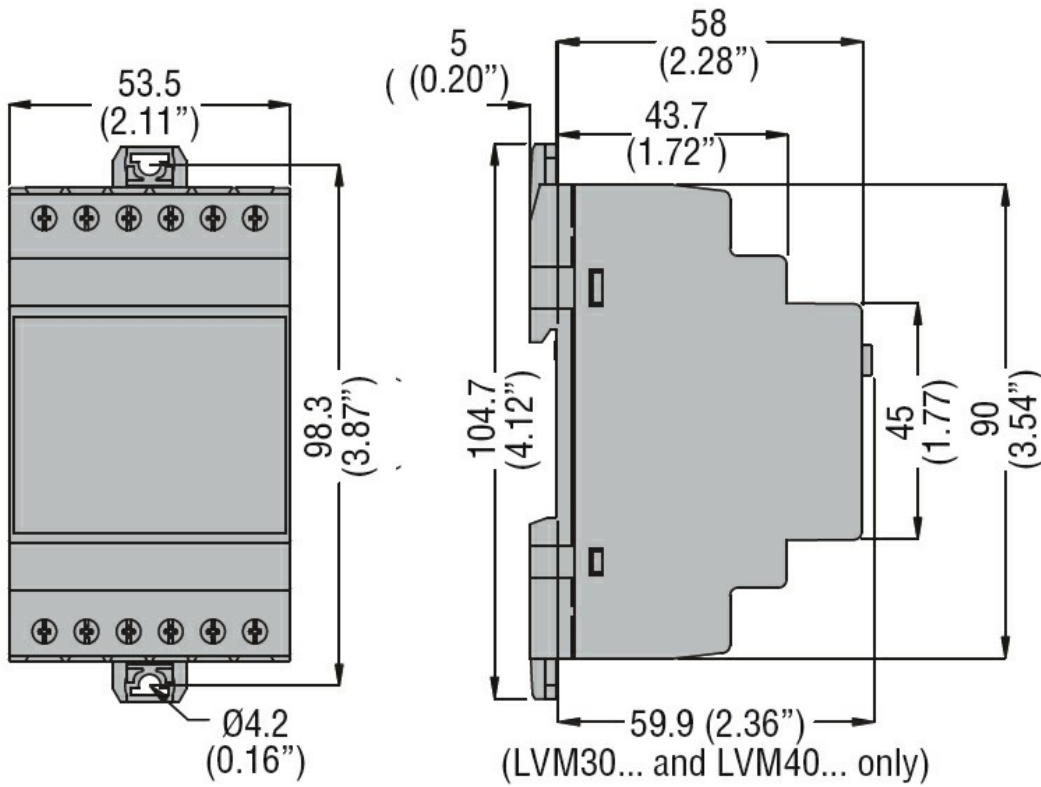
Ambient conditions

Temperature			
Operating temperature	min	°C	-20
	max	°C	+60
Storage temperature	min	°C	-30
	max	°C	+80

Housing

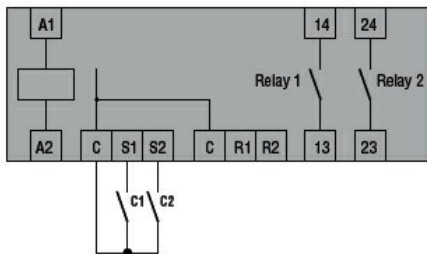
Execution	Modular DIN rail mounting		
N° of modules	3		
Material	Self-extinguishing polyamide		
Mounting	35mm DIN rail (IEC/EN 60715) or by screws using extractable clips		
IEC degree of protection	IP40 on front / IP20 on terminals		
Dimensions (W x H x D)	mm	53.5 x 104.7 x 64.9	
Weight	g	250	

Dimensions



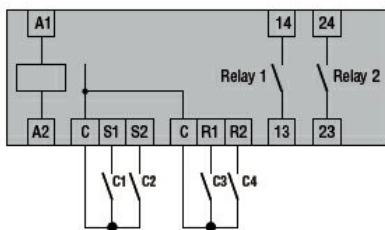
Wiring diagrams

2-wire connection



C1 = Primary
C2 = Secondary / Standby

3-wire connection



C1 = Start Primary
C2 = Start Standby
C3 = Stop Primary
C4 = Stop Standby

Certifications and compliance

Compliance

CSA C22.2 n° 14

IEC/EN 60255-5

IEC/EN 61000-6-2

IEC/EN 61000-6-3

UL508

Certificates

cULus

EAC

ETIM classification

ETIM 8.0

EC001447 - (Fill)
level monitoring
relay