


Clips for Cylindrical fuses IEC

Ø sizes 10, 14, 20, 22, 27, 36, 45, 55

FUSE HOLDERS, FUSE BASES AND SUPPORTS

FUSE CLIPS



Mersen offers an extensive offer of fuse clips for low voltage and high voltage cylindrical fuses

They match perfectly our selection of fuses. They are designed to mount easily, to save space and provide tight contact.

You can choose from a wide range of traditional and space-saving fuse blocks, fuse clips and fuse holders.

TECHNICAL DATA OVERVIEW

Ampere Range (A)	1 ... 250 A
Size per Standard	For Ø 10, 14, 20, 22, 27, 36, 45, 55

FEATURES & BENEFITS

- Silver plated copper clips: extremely high thermal and electric conductivity (except nickel plated copper for MR20)
- Stainless steel pressure springs: highly resistant to salt spray
- Screwing on isolators mounting type
- Screwing on bars or insulated bars mounting type
- Welding on P.C.B. mounting type (MR 10 CI)



MERSEN reserves the right to change, update or correct, without notice, any information contained in this datasheet.

Clips for Cylindrical fuses IEC

Ø sizes 10, 14, 20, 22, 27, 36, 45, 55

PRODUCT RANGE



MR10CIRES-
SORT

MR 10 and MR 10 CI

Catalog number	Item number	Rated current I _n	Maximum RMS continuous current through IN rated current fuses	Recommended copper cable section	Package	Weight
MR10RESSORT	B098004	32 A	32 A	6 mm ²	20	7 g
MR10CIRESSORT	Y098507	32 A	32 A	6 mm ²	1000	4.5 g
MR10RESSORTSP	C098994	32 A	32 A	6 mm ²	20	5.7 g

MR 14

Catalog number	Item number	Rated current I _n	Maximum RMS continuous current through IN rated current fuses	Recommended copper cable section	Package	Weight
MR14SPRING	G098170	63 A	63 A	10 mm ²	10	16 g

MR 20

Catalog number	Item number	Rated current I _n	Maximum RMS continuous current through IN rated current fuses	Recommended copper cable section	Package	Weight
MR20RESSORT	H099988	125 A	125 A	35 mm ²	20	40 g

MR 22

Catalog number	Item number	Rated current I _n	Maximum RMS continuous current through IN rated current fuses	Recommended copper cable section	Package	Weight
MR22SPRING	K098909	135 A	135 A	35 mm ²	20	40 g

MR 27

Catalog number	Item number	Rated current I _n	Maximum RMS continuous current through IN rated current fuses	Recommended copper cable section	Package	Weight
MR27RESSORT	Y092734	250 A	250 A	120 mm ²	20	50 g

MR 36

Catalog number	Item number	Rated current I _n	Maximum RMS continuous current through IN rated current fuses	Recommended copper cable section	Package	Weight
MR36R	M091275	250 A	250 A	120 mm ²	1	85 g

MR 45

Catalog number	Item number	Rated current I _n	Maximum RMS continuous current through IN rated current fuses	Recommended copper cable section	Package	Weight
MR45R	L096472	315 A	315 A	185 mm ²	1	0.44 kg
MR45SPL	S210236	315 A	315 A	185 mm ²	1	0.23 kg

MR 55

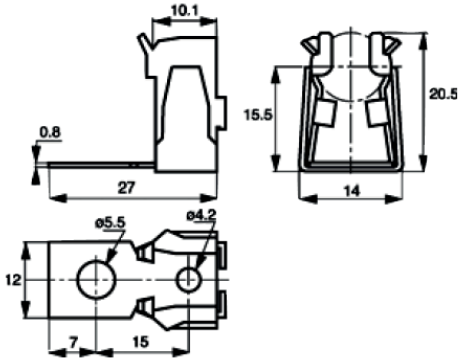
Catalog number	Item number	Rated current I _n	Maximum RMS continuous current through IN rated current fuses	Recommended copper cable section	Package	Weight
MR55R	L078969	315 A	315 A	185 mm ²	1	0.45 kg

Clips for Cylindrical fuses IEC

Ø sizes 10, 14, 20, 22, 27, 36, 45, 55

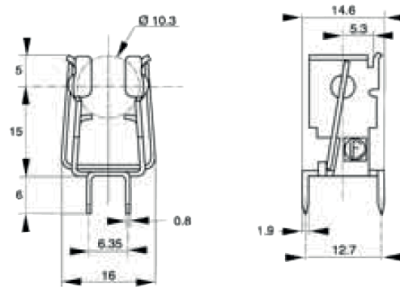
DIMENSIONS

MR10RESSORT



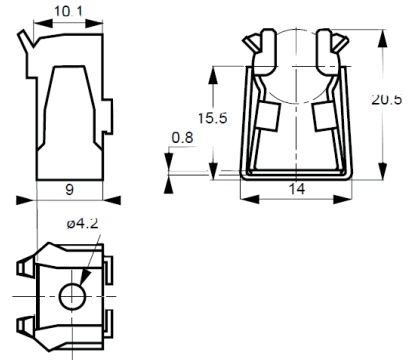
Dimensions in mm

MR10CIRESSORT



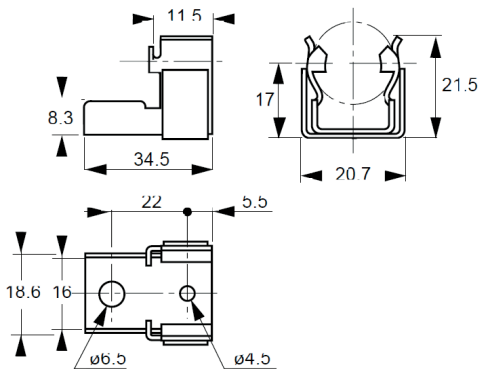
Dimensions in mm

MR10RESSORTSP



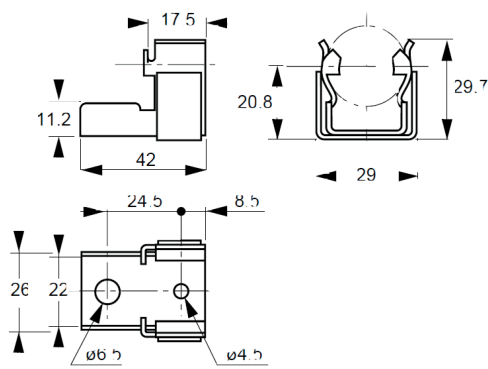
Dimensions in mm

MR14SPRING



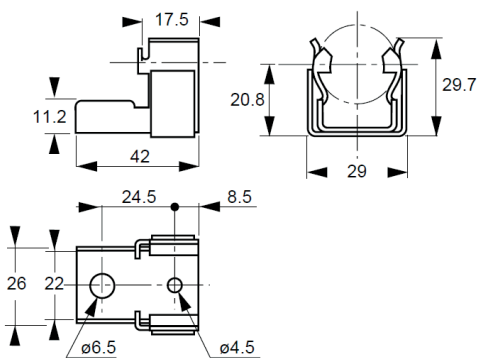
Dimensions in mm

MR20.6RESSORT



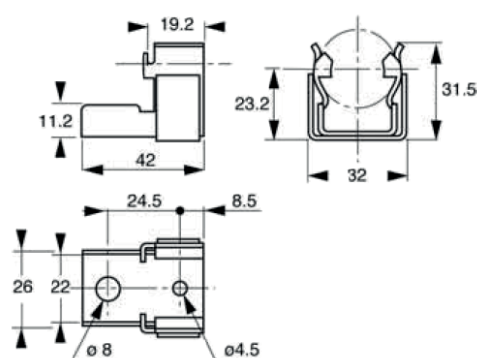
Dimensions in mm

MR22SPRING



Dimensions in mm

MR27RESSORT



Dimensions in mm

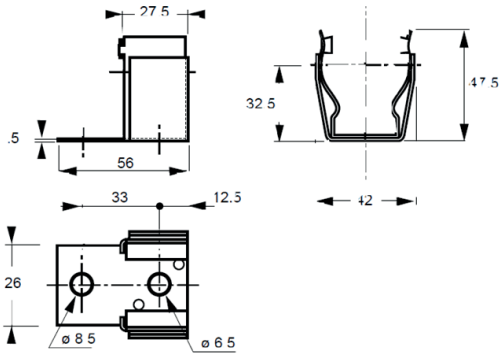
MERSEN reserves the right to change, update or correct, without notice, any information contained in this datasheet.

Clips for Cylindrical fuses IEC

Ø sizes 10, 14, 20, 22, 27, 36, 45, 55

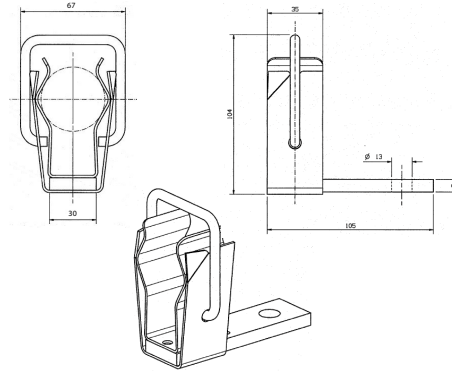
DIMENSIONS

MR36R



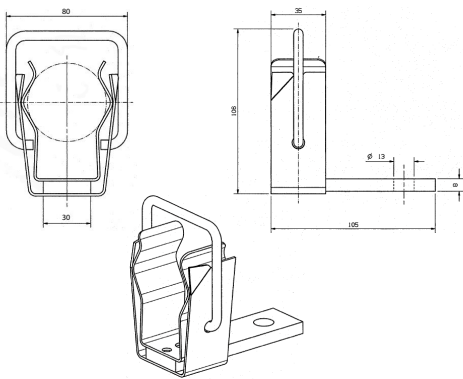
Dimensions in mm

MR45



Dimensions in mm

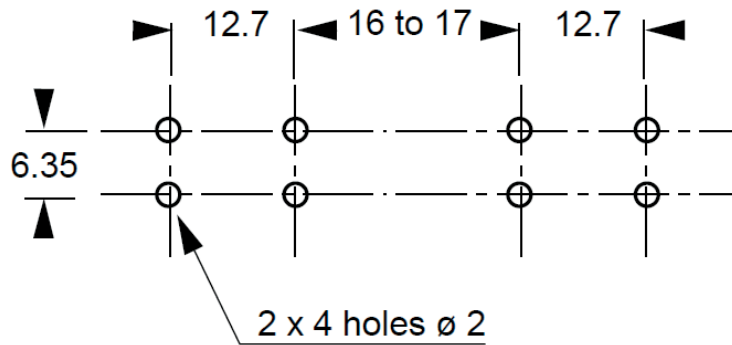
MR55



Dimensions in mm

Mouting Instructions

P.C.B. Drilling for MR10 CI clip (10x38 size fuse)



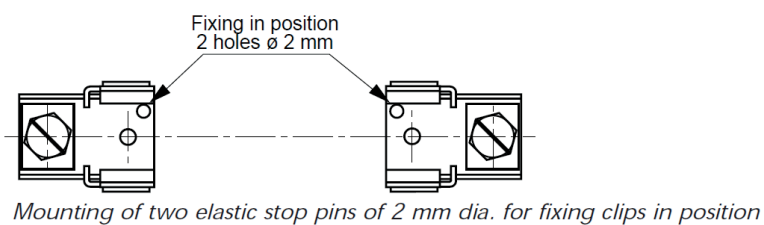
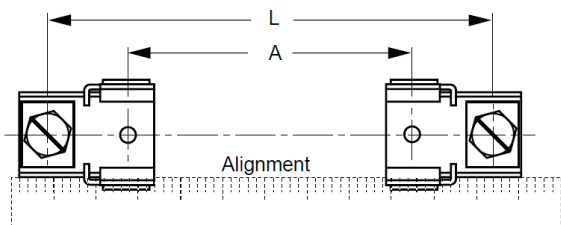
Dimensions in mm

Clips for Cylindrical fuses IEC

Ø sizes 10, 14, 20, 22, 27, 36, 45, 55

DIMENSIONS

Clip Mounting



Fuse size	A	L
10 x 38	31	61
10 x 180	173	203
14 x 51	42	86
22 x 58	42	91
20 x 51	36	85
20 x 127	113	162
20 x 190	175	224
27 x 60	41	91
36 x 127	100	166
36 x 190	165	231
36 x 250	223	289
45 x 192	228	363
45 x 292	328	463
45 x 367	403	538
45 x 442	478	613
45 x 537	573	708
55 x 259	228	363
55 x 520	489	624

Dimensions in mm