

1SET133028R0000 ✓ ACTIVE

ENTRELEC

TE Internal #: 1SET133028R0000

Ring Terminals & Spade Terminals, Spring Spade, 12 – 10 AWG


Wire Size, 3 – 6 mm<sup>2</sup> Wire Size, 5180 – 13100 CMA Wire Size, Stud

Size #10

[View on TE.com >](#)



Terminals & Splices > Ring Terminals & Spade Terminals



Ring & Spade Terminal Type: **Spring Spade**

Wire Size: **5180 – 13100 CMA**

Stud Size: **#10**

## Features

### Product Type Features

Shape Description	SPADE-028
Stud Size	#10
Sealable	No
Wire Insulation Support Retention Type	Insulation Support

### Configuration Features

Terminal Angle	180 °
----------------	-------

### Electrical Characteristics

Voltage (Max)	300 V
---------------	-------

### Body Features

Inspection Slot	No
Insulation Sleeve Color	Yellow
Stripe Color	Yellow

### Contact Features

Ring & Spade Terminal Type	Spring Spade
Barrel Type	Closed



Terminal Orientation	Straight
----------------------	----------

Terminal Plating Material	Tin
---------------------------	-----

### Mechanical Attachment

Wire Insulation Support	With
-------------------------	------

### Dimensions

Wire Size	5180 – 13100 CMA
-----------	------------------

Stud Diameter	4.82 mm[.19 in]
---------------	-----------------

Tongue Thickness	.99 mm[.039 in]
------------------	-----------------

Overall Product Length	27.9 mm[1.1 in]
------------------------	-----------------

Accepts Wire Insulation Diameter (Max)	6.35 mm[.25 in]
--	-----------------

Accepts Wire Insulation Diameter Range	3.81 – 6.35 mm[.15 – .25 in]
--	------------------------------

### Usage Conditions

Insulation Option	Partially Insulated
-------------------	---------------------

Operating Temperature Range	105 °C[221 °F]
-----------------------------	----------------

### Operation/Application

Heavy Duty	No
------------	----

### Industry Standards

Government Qualified	No
----------------------	----

### Packaging Features

Packaging Quantity	500
--------------------	-----

Packaging Method	Loose Piece
------------------	-------------

### Product Compliance

[For compliance documentation, visit the product page on TE.com>](#)

EU RoHS Directive 2011/65/EU	Compliant
------------------------------	-----------

EU ELV Directive 2000/53/EC	Compliant
-----------------------------	-----------

China RoHS 2 Directive MIIT Order No 32, 2016	No Restricted Materials Above Threshold
---	---

EU REACH Regulation (EC) No. 1907/2006	Current ECHA Candidate List: JUNE 2022 (224) Candidate List Declared Against: JUNE 2022 (224) Does not contain REACH SVHC
--	---

Halogen Content	Low Halogen - Br, Cl, F, I < 900 ppm per homogenous material. Also BFR/CFR/PVC
-----------------	--

Free

Solder Process Capability

Not applicable for solder process capability

Product Compliance Disclaimer

This information is provided based on reasonable inquiry of our suppliers and represents our current actual knowledge based on the information they provided. This information is subject to change. The part numbers that TE has identified as EU RoHS compliant have a maximum concentration of 0.1% by weight in homogenous materials for lead, hexavalent chromium, mercury, PBB, PBDE, DBP, BBP, DEHP, DIBP, and 0.01% for cadmium, or qualify for an exemption to these limits as defined in the Annexes of Directive 2011/65/EU (RoHS2). Finished electrical and electronic equipment products will be CE marked as required by Directive 2011/65/EU. Components may not be CE marked. Additionally, the part numbers that TE has identified as EU ELV compliant have a maximum concentration of 0.1% by weight in homogenous materials for lead, hexavalent chromium, and mercury, and 0.01% for cadmium, or qualify for an exemption to these limits as defined in the Annexes of Directive 2000/53/EC (ELV). Regarding the REACH Regulation, the information TE provides on SVHC in articles for this part number is based on the latest European Chemicals Agency (ECHA) 'Guidance on requirements for substances in articles' posted at this URL: <https://echa.europa.eu/guidance-documents/guidance-on-reach>

### Compatible Parts



TE Part # 59824-1  
TETRA-CRIMP PIDG PG FASTON 22-10 ASSY



TE Part # 58433-3  
PRO CR ASSY, RBY IS9252



TE Part # 59239-4  
HHHT PIDG PG 12-10 ASSY



TE Part # 58423-1  
DIE, RBY IS9252



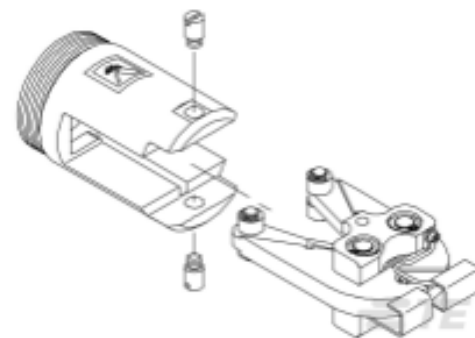
TE Part # 539691-2  
ERGO DIE R.B.Y



TE Part # 2063030-1  
SDE DIESET, RBY, UL



TE Part # 47808-6  
DIES PIDG 12-10 DIE SET



TE Part # 679300-1  
1210 PIDG CRIMP HEAD



TE Part # 169400  
CERTI-LOK FRAME W/O DIES

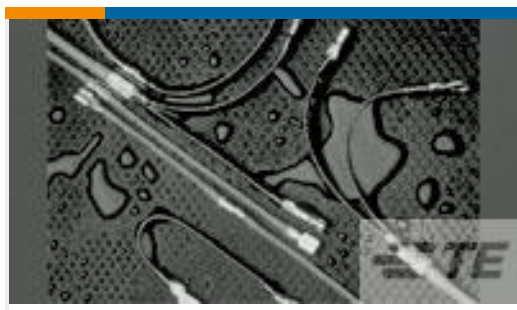


TE Part # 1-59239-4  
HHHT PIDG 16-10 HEAD

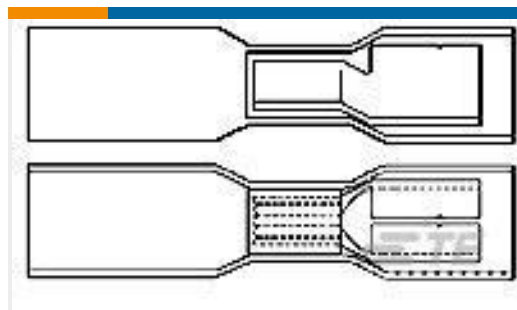


TE Part # 169404  
CERTI-LOK DIE

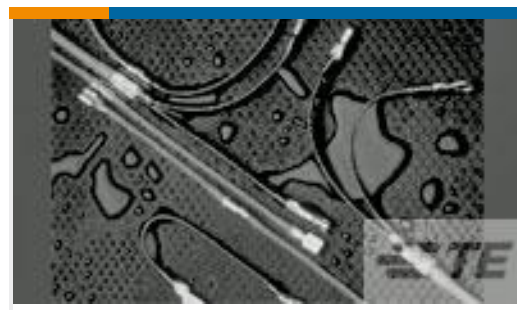
### Customers Also Bought



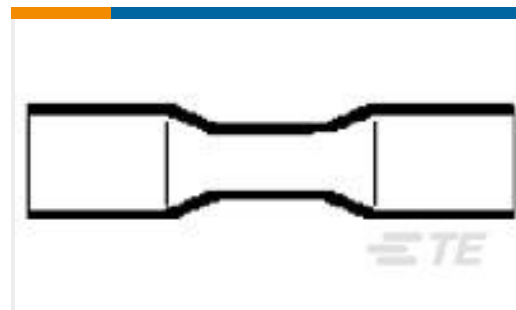
TE Part #CC2648-000  
B-106-1603CS50



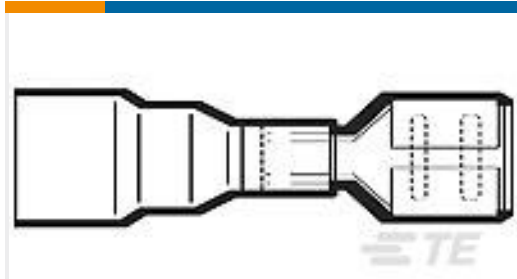
TE Part #CC2644-000  
B-106-8502CS100



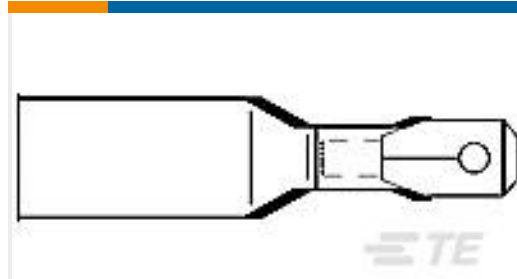
TE Part #CC2623-000  
B-106-1601CS100



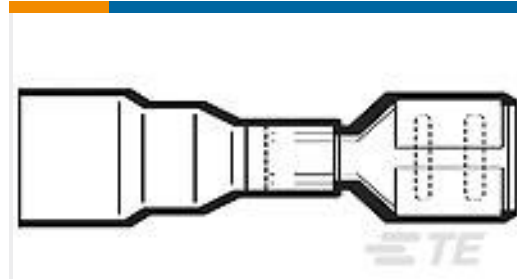
TE Part #CC2645-000  
D-406-0003CS50



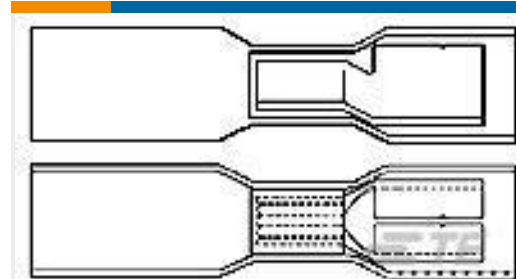
TE Part #CC2641-000  
B-106-3632CS100



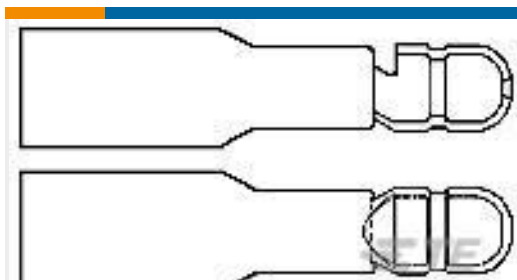
TE Part #CC2642-000  
B-106-4632CS100



TE Part #CC2628-000  
B-106-3631CS100



TE Part #CC2632-000  
B-106-8401CS100



TE Part #CC2643-000  
B-106-7502CS100



TE Part #CC2637-000  
B-106-1802CS100

## Documents

### Product Drawings

[SDS060-10S-N](#)

English

### CAD Files

[3D PDF](#)

3D

#### Customer View Model

[ENG\\_CVM\\_CVM\\_1SET133028R0000\\_A.2d\\_dxf.zip](#)

English

#### Customer View Model

[ENG\\_CVM\\_CVM\\_1SET133028R0000\\_A.3d\\_igs.zip](#)

English

#### Customer View Model

[ENG\\_CVM\\_CVM\\_1SET133028R0000\\_A.3d\\_stp.zip](#)

English

By downloading the CAD file I accept and agree to the [Terms and Conditions](#) of use.

### Datasheets & Catalog Pages



[Infographic - entrelec ews-linecard](#)

English

[PIDG TERMINALS & SPLICES Quick Reference Guide](#)

English

[Essential Entrelec Terminal Blocks](#)

French

[Essential Entrelec Terminal Blocks](#)

English

---

[Product Specifications](#)

[Application Specification](#)

English