


Pivoting Strain Relief Bar

specifications

Strain relief bar shall consist of a metal bar that attaches to the back of a patch panel that is mounted within a rack or cabinet. Patch panel may be removed from the face of the rack or cabinet, with strain relief bar still attached, while keeping cables intact. Flange on back of strain relief bar shall provide up or down pivoting of the bar to allow easy access to the back of the patch panel and to secured connections.



technical information

Dimensions:	1.25"H x 19.00"W x 5.40"D (31.8mm x 482.6mm x 137.2mm)
Weight:	.80 lbs. (.35 kg)
Mounting option:	Mounts to 19" patch panels (ideally suited for cabinet applications)
Packaging:	#12-24

key features and benefits

Pivoting back flange	Provides easy access to the back of patch panel without the need to physically remove the strain relief bar or disconnect cables, resulting in reduced time and costs associated with re-terminating punch down blocks and associated moves, adds, and changes
Patch panel mounting	Enables the patch panel and strain relief bar to be simultaneously removed as one unified component while keeping all connected cables intact for reduced time and costs associated with moves, adds, and changes
Built-in cascade	Provides smooth contoured surface for cable routing helping to maintain network integrity
Cable tie mounts	Secure cables individually or in groups, provide strain relief, and allow for cable routing management

applications

Panduit Strain Relief Bars support and manage cables in telecommunications rooms, provide superior aesthetics, and organize cables according to specific user requirements. Pivoting strain relief bars can be mounted directly to 19" rack mountable Mini-Com[®] Data Patch and Modular Patch Panels, allowing removal of patch panel and strain relief as one unified component from a rack or cabinet.

A movable flange on back of the strain relief bar allows up or down pivoting for easy access to the backs of patch panels, while keeping cables intact. Panduit Strain Relief Bars contribute to network integrity and reduce time and cost associated with cable routing and maintenance. Panduit offers a full line of strain relief bars to fit a variety of applications for greater system flexibility and convenience.

Strain Relief Bars with Cable Management Features

Pivoting strain relief bar with tie mounts: SRBPBL

Strain relief bar with clips: SRBWCY

Strain relief bar manager: SRBM19BLY

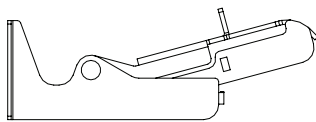
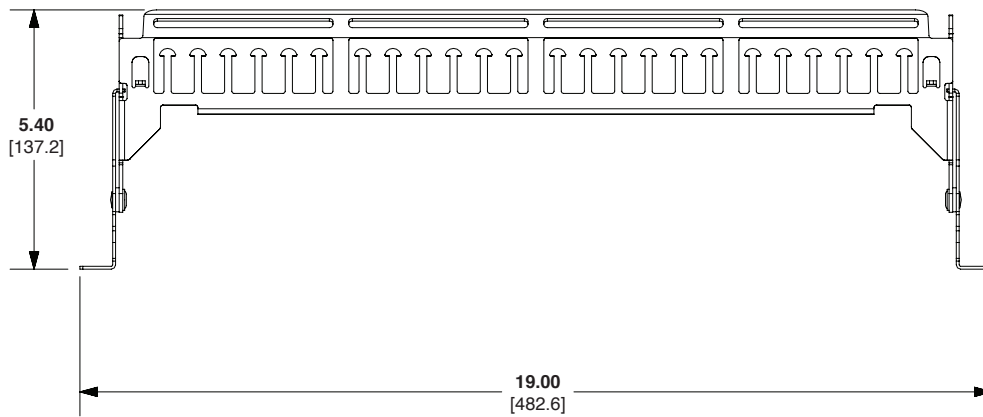

TAK-TY[®] Hook & Loop Strips

1.5" (38mm) max. bundle diameter: HLS1.5S-X0

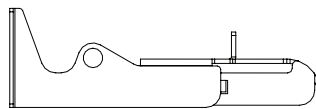
ULTRA-CINCH[™] Hook & Loop Ties

3" (76mm) max. bundle diameter: UCT3S-X0

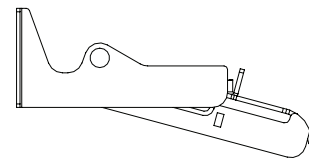
Pivoting Strain Relief Bar



Raised Position



Locked Position



Lowered Position

Dimensions are in inches. [Dimensions in brackets are metric].

WORLDWIDE SUBSIDIARIES AND SALES OFFICES

PANDUIT US/CANADA
Phone: 800.777.3300

PANDUIT EUROPE LTD.
London, UK
Phone: 44.20.8601.7200

PANDUIT SINGAPORE PTE. LTD.
Republic of Singapore
Phone: 65.6305.7575

PANDUIT JAPAN
Tokyo, Japan
Phone: 81.3.6863.6000

PANDUIT LATIN AMERICA
Guadalajara, Mexico
Phone: 52.33.3777.6000

PANDUIT AUSTRALIA PTY. LTD.
Victoria, Australia
Phone: 61.3.9794.9020

For a copy of Panduit product warranties, log on to www.panduit.com/warranty

PANDUIT[®]

For more information
Visit us at www.panduit.com
Contact Customer Service by email: cs@panduit.com
or by phone: 800.777.3300

© 2020 Panduit Corp.
ALL RIGHTS RESERVED.
Printed in the U.S.A.
NCSP42--WW-ENG
3/2020