

Features

Use: Indoor
Type of installation: RECESSED INTO PLASTERBOARD
Emission: DIRECT
Optics: SPOT
Beam: 36°
Colour: WHITE
Dimming: WITH ACCESSORY
Emergency: WITH ACCESSORY
H: 96mm
ø: Ø65
D: 60mm
Warranty: 5 years
Weight: 0.315kg

Tech data

Luminaire luminous flux: 785lm
Luminous flux in emergency: 1h: 44% / 3h: 18
IP: 65
Insulation class: III
Supply voltage: DC 500 mA
SELV: Si

Source

Light source: LED
Source power: 10W
Colour temperature: 4000K
CRI: >90
LED lifespan: 30000h L70 B20

Compliance

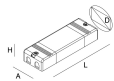
CEI EN 60598-1:2015 + A11:2009. IEC 60598-2:2015 2-1, 2-2

Standards

Photobiological risk: RISK GROUP 1 Certified fixture in RISK GROUP 1 (Low Risk)-The fixture does not pose a hazard due to normal behavioral limitations on exposure - in accordance with CEI EN 62471:2010-01, IEC TR 62778:2014.

[View more product info](#)

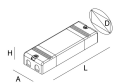
ELECTRICAL ACCESSORIES



ALIM. LED MAX 18W 500MA

101325.99

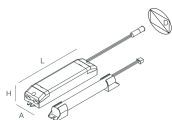
DIMMABLE ACCESSORIES



ALIM. LED 25W 500MA/2-50V DALI/PUSH

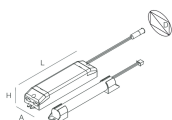
101334.99

EMERGENCY ACCESSORIES



KIT EMERGENZA 1H 10V-54V

18004.99



KIT EMERGENZA 3H 10V-54V

18005.99