


PRODUCT-DETAILS

# S204M-C10

## S204M-C10 Miniature Circuit Breaker - 4P - C - 10 A



### Informations générales

Extension du type de produit	S204M-C10
Code de produit	2CDS274001R0104
EAN	4016779550734
Description courte	S204M-C10 Miniature Circuit Breaker - 4P - C - 10 A

Description longue	<p>System pro M compact S200M miniature circuit breakers are current limiting. They have two different tripping mechanisms, the delayed thermal tripping mechanism for overload protection and the electromechanic tripping mechanism for short circuit protection. They are available in different characteristics (B,C,D,K,Z), configurations (1P,1P+N,2P,3P,3P+N,4P), breaking capacities (up to 10 kA at 230/400 V AC) and rated currents (up to 63A). All MCBs of the product range S200M comply with IEC/EN 60898-1 and IEC/EN 609 47-2, allowing the use for residential, commercial and industrial applications. Bottom-fitting auxiliary contact can be mounted on S200M to save 50% space.</p>
--------------------	--

### ABB EcoSolutions

ABB EcoSolutions	Oui
------------------	-----

### Valeur Circulaire

Principes du Design Circulaire - Taux de	Concu pour utiliser des ressources recyclables et réutilisables - Norme EN45555 - 90 %
--	--

## Recyclabilité

Proposé avec une durée  
de vie prolongée

Durabilité du produit -

Proposition de reprise

Reprendre pour recycler -

## Eco Transparence

Environmental Product  
Declaration - EPD

9AKK108467A7833

## Technique

Normes et standards	IEC/EN 60898-1 CSA 22.2 No. 235 IEC/EN 60947-2 UL 1077
Tripping Characteristic	C
Tension	acc. to IEC 60898-1 400 V AC acc. to IEC 60898-1 400 V acc. to IEC 60947-2 440 V AC
Operational Voltage	Maximum (Incl. Tolerance) 125 V DC Maximum (Incl. Tolerance) 440 V AC Minimum 12 V AC Minimum 12 V DC
Tension assignée d'isolement ( $U_i$ )	acc. to IEC/EN 60664-1 440 V
Tension assignée de tenue aux chocs ( $U_{imp}$ )	4 kV at 2000 m 5 kV at Sea Level 6.2 kV
Dielectric Test Voltage	50/60 Hz, 1 min: 2 kV
Type de tension	AC/DC
Courant nominal ( $I_n$ )	10 A
Rated Short-Circuit Capacity	(AC) 10 kA (230 V AC) 10 kA (400 V AC) 10 kA (400 V) 10 kA
Pouvoir assigné de coupure ultime en court-circuit ( $I_{cu}$ )	(230 V AC) 25 kA (400 V AC) 15 kA (440 V AC) 15 kA (230 V) 25 kA (400 V) 15 kA
Rated Conditional Short-Circuit Current ( $I_{nc}$ )	(230 V) 15 kA (400 V) 25 kA
Pouvoir assigné de coupure de service en court-circuit ( $I_{cs}$ )	(230 V AC) 7.5 kA
Fréquence (f)	50 Hz
Fréquence assignée (f)	50 / 60 Hz 50 ... 60 Hz
Power Loss	8.4 W at Rated Operating Conditions per Pole 2.1 W
Power Supply Connection	Arbitrary
Contact Position Indication	Red ON / Green OFF

Classe de limitation d'énergie	3
Electrical Endurance	20000 AC cycle
Mechanical Endurance	20000 cycle
Number of Protected Poles	4
Nombre de pôles	4
Catégorie de Surtension	III
Couple de serrage	2.8 N·m
Screw Terminal Type	Failsafe Bi-directional Cylinder-lift Terminal
Actuator Marking	I / O
Actuator Material	Insulation Group II, Black, Sealable
Qualité du matériau	Insulation Group II, RAL 7035
Montage sur rail DIN	TH35-15 (35 x 15 mm Mounting Rail) acc. to IEC 60715 TH35-7.5 (35 x 7.5 mm Mounting Rail) acc. to IEC 60715
Type d'encastrement	any
Recommended Screw Driver	Pozidriv 2
Accessories Available	Oui
Connecting Capacity	Busbar 10 / 10 mm <sup>2</sup> Flexible with Ferrule 0.75 ... 25 mm <sup>2</sup> Flexible 0.75 ... 25 mm <sup>2</sup> Flexible 0.75 ... 25 mm <sup>2</sup> Rigid 0.75 ... 35 mm <sup>2</sup> Rigid 0.75 ... 35 mm <sup>2</sup> Stranded 0.75 ... 35 mm <sup>2</sup>
Installation Size	acc. to DIN 43880 1
Type de borne	Screw Terminals

## Environnement

Température de l'air ambiant	Operation -25 ... +55 °C Storage -40 ... +70 °C
Reference Ambient Air Temperature	30 °C
Indice de protection	IP20 IP40 Enclosure with Cover IP40
Degré de pollution	3
Environmental Conditions	28 cycles with 55 °C / 90-96 % and 25 °C / 95-100 %
Resistance to Vibrations acc. to IEC 60068-2-6	5g, 20 cycles at 5 ... 150 ... 5 Hz with load 0.8 In
Résistance aux chocs selon CEI 60068-2-27	25g 2 shocks 13 ms
Statut RoHS	Following EU Directive 2011/65/EU and Amendment 2015/863 July 22, 2019
Informations RoHS	2CDK400003K0203
REACH Declaration	9AKK107492A1906
Conflict Minerals Reporting Template (CMRT)	9AKK108468A3363

---

## Technique UL/CSA

---

Maximum Operating Voltage UL/CSA	125 V DC 480Y/277 V AC
Interrupting Rating acc. to UL1077	(125 V DC) 10 kA (277 V AC) 6 kA (480Y / 277 V AC) 6 kA
Connecting Capacity UL/CSA	Busbar 14-8 AWG Conductor 14-4 AWG
Tightening Torque UL/CSA	18 in·lb

---



---

## Dimensions

---

Width in Number of Modular Spacings	4
Produit Largeur Net	70 mm
Produit Hauteur Net	88 mm
Produit Longueur Net	69 mm
Poids net	0.5 kg
Pole Net Weight	0.125 kg
Profondeur d'encastrement (t <sub>2</sub> )	69 mm
Schéma dimensionnel	2CDC022007F0010

---



---

## Commande

---

Emballage Niveau 1 Unités	carton 1 pièce
Emballage Niveau 1 Poids	0.51 kg
E-Number (Sweden)	2101262

---



---

## Certificats et Déclarations (Numéro de document)

---

Agence de certification	EN IEC
Déclaration de Conformité - CE	2CDK403001D0607
Declaration of Conformity - UKCA	9AKK108467A5053
I <sup>pt</sup> Characteristic	9AKK107992A5102

---



---

## Installation

---

Instructions et manuels	2CDS207104P0002
-------------------------	-----------------

---



---

## Downloads Préférés

---

Fiche produit, informations	9AKK107046A0423
-----------------------------	-----------------

techniques

Pt Characteristic	9AKK107992A5102
-------------------	-----------------

---

## Classifications

ETIM 8	EC000042 - Miniature circuit breaker (MCB)
ETIM 9	EC000042 - Miniature circuit breaker (MCB)
Catégorie DEEE	5. Small Equipment (No External Dimension More Than 50 cm)
WEEE B2C / B2B	Business To Business
CN8	8536 20 10
UNSPSC	39121603
eClass	V11.0 : 27141901
Code de catégorie granulaire IDEA (IGCC)	4897 >> Miniature circuit breakers
Code de classification d'objet	F



---

## Accessories

Identifier	Description	Type	Quantity	Unit Of Measure
2CDS200922R0001	S2C-S/H6R Signal / Auxiliary Contact	S2C-S/H6R	1	piece
2CDS200912R0001	S2C-H6R Auxiliary Contact	S2C-H6R	1	piece
2CDS200970R0001	S2C-H01 Auxiliary Contact	S2C-H01	1	piece
2CDS200970R0002	S2C-H10 Auxiliary Contact	S2C-H10	1	piece
2CDS200936R0001	S2C-H11L Auxiliary Contact	S2C-H11L	1	piece
2CDS200936R0002	S2C-H20L Auxiliary Contact	S2C-H20L	1	piece
2CDS200936R0003	S2C-H02L Auxiliary Contact	S2C-H02L	1	piece
2CDS200946R0001	S2C-H6-11R Auxiliary Contact	S2C-H6-11R	1	piece
2CDS200946R0002	S2C-H6-20R Auxiliary Contact	S2C-H6-20R	1	piece
2CDS200946R0003	S2C-H6-02R Auxiliary Contact	S2C-H6-02R	1	piece
2CDS200909R0001	S2C-A1 Shunt Trip	S2C-A1	1	piece
2CDS200909R0002	S2C-A2 Shunt Trip	S2C-A2	1	piece
2CSS200911R0001	S2C-UA 12 DC Undervoltage Release	S2C-UA 12 DC	1	piece
2CSS200911R0002	S2C-UA 24 AC Undervoltage Release	S2C-UA 24 AC	1	piece
2CSS200911R0003	S2C-UA 48 AC Undervoltage Release	S2C-UA 48 AC	1	piece
2CSS200911R0004	S2C-UA 110 AC Undervoltage Release	S2C-UA 110 AC	1	piece
2CSS200911R0005	S2C-UA 230 AC Undervoltage Release	S2C-UA 230 AC	1	piece
2CSS200911R0006	S2C-UA 400 AC Undervoltage Release	S2C-UA 400 AC	1	piece
2CSS200911R0007	S2C-UA 24 DC Undervoltage Release	S2C-UA 24 DC	1	piece
2CSS200911R0008	S2C-UA 48 DC Undervoltage Release	S2C-UA 48 DC	1	piece
2CSS200911R0009	S2C-UA 110 DC Undervoltage Release	S2C-UA 110 DC	1	piece
2CSS200911R0010	S2C-UA 230 DC Undervoltage Release	S2C-UA 230 DC	1	piece
2CSS201997R0013	S2C-CM1 Motor operating device	S2C-CM1	1	piece
2CSS203997R0013	S2C-CM2/3 Motor operating device	S2C-CM2/3	1	piece
2CSS204997R0013	S2C-CM4 Motor operating device	S2C-CM4	1	piece
GHS2001901R0003	S2C-DH Mechanical Accessories	S2C-DH	1	piece
2CSS200998R0001	S2C-BP Mechanical tripping device	S2C-BP	1	piece
2CSS200999R0001	S2C-EST Plug-in base	S2C-EST	1	piece
2CDS200918R0001	S2C-NT Hand Operated Neutral	S2C-NT	1	piece
2CCA880100R0001	CMS-100PS Sensor	CMS-100PS	1	piece
2CCA880101R0001	CMS-101PS Sensor	CMS-101PS	1	piece
2CCA880102R0001	CMS-102PS Sensor	CMS-102PS	1	piece

## Catégories

Produits basse tension → Appareillage modulaire et parafoudres → Miniature Circuit Breakers MCBs → Disjoncteurs ≤63A SN201/S200



360