



V2D8505R-1MCXXXAF0SXXXX

Lector85x

IMAGE-BASED CODE READERS

SICK
Sensor Intelligence.



Ordering information

Type	Part no.
V2D8505R-1MCXXXAF0SXXXX	1134614

Other models and accessories → www.sick.com/Lector85x



Detailed technical data

Features

Variant	Main unit
Optical focus	Adjustable focus (manually)
Sensor	CMOS matrix sensor, grayscale values
Sensor resolution	2,464 px x 2,048 px (5 Mpixel)
Illumination	To be ordered separately as accessories
Feedback spot	LED, Visible, green, 525 nm, ± 15 nm
Alignment aid	Laser, Red, 630 nm ... 680 nm
Laser class	1, complies with 21 CFR 1040.10 except for the conformance according to "Laser Notice No. 56" from May 8, 2019 (EN 60825-1:2014+A11:2021, IEC 60825-1:2014)
Lens	C-mount
	Optical format 1/1.8"
	Focal length 12 mm, 16 mm, 25 mm
	Note To be ordered separately as accessories
Scanning frequency	30 Hz, With resolution of 5 megapixels
Code resolution	≥ 0.1 mm ¹⁾
Working range	500 mm ... 3,000 mm (depends on lens used)

¹⁾ Depends on lens used.

Mechanics/electronics

Connection type	1 x M12, 17-pin male connector, A-coded (power, CAN, serial interface, I/O) 1 x M12, 5-pin female connector, A-coded (power, external illumination, I/O) 2 x M12, 4-pin female connector, D-coded (Gigabit Ethernet)
------------------------	--

¹⁾ Voltage source in accordance with ES1 (EN 62368-1) or SELV (EN 60950-1).

²⁾ For digital outputs without load.

³⁾ Housing only, without lens and optics protection hood.

	1 x M12, 8-pin female connector, X-coded (Gigabit Ethernet)
Supply voltage	24 V DC, $\pm 20\%$ ¹⁾
Power consumption	Typ. 24 W ²⁾
Current consumption	2 A
Housing	Aluminum die cast
Housing color	Anthracite gray (RAL 7016)
Window material	Glass
Enclosure rating	IP65 (IEC 60529:2013 +C1:2013 +C2:2015 +AMD2 C1:2019, EN 60529:1991 +A1:2010 +A2:2013 +AC:2019-02)
Contamination rating	2 (EN 61010-1)
Electrical safety	EN 61010:2010 / EN 61010-1:2010/A1:2019/AC:2019-04
Weight	640 g, without lens and connection cables
Dimensions (L x W x H)	143.3 mm x 90 mm x 46 mm ³⁾
MTBF	100,000 h

¹⁾ Voltage source in accordance with ES1 (EN 62368-1) or SELV (EN 60950-1).

²⁾ For digital outputs without load.

³⁾ Housing only, without lens and optics protection hood.

Performance

Readable code structures	1D codes, 2D codes, Stacked
Bar code types	GS1-128 / EAN 128, UPC / GTIN / EAN, Interleaved 2 of 5, Code 39, Code 128, Codabar, Code 93
2D code types	Data Matrix ECC200, MaxiCode, QR code
Stacked code types	PDF417

Interfaces

Ethernet	✓, TCP/IP
	Function Data interface (read result output), service interface, FTP (image transmission)
	Data transmission rate 10/100/1,000 Mbit/s, MAC address (device-specific), see type label
EtherNet/IP™	✓ (2)
	Function Data interface (read result output), Trigger interface
	Data transmission rate 10/100 MBit/s
CAN	✓
	Function SICK CAN sensor network CSN (secondary), Data interface (read result output)
	Data transmission rate 500 kbit/s
Serial	✓, RS-232, RS-422
	Data transmission rate 1.2 kBaud ... 115.2 kBaud
USB	✓, USB 2.0
	Function Service interface (accessing the web server)
PROFINET	✓ (2)
	Function Data interface (read result output), Trigger interface
	Data transmission rate 10/100 MBit/s
Digital inputs	2 ("Sensor 1", "Sensor 2", encoder input, external trigger)
Configurable digital inputs/outputs	

	X1	3 („DIO 4“, „DIO 5“, „DIO 6“)
Reading pulse		Digital inputs, CAN, auto pulse
Optical indicators		12 LEDs (10 x status displays, 2 x feedback spot)
Operator interfaces		Web server
Configuration software		SOPASair
Memory card		microSD memory card (parameter cloning)
Data storage and retrieval		Image and data storage via external FTP
Maximum encoder frequency		50 kHz
External illumination control		Via digital output (max. 24 V trigger) or external illumination connection

Ambient data

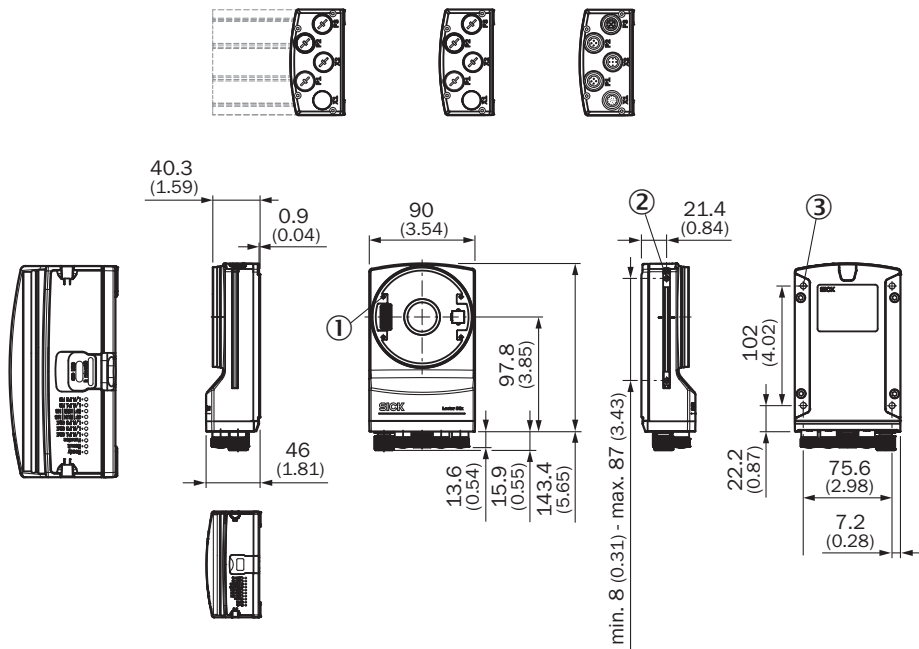
Electromagnetic compatibility (EMC)	
Interference resistance	IEC 61000-6-2:2016 / EN IEC 61000-6-2:2019
Interference emission	IEC 61000-6-4:2018 / EN IEC 61000-6-4:2019
Vibration resistance	EN 60068-2-6:2007, EN 60068-2-64:2019
Shock resistance	EN 60068-2-27:2008
Ambient operating temperature	0 °C ... +50 °C ¹⁾
Storage temperature	-20 °C ... +70 °C
Permissible relative humidity	≤ 90 %, Non-condensing
Ambient light immunity	2,000 lx, on code
Altitude (above sea level)	< 5,000 m

¹⁾ If the ambient operating temperature will be ≥ 45 °C, ensure adequate heat dissipation when mounting the device.

Classifications

ECLASS 5.0	27280103
ECLASS 5.1.4	27280103
ECLASS 6.0	27280103
ECLASS 6.2	27280103
ECLASS 7.0	27280103
ECLASS 8.0	27280103
ECLASS 8.1	27280103
ECLASS 9.0	27280103
ECLASS 10.0	27280103
ECLASS 11.0	27280103
ECLASS 12.0	27280103
ETIM 5.0	EC002550
ETIM 6.0	EC002550
ETIM 7.0	EC002999
ETIM 8.0	EC002999
UNSPSC 16.0901	43211701

Dimensional drawing (Dimensions in mm (inch))



- ① 4 tapped blind holes, M2.5, 5.5 mm deep, for mounting the spacer
- ② 2 sliding nuts, M5, 5.5 mm deep, as an alternative method of mounting the device
- ③ 4 tapped blind holes, M5, 5.5 mm deep for mounting the device

Selection Guide

V2D8505R, focal length: 16mm

FIELD OF VIEW

V2D8505R-xxxxxxx, focal length: 16 mm

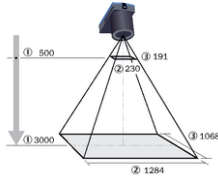


Figure 25: Field of view V2D8505R-xxxxxxx, focal length: 16 mm

- ① Working distance in mm
- ② Perceived field of view area: horizontal (mm)
- ③ Min. perceived field of view area: horizontal (mm)

Table 7: Perceived field of view area

Working distance (mm)	Horizontal (mm)	Vertical (mm)
500	230	191
1000	441	366
1500	652	542
2000	863	717
2500	1073	892
3000	1284	1068

Table 8: Minimum resolution

Working distance (mm)	1D code (mm)	2D code (mm)
500	0.11	0.18
1000	0.21	0.36
1500	0.32	0.52
2000	0.42	0.7
2500	0.52	0.88
3000	0.63	1.04

V2D8505R, focal length: 8mm

FIELD OF VIEW

V2D8505R-xxxxxxx, focal length: 8 mm

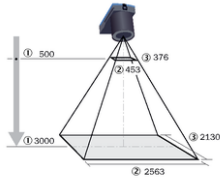


Figure 23: Field of view V2D8505R-xxxxxxx, focal length: 8 mm

- ① Working distance in mm
- ② Perceived field of view area: horizontal (mm)
- ③ Perceived field of view area: vertical (mm)

Table 3: Perceived field of view area

Working distance (mm)	Horizontal (mm)	Vertical (mm)
500	453	376
1000	875	727
1500	1297	1078
2000	1719	1429
2500	2141	1779
3000	2563	2130

Table 4: Minimum resolution

Working distance (mm)	1D code (mm)	2D code (mm)
500	0.22	0.36
1000	0.43	0.72
1500	0.63	1.06
2000	0.84	1.4
2500	1.04	1.74
3000	1.25	2.08

V2D8505R, focal length: 12mm

FIELD OF VIEW

V2D8505R-xxxxxxx, focal length: 12 mm

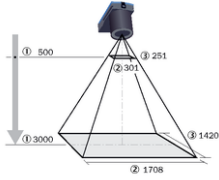


Figure 24: Field of view V2D8505R-xxxxxxx, focal length: 12 mm

- ① Working distance in mm
- ② Perceived field of view area: horizontal (mm)
- ③ Perceived field of view area: vertical (mm)

Table 5: Perceived field of view area

Working distance (mm)	Horizontal (mm)	Vertical (mm)
500	301	251
1000	583	484
1500	864	718
2000	1145	952
2500	1427	1186
3000	1708	1420

Table 6: Minimum resolution

Working distance (mm)	1D code (mm)	2D code (mm)
500	0.15	0.24
1000	0.28	0.48
1500	0.42	0.70
2000	0.56	0.92
2500	0.69	1.16
3000	0.83	1.38

V2D8505R, focal length: 25mm

FIELD OF VIEW

V2D8505R-xxxxxxx, focal length: 25 mm

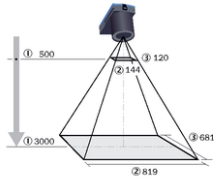


Figure 26: Field of view of V2D8505R-xxxxxxx, focal length: 25 mm

- ① Working distance in mm
- ② Perceived field of view area: horizontal (mm)
- ③ Perceived field of view area: vertical (mm)

Table 9: Perceived field of view area

Working distance (mm)	Horizontal (mm)	Vertical (mm)
500	144	120
1000	279	232
1500	414	344
2000	549	456
2500	684	569
3000	819	681

Table 10: Minimum resolution

Working distance (mm)	1D code (mm)	2D code (mm)
500	0.07	0.12
1000	0.14	0.22
1500	0.20	0.34
2000	0.27	0.44
2500	0.33	0.56
3000	0.40	0.66

Recommended services

Additional services → www.sick.com/Lector85x

	Type	Part no.
Performance check <ul style="list-style-type: none"> • Product area: Image-based code readers • Range of services: Inspection of defined functions, e.g., reading performance • Travel expenses: The prices do not include travel costs such as hotel, flight, travel time and expenses. • Duration: Additional work will be invoiced separately 	Performance check Lector	1608207
Maintenance <ul style="list-style-type: none"> • Product area: Image-based code readers • Range of services: Inspection, analysis and restoring of defined functions, Inspection and adaptation of previously defined functions of possible Lector6xx illumination, code configuration, trigger and digital inputs, interfaces and digital outputs as well as data processing • Duration: Additional work will be invoiced separately • Travel expenses: The prices do not include travel costs such as hotel, flight, travel time and expenses. 	Maintenance Lector	1611421

	Type	Part no.
Commissioning		
<ul style="list-style-type: none"> • Product area: Image-based code readers • Range of services: Inspection of connection, fine adjustment, optimization of parameters of SICK product as well as tests, Set-up of previously defined functions of possible illumination, code configuration, trigger and digital inputs, interfaces and digital outputs as well as data processing • Travel expenses: The prices do not include travel costs such as hotel, flight, travel time and expenses. • Duration: Additional work will be invoiced separately 	Commissioning Lector	1608206

SICK AT A GLANCE

SICK is one of the leading manufacturers of intelligent sensors and sensor solutions for industrial applications. A unique range of products and services creates the perfect basis for controlling processes securely and efficiently, protecting individuals from accidents and preventing damage to the environment.

We have extensive experience in a wide range of industries and understand their processes and requirements. With intelligent sensors, we can deliver exactly what our customers need. In application centers in Europe, Asia and North America, system solutions are tested and optimized in accordance with customer specifications. All this makes us a reliable supplier and development partner.

Comprehensive services complete our offering: SICK LifeTime Services provide support throughout the machine life cycle and ensure safety and productivity.

For us, that is “Sensor Intelligence.”

WORLDWIDE PRESENCE:

Contacts and other locations –www.sick.com