

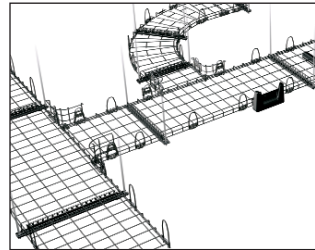
Wyr-Grid® Overhead Cable Tray Routing System

PANDUIT®

SPECIFICATION SHEET

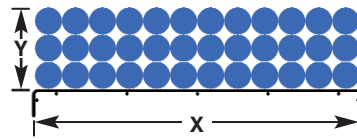
specifications

The overhead cable tray routing system shall consist of pathway sections, splice connectors, sidewalls, waterfalls, mounting brackets, and accessories designed to route and manage copper, fiber optic, or power cables. The pathway sections shall be provided in four widths: 12" (305 mm), 18" (457 mm), 24" (610 mm) and 30" (762 mm). Optional snap-on sidewalls shall include 2" (50 mm), 4" (102 mm), and 6" (152 mm) heights that can be hand installed at any location along pathway sections. Sidewall waterfalls and intersection bend radius parts shall provide 3" (76 mm) bend radius protection. Trapeze, cantilever, and wall mount brackets shall be provided to support the system. All components shall be painted black.



technical information

Wire fill table:



X (in.)	Y (in.)	Internal Area (in ²)	Category 6A Dia. 0.300" 7.6mm	Category 6 Dia. 0.240" 6.1mm	X (in.)	Y (in.)	Internal Area (in ²)	Category 6A Dia. 0.300" 7.6mm	Category 6 Dia. 0.240" 6.1mm
12.2	2	24.3	172	269	24.2	2	48.3	342	534
	4	48.7	344	538		4	96.7	684	1069
	6	73.0	516	807		6	145.0	1026	1603
18.2	2	36.3	257	401	30.2	2	60.3	427	666
	4	72.7	514	804		4	120.7	854	1334
	6	109.0	771	1205		6	181.0	1280	2000

Material: Pre-galvanized steel wire and galvanized cold rolled steel prior to paint
ABS (Sidewall Waterfall)
RoHS Compliant

Approvals: UL Classified for their suitability for use as Equipment Grounding Conductor in accordance with Sections 392.3(C) and 392.7(B) of the NEC
Metal Cable Tray in accordance with CAN/CSA-C22.2 No.126.1-02
NEMA VE 1-2002 and ANSI/NFPA 70, "National Electric Code" (NEC)
Corrosion resistant per ASTM A653/A653M-08 and A641/A641M-09
EN61537:2007 Cable Tray Systems and Cable Ladder Systems for Cable Management (pending)

CSI spec form: LP-CSISPEC-WG

key features and benefits

Strength to weight ratio	The design of the Wyr-Grid® Pathway Sections provides a greater strength to weight ratio than competitive wire basket; easier handling translates into faster installation
Grid pattern	The 4" x 5" wire mesh grid pattern allows greater amounts of cables and QuickNet® Cassettes to pass through grid openings without additional cutting, reducing installation time
No integral sidewalls	Less cutting on straight sections, no cutting at intersections and waterfalls reduces installation time
Snap-on sidewalls	Sidewalls can be attached where needed to retain cables within the Wyr-Grid® Pathway Sections providing greater configuration versatility
Bend radius control sidewalls	Protects cables at intersections and can be easily attached without cutting or fabrication
Bonding splice	A thread cutting screw pierces the paint of adjacent cable tray sections providing a completely bonded connection, ensuring electrical continuity between the sections
Snap-on waterfalls	Protects cables when transitioning down to equipment and can be easily attached without cutting or fabrication
Black painted finish	Provides corrosion protection; matches equipment racks and cabinets

applications

The Wyr-Grid® Overhead Cable Tray System is designed to route and manage copper data cables, fiber optic, or power cables within data centers, connected buildings, and industrial automation applications. Innovative features

provide quick, easy assembly for reduced installation costs and faster deployment. Can easily accommodate FiberRunner® Pathways into the application to provide a segregated copper and fiber cabling strategy.

www.panduit.com

Wyr-Grid® Pathway Sections

12"W x 120"L:	WG12BL10
18"W x 120"L:	WG18BL10
24"W x 120"L:	WG24BL10
30"W x 120"L:	WG30BL10

Splice Connectors

12" and 18" splice:	WGSPL1218BL
24" and 30" splice:	WGSPL2430BL
Intersection splice:	WGINTSPLBL

Snap-On Sidewalls

2" sidewall:	WGSDWL2BL
4" sidewall:	WGSDWL4BL
6" sidewall:	WGSDWL6BL

Waterfalls

4" sidewall waterfall:	WGSDWWF4BL
Bottom waterfall:	WGBTMWFBL

Mounting Brackets

12" trapeze bracket:	WGTB12BL
18" trapeze bracket:	WGTB18BL
24" trapeze bracket:	WGTB24BL
30" trapeze bracket:	WGTB30BL
12" cantilever bracket:	WGCB12BL
18" cantilever bracket:	WGCB18BL
24" cantilever bracket:	WGCB24BL
12" wall bracket:	WGWMTB12BL
18" – 30" wall bracket:	WGWMTB1830BL
Strut bracket:	WGSTRKTBL

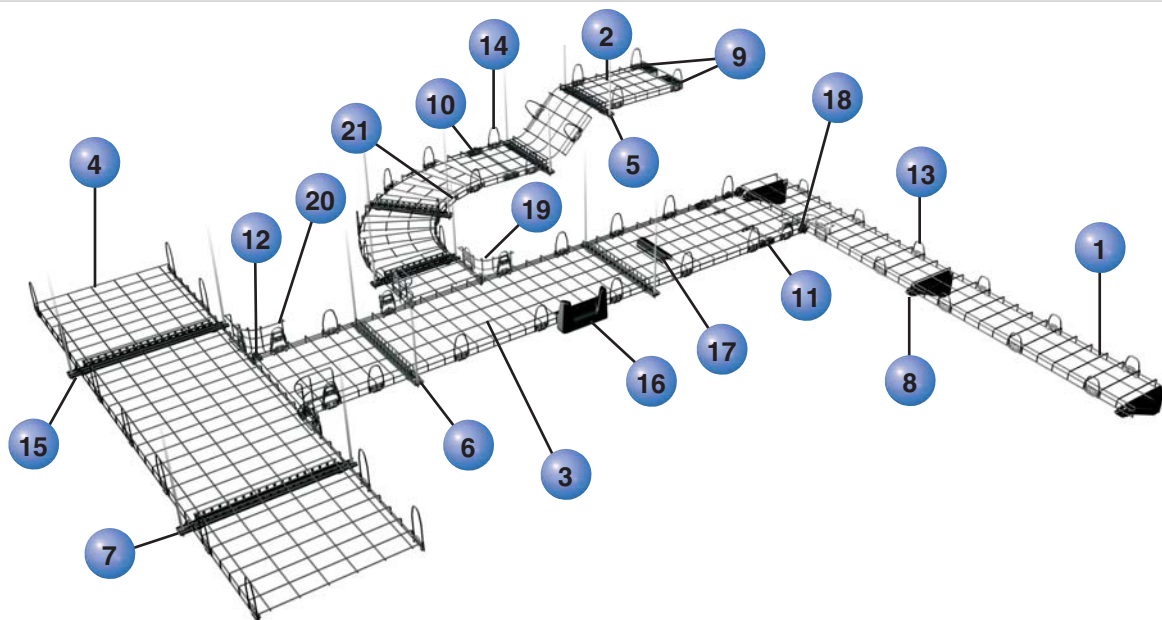
Intersection Bend Radius Control

2" high sidewall:	WGINTBRC2BL
4" high sidewall:	WGINTBRC4BL
6" high sidewall:	WGINTBRC6BL

Accessories

Manual cutting tool:	WGCT-M
Hydraulic cutting tool:	WGCT-A
Hardware kit:	WGHRDWKTBL

Wyr-Grid® Overhead Cable Tray Routing System



Pathway Sections



- 1 12" Width: WG12BL10
- 2 18" Width: WG18BL10
- 3 24" Width: WG24BL10
- 4 30" Width: WG30BL10


Mounting Brackets

Trapeze Brackets



- 12" Wide: WGTB12BL (not shown)
- 5 18" Wide: WGTB18BL
- 6 24" Wide: WGTB24BL
- 7 30" Wide: WGTB30BL

Cantilever Brackets



- 8 12" Wide: WGCB12BL
- 18" Wide: WGCB18BL (not shown)
- 24" Wide: WGCB24BL (not shown)

Wall Mount Termination Brackets



- 12" Wide: GWWMTB12BL (not shown)
- 9 18 – 30" Wide: GWWMTB1830BL

Splice Connectors



- 10 For 12" & 18" Widths: WGSPL1218BL
- 11 For 24" & 30" Widths: WGSPL2430BL
- 12 Intersection Splice: WGINTSPLBL

Snap-On Sidewalls



- 13 2" Sidewall: WGSDWL2BL
- 14 4" Sidewall: WGSDWL4BL
- 15 6" Sidewall: WGSDWL6BL

Waterfalls



- 16 4" Sidewall Waterfall: WGSDWWF4BL
- 17 Bottom Waterfall: WGBTMWFB

Intersection Bend Radius Control



- 18 2" High Sidewall: WGINTBRC2BL
- 19 4" High Sidewall: WGINTBRC4BL
- 20 6" High Sidewall: WGINTBRC6BL

Accessories

- 21 Hardware Kit: WGHRDWKTBL

WORLDWIDE SUBSIDIARIES AND SALES OFFICES

PANDUIT CANADA
Markham, Ontario
cs-cdn@panduit.com
Phone: 800.777.3300

PANDUIT EUROPE LTD.
London, UK
cs-emea@panduit.com
Phone: 44.20.8601.7200

PANDUIT SINGAPORE PTE. LTD.
Republic of Singapore
cs-ap@panduit.com
Phone: 65.6305.7575

PANDUIT JAPAN
Tokyo, Japan
cs-japan@panduit.com
Phone: 81.3.6863.6000

PANDUIT LATIN AMERICA
Guadalajara, Mexico
cs-la@panduit.com
Phone: 52.33.3777.6000

PANDUIT AUSTRALIA PTY. LTD.
Victoria, Australia
cs-aus@panduit.com
Phone: 61.3.9794.9020

For a copy of Panduit product warranties, log on to www.panduit.com/warranty

For more information

Visit us at www.panduit.com

Contact Customer Service by email: cs@panduit.com
or by phone: 800.777.3300 and reference FRSP12

PANDUIT®

©2011 Panduit Corp.
ALL RIGHTS RESERVED.
WW-FRSP12
8/2011