

MULTIFIX® 60 D-Vertical Fuse Bases

BUS BAR SYSTEMS

COMPONENTS FOR 60MM SYSTEMS



MULTIFIX® 60 is a system for energy distribution comprising a variety of modular combinable components. The energy distribution is carried out via copper bus bars in a 60 mm bus bar system up to 630 A, 400 V AC, 500 V AC, 690 V AC, 45-62 Hz. Short circuit withstand tested to VDE 0660 part 500 and IEC 60439-1.

MULTIFIX® 60 is suitable for triple pole, quadruple pole and quintuple pole applications.

The components of the MULTIFIX® 60 system are mounted directly without drilling. This method offers high flexibility for extension and alteration of existing installations -> reduced installation time.

DII - and DIII -fuse bases E27 and E33 are designed for D-fuse links 2 to 63A in accordance with IEC 60 269-3-1 and VDE 0636 part 301 and 3011, DIN 49 522 and D-adapter screws in accordance with DIN 49 523.

TECHNICAL DATA OVERVIEW

Voltage AC	500 VAC
Voltage DC	500 VDC
Ampere Range (A)	2 ... 63 A
Size per Standard	DII, DIII
Product Size	DII / E27, DIII / E33

FEATURES & BENEFITS

- For bus bars with width 12 - 30mm and thickness 5 - 10mm
- For D-fuse links 2 - 63 A in accordance with IEC/EN 60269-3-1 and VDE 0636 part 301 and 3011, DIN 49522 and D0-cartridge ring adapter inserts in accordance with DIN 49523
- Free of halogen, phosphor, silicon

APPLICATIONS

- Panel board builders
- Control system engineering
- Industrial plants
- Heating & air conditioning systems

STANDARDS

- in accordance with IEC/EN 60439-1 and VDE 0660 part 500



MULTIFIX® 60 D-Vertical Fuse Bases

PRODUCT RANGE



SAS01444

DII-vertical fuse base, E27 triple pole

Catalog number	Reference number	Thread	Design	Weight kg ¹	Package	Size
SAS01444	J1031972	E27	with cover width 42 mm, adapter screw system	0.28	10	DII

¹ weight in kg per piece or set including package



SAS01443

DIII-vertical fuse base, E33 triple pole

Catalog number	Reference number	Thread	Design	Weight kg ¹	Package	Size
SAS01443	K1031973	E33	with cover width 57 mm, adapter screw system	0.37	10	DIII

¹ weight in kg per piece or set including package

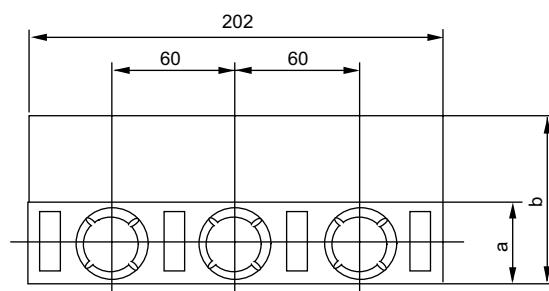
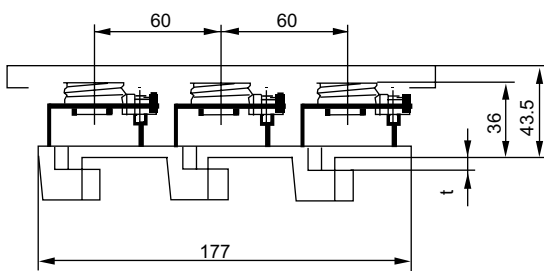
TECHNICAL DATA IN ACCORDANCE WITH EN / IEC 60947

DII/DIII-vertical fuse bases

Rated operational voltage U_e	500 V
Fire resistance	UL 94-V0
Glow wire test	960 °C
Temperature resistance	200 °C
Track resistance/comperative tracking index	CTI 600

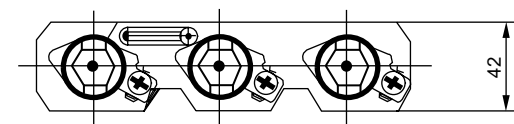
DIMENSIONS

DII and DIII-vertical fuse bases E27 and E33 for direct installation on to 60mm bus bar system (M02007)



DII a = 42 mm, b = 84 mm
 DIII a = 57 mm, b = 114 mm

t = thickness of bus bar 5 or 10 mm



Dimensions in mm

MERSEN reserves the right to change, update or correct, without notice, any information contained in this datasheet.