



# SPL-S280PPS2W05

SLG

SWITCHING AUTOMATION LIGHT GRIDS

**SICK**  
Sensor Intelligence.



Illustration may differ



## Ordering information

| Type            | Part no. |
|-----------------|----------|
| SPL-S280PPS2W05 | 1212183  |

Other models and accessories → [www.sick.com/SLG](http://www.sick.com/SLG)

## Detailed technical data

### Features

|  |  |
|--|--|
| <b>Sensor principle</b>                | Sender/receiver                            |
| <b>Minimum detectable object (MDO)</b> | Cross beam, 25 mm                          |
| <b>Beam separation</b>                 | 40 mm                                      |
| <b>Optical light exit</b>              | Slim                                       |
| <b>Number of beams</b>                 | 8  |
| <b>Detection height</b>                | 280 mm                                     |
| <b>Parameterization</b>                | None                                       |
| <b>Cross beam/parallel beam</b>        | Cross beam active                          |
| <b>Output 1</b>                        | Output 1 active, if light beam interrupted |
| <b>Automatic teach</b>                 | Automatic teach active                     |
| <b>Alignment aid</b>                   | Without alignment aid                      |
| <b>Muting function</b>                 | Muting function deactivated                |

### Mechanics/electronics

|  |                                     |
|--|-------------------------------------|
| <b>Light source</b>                        | Infrared light                      |
| <b>Wave length</b>                         | 950 nm                              |
| <b>Supply voltage <math>V_s</math></b>     | DC24 V, $\pm 20\%$                  |
| <b>Power consumption receiver</b>          | $\leq 50$ mA                        |
| <b>Output current <math>I_{max}</math></b> | $\leq 100$ mA                       |
| <b>Output load, capacitive</b>             | 100 nF                              |
| <b>Output load, Inductive</b>              | 1 H                                 |
| <b>Initialization time</b>                 | 1 s                                 |
| <b>Switching output</b>                    | PNP                                 |
| <b>Inputs</b>                              | Job-LED                             |
| <b>Dimensions (W x H x D)</b>              | 36.5 mm x 352.4 mm x 12.4 mm        |
| <b>Connection type</b>                     | Cable with M8 male connector, 4-pin |

|                            |  |
|----------------------------|--|
| <b>Housing material</b>    | PMMA   |
| <b>Indication</b>          | LED  |
| <b>Synchronization</b>     | Optical  |
| <b>Enclosure rating</b>    | IP65   |
| <b>Circuit protection</b>  | U <sub>V</sub> connections, reverse polarity protected<br>Output Q short-circuit protected<br>Interference pulse suppression |
| <b>Protection class</b>    | III  |
| <b>Weight</b>              | 40 g   |
| <b>Pulse frequency</b>     | 500 kHz  |
| <b>Aluminum stabilizer</b> | With stabilizer  |

### Performance

|                        |                                   |
|------------------------|-----------------------------------|
| <b>Maximum range</b>   | 3 m <sup>1)</sup>                 |
| <b>Minimum range</b>   | Cross beam: ≥ 0.3 m <sup>2)</sup> |
| <b>Operating range</b> | 1.5 m                             |
| <b>Response time</b>   | Cross beam, 57 ms                 |

<sup>1)</sup> No reserve for environmental issue and deterioration of the diode.

<sup>2)</sup> Aperture ± 10°.

### Ambient data

|                                      |  |
|--------------------------------------|--|
| <b>Shock resistance</b>              | 10 g / DIN EN 60068-2-29 / 16 ms                         |
| <b>Vibration resistance</b>          | 5 g, 10 Hz ... 55 Hz (IEC 68-2-6)                        |
| <b>EMC</b>                           | EN 60947-5-2   |
| <b>Ambient light immunity</b>        | Direct: 100,000 lx <sup>1)</sup><br>Indirect: 150,000 lx |
| <b>Ambient operating temperature</b> | -25 °C ... +55 °C  |
| <b>Ambient temperature, storage</b>  | -25 °C ... +70 °C  |

<sup>1)</sup> Sunlight.

### Classifications

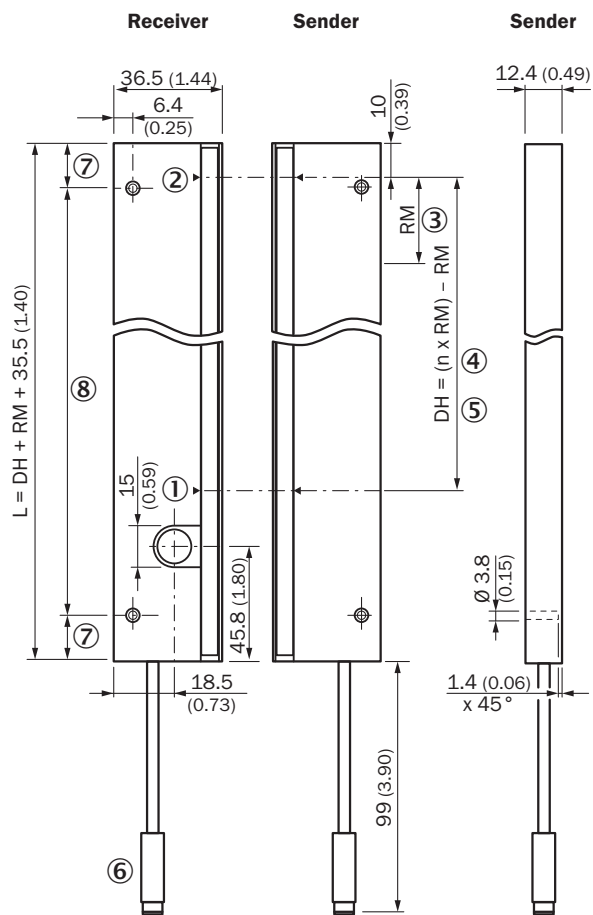
|                     |          |
|---------------------|----------|
| <b>eCl@ss 5.0</b>   | 27270910 |
| <b>eCl@ss 5.1.4</b> | 27270910 |
| <b>eCl@ss 6.0</b>   | 27270910 |
| <b>eCl@ss 6.2</b>   | 27270910 |
| <b>eCl@ss 7.0</b>   | 27270910 |
| <b>eCl@ss 8.0</b>   | 27270910 |
| <b>eCl@ss 8.1</b>   | 27270910 |
| <b>eCl@ss 9.0</b>   | 27270910 |
| <b>eCl@ss 10.0</b>  | 27270910 |
| <b>eCl@ss 11.0</b>  | 27270910 |
| <b>eCl@ss 12.0</b>  | 27270910 |
| <b>ETIM 5.0</b>     | EC002549 |
| <b>ETIM 6.0</b>     | EC002549 |

|                       |          |
|-----------------------|----------|
| <b>ETIM 7.0</b>       | EC002549 |
| <b>ETIM 8.0</b>       | EC002549 |
| <b>UNSPSC 16.0901</b> | 39121528 |

**Dimensional drawing** (Dimensions in mm (inch))

Sxx-Sxxxxxx2xxx

**Slim, with stabilizer**



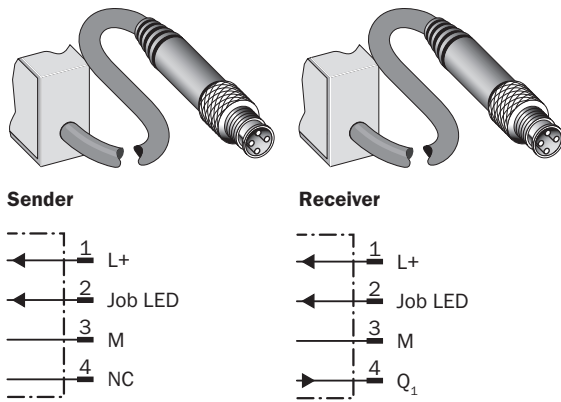
- ① First beam
- ② Last beam
- ③ Beam separation (RM)
- ④ Number of beams (n)
- ⑤ Detection height (DH)
- ⑥ Connection
- ⑦ Same distance
- ⑧ See table (hole spacing stabilizer)

| <b>Hole spacing stabilizer</b> |                 |                            |                                      |
|--------------------------------|-----------------|----------------------------|--------------------------------------|
| Monitoring height (MH)         | Number of holes | Distance between the holes | Distance first hole to the last hole |
| 0120                           | 2               | 160                        | 160                                  |
| 0280                           | 2               | 320                        | 320                                  |
| 0440                           | 2               | 320                        | 320                                  |
| 0600                           | 3               | 320                        | 640                                  |

| Hole spacing stabilizer |   |     |      |
|-------------------------|---|-----|------|
| 0760                    | 3 | 320 | 640  |
| 0920                    | 4 | 320 | 960  |
| 1080                    | 4 | 320 | 960  |
| 1240                    | 5 | 320 | 1280 |
| 1400                    | 5 | 320 | 1280 |

### Connection type and diagram

Connection type and diagram



### Functional principle


Slim & Flat



- ① Slim model = light emission on narrow side
- ② Flat model = light emission on broad side

Recommended accessories

Other models and accessories → [www.sick.com/SLG](http://www.sick.com/SLG)

|   | Brief description  | Type               | Part no. |
|---|--|--------------------|----------|
| Plug connectors and cables  |  |                    |          |
|  | Head A: female connector, M8, 4-pin, straight, A-coded<br>Head B: Flying leads<br>Cable: Sensor/actuator cable, PVC, unshielded, 2 m | YF8U14-020VA3XLEAX | 2095888  |

## SICK AT A GLANCE

SICK is one of the leading manufacturers of intelligent sensors and sensor solutions for industrial applications. A unique range of products and services creates the perfect basis for controlling processes securely and efficiently, protecting individuals from accidents and preventing damage to the environment.

We have extensive experience in a wide range of industries and understand their processes and requirements. With intelligent sensors, we can deliver exactly what our customers need. In application centers in Europe, Asia and North America, system solutions are tested and optimized in accordance with customer specifications. All this makes us a reliable supplier and development partner.

Comprehensive services complete our offering: SICK LifeTime Services provide support throughout the machine life cycle and ensure safety and productivity.

For us, that is “Sensor Intelligence.”

## WORLDWIDE PRESENCE:

Contacts and other locations –[www.sick.com](http://www.sick.com)