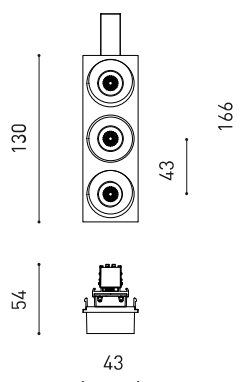




DIMENSIONS



ACCESSOIRES



CUSTOM & MOUNTING
ACCESSORIES

TROPHÉES



Nom	BLACK FOSTER CUSTOM MODULE 3X 19° DIM DALI 4000K NMG
Référence	A4533122NMG
Coleur	Noir-Or métallique
RAL	Finition métallique
Catégorie	CUSTOM SYSTEMS

Type	LED
Flux lumineux brut	750 lm
Température de couleur	4000 K
Stabilité chromatique	MacAdam Step 3
Indice de reproduction chromatique	CRI > 90
Puissance	6,3 W
Courant	700 mA
Efficacité	119 lm/W
Durée de vie de la LED	L80B10 > 60.000h

Efficacité lumineuse	90%
Angle du faisceau lumineux	19°

Driver	Inclus
Valeurs de puissance du système	7,00 W
Tension	48Vdc
Variation d'intensité	DALI
Classe d'isolation électrique	II

Étanchéité	IP20
Contrôle sans fil	Veillez consulter
Type de rail	Black Foster Surface Track
Poids	111 g
Poids avec emballage	180 g
Unités par emballage	1
Matériaux	Aluminium / Acrylonitrile Butadié Styrene / Polycarbonate

PRODUIT

SOURCE DE LUMIÈRE

LUMINAIRE | DONNÉS PHOTOMÉTRIQUES

LUMINAIRE | DONNÉS ÉLECTRIQUES

D'AUTRES DONNÉES

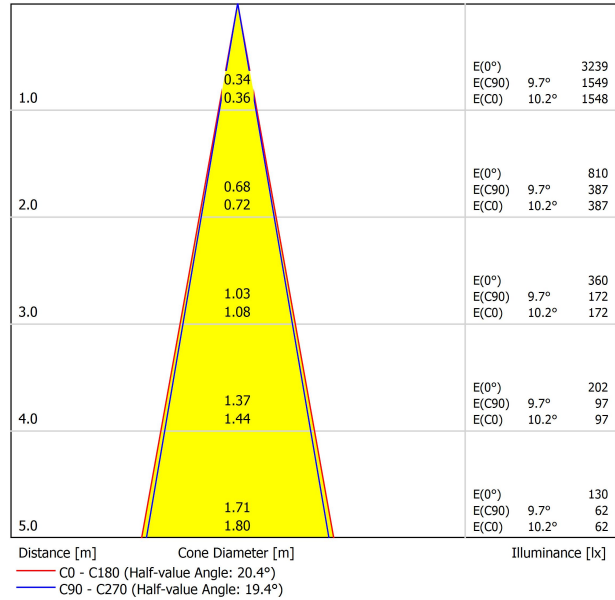


Black Foster est le luminaire qui transfère l'effet acclamé de 'The Invisible Black' à un système linéaire. Black Foster est composé d'une série de modules combinables qui permet d'alterner dans le luminaire des segments avec émission de lumière et d'autres sans lumière. Cependant, aussi bien allumé qu'éteint, le luminaire conserve toujours l'esthétique d'une parfaite ligne sombre. Pour l'observateur, il est impossible de différencier les parties de Black Foster qui émettent de la lumière de celles qui n'en émettent pas.

DIAGRAMME POLAIRE



DIAGRAMME CONIQUE



UGR

Glare Evaluation According to UGR											
ρ Ceiling		70	70	50	50	30	70	70	50	50	30
ρ Walls		50	30	50	30	30	50	30	50	30	30
ρ Floor		20	20	20	20	20	20	20	20	20	20
Room Size X Y		Viewing direction at right angles to lamp axis					Viewing direction parallel to lamp axis				
2H	2H	6.1	6.7	6.3	6.9	7.1	6.1	6.8	6.4	7.0	7.2
	3H	9.6	10.2	9.9	10.5	10.7	9.7	10.3	10.0	10.5	10.8
	4H	11.5	12.1	11.8	12.3	12.6	11.6	12.2	11.9	12.4	12.7
	6H	13.6	14.2	13.9	14.4	14.7	13.6	14.2	13.9	14.4	14.7
	8H	14.8	15.3	15.2	15.6	15.9	14.9	15.4	15.2	15.7	16.0
4H	12H	16.2	16.7	16.5	17.0	17.3	16.3	16.8	16.6	17.1	17.4
	2H	7.1	7.7	7.4	7.9	8.2	7.2	7.8	7.5	8.0	8.3
	3H	10.9	11.4	11.3	11.7	12.0	11.0	11.5	11.3	11.8	12.1
	4H	13.0	13.4	13.3	13.7	14.1	13.1	13.5	13.5	13.9	14.2
	6H	15.2	15.6	15.6	16.0	16.3	15.3	15.6	15.7	16.0	16.4
8H	8H	16.6	16.9	17.0	17.3	17.7	16.7	17.0	17.1	17.4	17.8
	12H	18.0	18.3	18.5	18.7	19.1	18.1	18.4	18.6	18.8	19.2
	4H	13.8	14.1	14.2	14.5	14.9	13.9	14.2	14.3	14.6	15.0
	6H	16.3	16.6	16.8	17.0	17.4	16.4	16.6	16.8	17.0	17.5
	8H	17.8	18.0	18.3	18.5	18.9	17.9	18.1	18.4	18.6	19.0
12H	12H	19.5	19.7	20.0	20.1	20.6	19.6	19.8	20.1	20.2	20.7
	4H	14.0	14.3	14.5	14.7	15.1	14.1	14.4	14.6	14.8	15.2
	6H	16.7	16.9	17.2	17.3	17.8	16.7	16.9	17.2	17.4	17.8
8H	18.3	18.5	18.8	18.9	19.4	18.4	18.5	18.8	19.0	19.5	
Variation of the observer position for the luminaire distances S											
S = 1.0H		+0.2 / -0.2					+0.2 / -0.2				
S = 1.5H		+0.3 / -0.3					+0.3 / -0.3				
S = 2.0H		+0.5 / -0.6					+0.5 / -0.6				
Standard table Correction Summand		---					---				
Corrected Glare Indices referring to 750lm Total Luminous Flux											



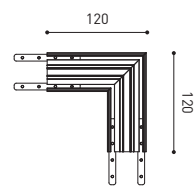
BLACK FOSTER Custom Surface 1m	A452-01-00- NT WT
BLACK FOSTER Custom Surface 2m	A452-02-00- NT WT
BLACK FOSTER Custom Surface 3m	A452-03-00- NT WT



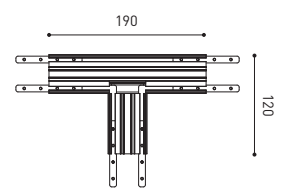
BLACK FOSTER Custom Surface L-Joint	A452-04-00- NT WT
BLACK FOSTER Custom Surface T-Joint	A452-05-00- NT WT
BLACK FOSTER Custom Surface X-Joint	A452-06-00- NT WT



BLACK FOSTER SURFACE CUSTOM L JOINT BLACK FOSTER SURFACE CUSTOM T JOINT

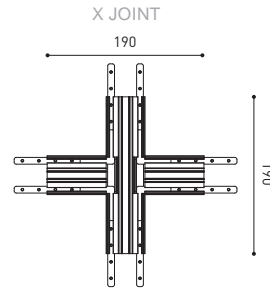


Electrical connection not included



Electrical connection not included

BLACK FOSTER SURFACE CUSTOM X JOINT



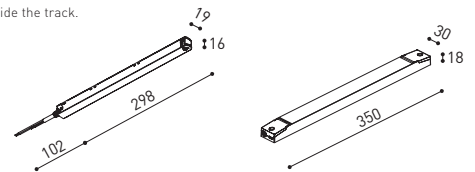
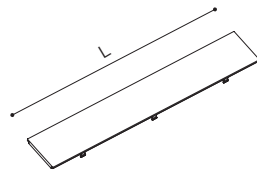
Electrical connection not included

	L	P	V	D (A x B x C)
BLACK FOSTER Custom Cover Gap 250	A452-00-01- N	250mm		
BLACK FOSTER Custom Cover Gap 500	A452-00-02- N	500mm		

		P	V	D (A x B x C)
Constant Voltage	0434-01-61* N	100W	48V	298 x 16 x 19mm
LED POWER SUPPLY	0434-01-62	150W	48V	350 x 30 x 18mm

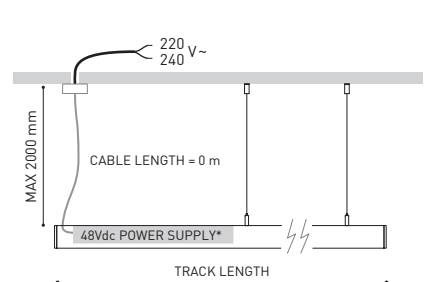
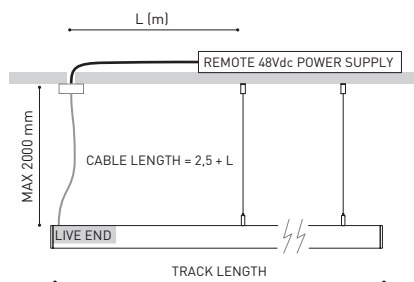
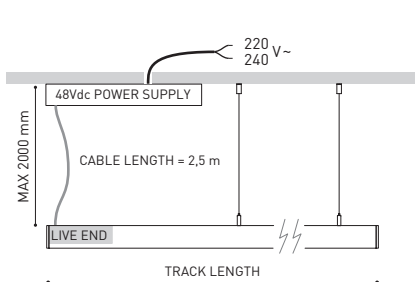
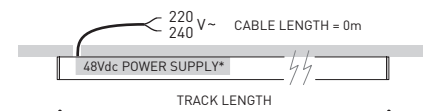
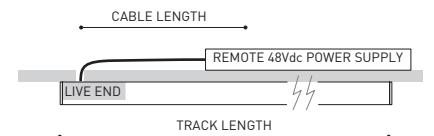
220
240 V~

*To be installed inside the track.



DROPVOLTAGE TABLE

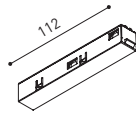
POWER (W)	CABLE SECTION (mm²)	CABLE LENGTH (m)			
		5	10	20	30
100	0,75	50	50	X	X
	1,5	50	50	40	25
150	0,75	40	15	X	X
	1,5	50	40	20	X



COLOUR | NT ■ RAL 9005 | WT □ RAL 9016 | N ■ RAL 9005 |

Live-End Connector 48V

A338-00-01- | N |



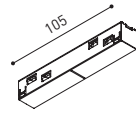
BLACK FOSTER Custom Surface

End A452-00-03- | N | W |



Central Connector 48V

A338-00-02- | N |



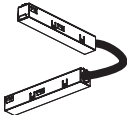
BLACK FOSTER Custom Surface

End Feed A452-00-04- | N | W |



L-Joint Connector 48V

A338-00-12- | N |



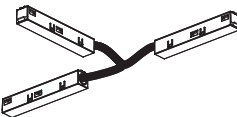
BLACK FOSTER Custom Surface

Straight Joiner A452-00-05



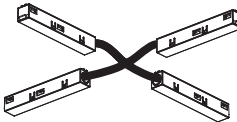
T-Joint Connector 48V

A450-00-07- | N |



X-Joint Connector 48V

A450-00-08- | N |

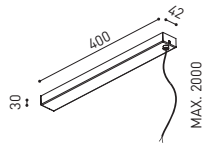
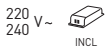


SUSPENSION COMPONENTS

Wired Power Supply Case 48V

A338-00-25- | NT | WT | 150W NO DIM

A338-00-26- | NT | WT | 150W DIM

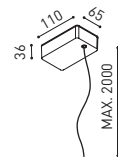


Suspension Feed Kit 48V

A338-00-16- | N | W | NO DIM

A338-00-17- | N | W | DIM

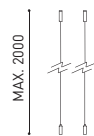
For remote power supply



Black Foster Suspension Kit (2 units)

A450-00-09- | NT | WT |

Suggested mounting accessories quantities:
1000mm - 2 Pcs.
2000mm - 2 Pcs.
3000mm - 3 Pcs.



A338-00-27- | N | W | NO DIM

A338-00-28- | N | W | DIM

For power supply inside the track

WIRE TRIMLESS ACCESSORIES

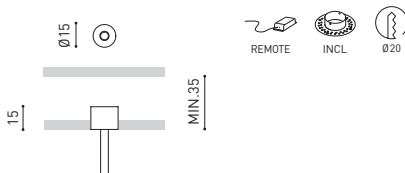
FEED

Mains Trimless*

A023-00-01- | W | N | NO DIM

Mains Thick Trimless*

A023-00-02- | W | N | DIM



FASTENING

Steel Cable Trimless*

A023-00-05- | W | N |



* As many pieces as needed ACCORDING to your product

COLOUR | NT ■ RAL 9005 | WT □ RAL 9016 | N ■ RAL 9005 |



Fuente de luz (LED) reemplazable por un profesional autorizado
 Replaceable (LED only) light source by an authorized professional.
 Source lumineuse (LED) remplaçable par un professionnel agréé
 Sorgente luminosa (LED) sostituibile da parte di un professionista autorizzato
 Austauschbare (LED) Lichtquelle durch einen autorisierten Fachmann



Equipo de control reemplazable por un profesional autorizado
 Replaceable control gear by an authorized professional
 Dispositif de commande remplaçable par un professionnel agréé
 Alimentatore sostituibile da parte di un professionista autorizzato
 Auswechselbares Betriebsgerät durch autorisierten Fachmann

INSTRUCCIONES PARA EL FINAL DE VIDA Y LA ELIMINACIÓN LOS COMPONENTES
 INSTRUCTIONS ON END-OF-LIFE AND COMPONENT DISPOSAL
 INSTRUCTIONS POUR LA GESTION DES COMPOSANTS EN FIN DE VIE ET LEUR MISE AU REBUT
 ISTRUZIONI PER IL FINE VITA E LO SMALTIMENTO DEI COMPONENTI
 ANWEISUNGEN ZUR ENTSORGUNG DER LEUCHTENKOMPONENTEN



Interrumpir la alimentación del aparato
 Cut the power supply to the luminaire
 Couper l'alimentation du luminaire
 Interrompere l'alimentazione dell'apparecchio
 Stromversorgung der Leuchte unterbrechen



Quitar la(s) fuente(s) de luz para el desecho
 Remove light source(s) for disposal
 Retirer la (les) source(s) lumineuse(s) pour l'élimination
 Rimuovere la/le sorgente/e di luce per lo smaltimento
 Lichtquelle(n) zur Entsorgung entfernen



Quitar la batería para el desecho
 Remove the battery for decommissioning
 Retirer la batterie pour sa mise au rebut
 Rimuovere la batteria per la dismissione
 Die Batterie ordnungsgemäß entsorgen



Quitar el equipo de control para el desecho
 Remove control gear for disposal
 Retirer le dispositif de commande pour l'élimination
 Rimuovere l'alimentatore per lo smaltimento
 Betriebsgerät zur Entsorgung ausbauen

Enviar los materiales a un centro de recogida RAEE
 Send the materials to a WEEE collection centre
 Envoyer les matériaux dans une déchetterie DEEE
 Inviare i materiali ad un centro di raccolta RAEE
 Die Materialien in einem WEEE-Zentrum entsorgen

