

THIS COPY IS PROVIDED ON A RESTRICTED BASIS AND IS NOT TO BE USED IN ANY WAY DETRIMENTAL TO THE INTERESTS OF PANDUIT CORP.

PANDUIT P/N	WEIGHT
P48G33M-XXYZ	SEE SHEET 2

SPECIFICATION:

1. STANDARD:

UNIT TYPE:	MONITORED & SWITCHED PER OUTLET
ORIENTATION:	VERTICAL, 0U
OUTLET QTY&TYPE:	(24)C13/C15, (24)C13/C15/C19
INPUT VOLTAGE:	200-240/346-415VAC
INPUT CURRENT:	20A(DERATED 16A)(NA)/16A(EU)
BREAKER QTY&TYPE:	N/A
INPUT PHASE:	THREE-PHASE,WYE
RATED POWER:	DUAL-RATED:11.5 KVA(NA)/11KVA(EU)
INPUT PLUG:	IEC 60309 3P+N+E 6H 20A/16A (IP44)
INPUT POWER CORD:	SEE SHEET 2 PART NUMBER TABLE
REGULATORY STANDARD:	RoHS COMPLIANT

2. ADDITIONAL:

NONE

3. ACCESSORIES:

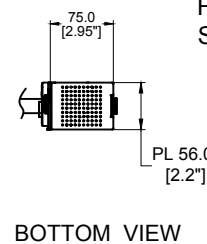
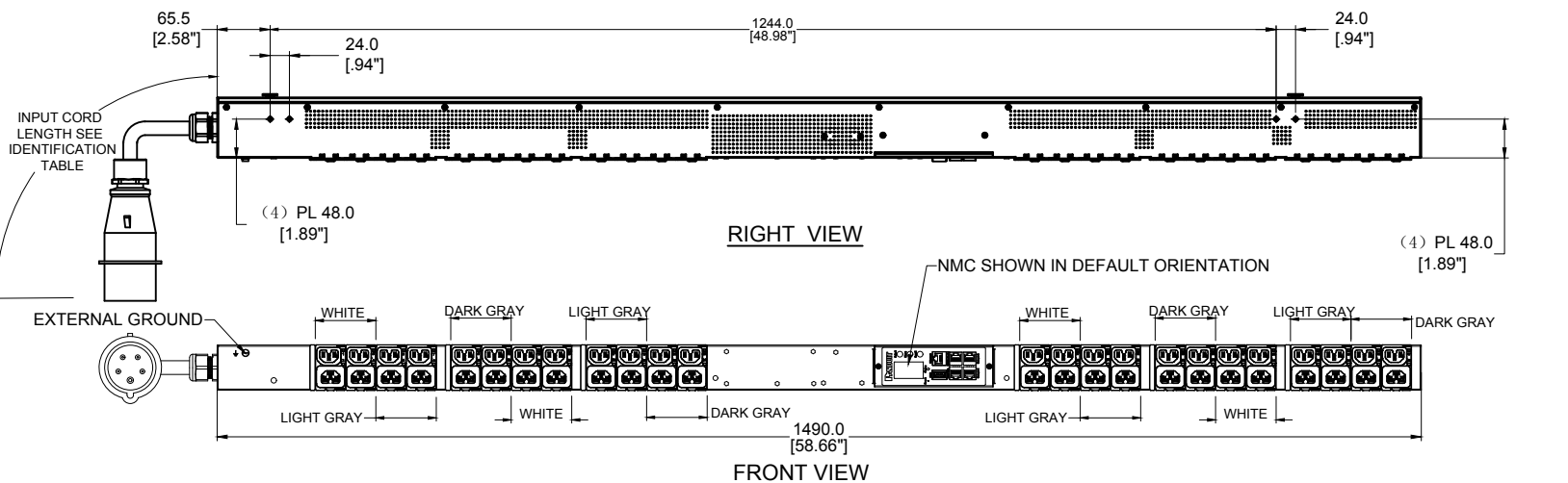
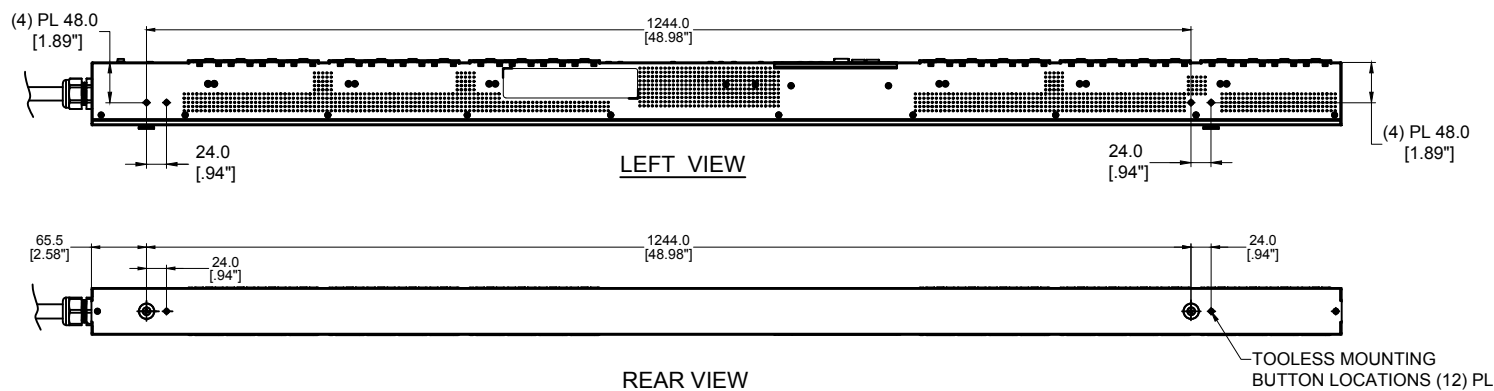
(1) QUICK-START GUIDE

NOTES:

1. PRIMARY DIMENSIONS ARE IN MILLIMETERS. SECONDARY DIMENSION ARE IN [INCHES] .
2. INSTALLATION SHALL COMPLY WITH ALL APPLICABLE NATIONAL, STATE, AND LOCAL CODES .
3. VISIT OUR ON-LINE CATALOG AT WWW.PANDUIT.COM FOR A CURRENT LIST OF PRODUCTS APPLICABLE FOR USE WITH THIS PART .
4. FOR FULL PRODUCT FUNCTIONALITY REFER TO USER MANUAL .
5. DRAWING VIEWS SHOW THE INPUT CORD IN THE "TOP END FED" CONFIGURATION .

IDENTIFICATION

FOR FINISHED GOOD PART NUMBER & DESCRIPTION TABLE SEE SHEET 2 CONFIGURABLE PART NUMBERS: **P48G33M-XX Y Z**

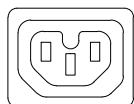


XX: FINISHED GOOD COLOR BL =BLACK YL =YELLOW RD =RED BU =BLUE WH =WHITE GN =GREEN	Y: INPUT FEED TYPE 1 =TOP-END FED 2 =BOTTOM-END FED	Z: INPUT CORD LENGTH A =1 METER B =2 METER C =3 METER
--------------------------------------------------------------------------------------------	-----------------------------------------------------------	----------------------------------------------------------------

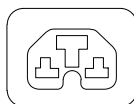
PLUG/RECEPTACLE BLOCK



PLUG
IEC 60309, 3P+N+E,6H
IP44(SPLASHPROOF)
DUAL RATED 16A/20A(DERATED 16A)
346-415V MAX RATED INPUT



RECEPTACLES
C13/C15 COMBO
10A, 250V MAX RATED OUTPUT



RECEPTACLES
C13/C15/C19 COMBO
16A, 250V MAX RATED OUTPUT

REV	DATE	BY	CHK	APR	DESCRIPTION	ECN
01A	01/06/2023	Leo Liu	CSH	MJD	INITIAL RELEASE	P48G33M-XXYZ

WE ASK THAT YOU CHECK FULLY THE DIMENSIONS, NOTES, AND SIGN THE CLIENT SIGNATURE BOX. THE JOB WILL NOT PROGRESS WITHOUT SIGNED APPROVAL. PLEASE DO NOT DELAY IN RETURNING PROOF AS IT WILL AFFECT DELIVERY.		SIGN
		DATE
		PRINT
TITLE INTELLIGENT SERIES PDU P48G33M-XXYZ CUSTOMER DRAWING		
ITEM REVISION NAME:		PANDUIT
DATASHEET FILE NAME:		
UNLESS OTHERWISE SPECIFIED DIMENSIONAL TOLERANCE ARE: mm [IN]		MATERIAL/COLOR: N/A
THIRD ANGLE PROJECTION		DRAWING NUMBER: P48G33M-XXYZ_DC
DRAWN BY Leo	DATE 01/06/2023	CHK Hanson
SCALE NONE		SCALE NONE
SHT 1 OF 2		SCALE B

2



1

THIS COPY IS PROVIDED ON A RESTRICTED BASIS AND IS NOT TO BE USED IN ANY WAY DETRIMENTAL TO THE INTERESTS OF PANDUIT CORP.

FINISHED GOOD PART NUMBER	FINISHED GOOD DESCRIPTION	COLOR	INPUT CORD LENGTH	WEIGHT
P48G33M	VERTICAL,(24)C13/C15, (24)C13/C15/C19, MONITORED & SWITCHED PER OUTLET, 200-240/346-415VAC/20A(DERATED 16A)(NA)/16A(EU)/3 PHASE, TOP-END FED, 3 METER INPUT CORD, BLACK	BLACK (RAL 9005)	3M(+254mm/-127mm) 10' [+10"/-5"]	6.8kg

B

B

A

A

REV	DATE	BY	CHK	APR	DESCRIPTION	ECN
01A	01/06/2023	Leo Liu	CSH	MJD	INITIAL RELEASE	P48G33M-XXYZ

WE ASK THAT YOU CHECK FULLY THE DIMENSIONS, NOTES, AND SIGN THE CLIENT SIGNATURE BOX. THE JOB WILL NOT PROGRESS WITHOUT SIGNED APPROVAL. PLEASE DO NOT DELAY IN RETURNING PROOF AS IT WILL AFFECT DELIVERY

SIGN _____
DATE _____
PRINT _____

TITLE
INTELLIGENT SERIES PDU
P48G33M-XXYZ
CUSTOMER DRAWING

ITEM REVISION NAME:
DATASHEET FILE NAME:

UNLESS OTHERWISE SPECIFIED
DIMENSIONAL TOLERANCE ARE: mm [IN]

Tolerance(mm)	
0<L<50	±0.5
50<L<250	±1.0
250<L<500	±1.5
500<L<1000	±2.5
1000<L<2000	±4.0

MATERIAL/COLOR:
N/A

DRAWING NUMBER:
P48G33M-XXYZ_DC

THIRD ANGLE PROJECTION

DRAWN BY: Leo DATE: 01/06/2023 CHK: Hanson SCALE: NONE

SHT 2 OF 2 SCALE: B

2



1