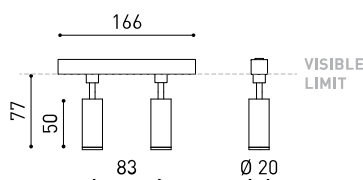




## DIMENSIONS



## ACCESSOIRES



TRACK 48V OPTIONS

|           |  |
|-----------|--|
| Nom       | FIT 20 48V SHORT DOUBLE DIM DALI 30° 2700K NTW |
| Référence | A3441220NTW-S                                  |
| Couleur   | Noir Texturé - Rail Blanc                      |
| RAL       | 9005   |
| Catégorie | TRACKLIGHTS                                    |

|                                    |                  |
|------------------------------------|------------------|
| Type                               | LED              |
| Flux lumineux brut                 | 2 x 127 lm       |
| Température de couleur             | 2700 K           |
| Stabilité chromatique              | MacAdam Step 3   |
| Indice de reproduction chromatique | CRI > 90         |
| Puissance                          | 4,2 W            |
| Courant                            | 700 mA           |
| Efficacité                         | 60 lm/W          |
| Durée de vie de la LED             | L80B10 > 50.000h |

|                            |     |
|----------------------------|-----|
| Efficacité lumineuse       | 88% |
| Angle du faisceau lumineux | 30° |

|                                 |        |
|---------------------------------|--------|
| Driver                          | Inclus |
| Valeurs de puissance du système | 4,42 W |
| Tension                         | 48Vdc  |
| Variation d'intensité           | DALI   |
| Classe d'isolation électrique   | II     |

|                           |                           |
|---------------------------|---------------------------|
| Étanchéité                | IP20                      |
| Contrôle sans fil         | Veillez consulter         |
| Angle de basculement      | 90°                       |
| Angle de rotation         | 360°                      |
| Type de rail              | Track 48V                 |
| Poids                     | 130 g                     |
| Poids avec emballage      | 175 g                     |
| Dimensions de l'emballage | 190 x 145 x 24 mm         |
| Unités par emballage      | 1                         |
| Matériaux                 | Aluminium / Polycarbonate |

## PRODUIT

## SOURCE DE LUMIÈRE

## LUMINAIRE | DONNÉS PHOTOMÉTRIQUES

## LUMINAIRE | DONNÉS ÉLECTRIQUES

## D'AUTRES DONNÉES



Fit est un projecteur pour applications de rail à basse tension disponible en cinq modèles (Ø50, Ø35, Ø35 Double, Ø20 et Ø20 Double). De géométrie cylindrique et de formes essentielles, il se distingue par son minimalisme esthétique et sa fonctionnalité, car il peut être orienté dans toutes les directions. Le périmètre de sa bouche en noir et son accessoire de type panneau à lamelles d'abeille accentuent sa vocation anti-éblouissante.

DIAGRAMME POLAIRE

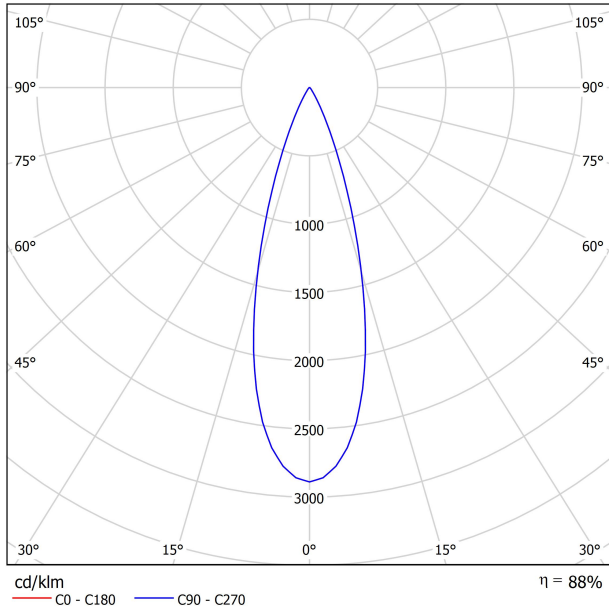
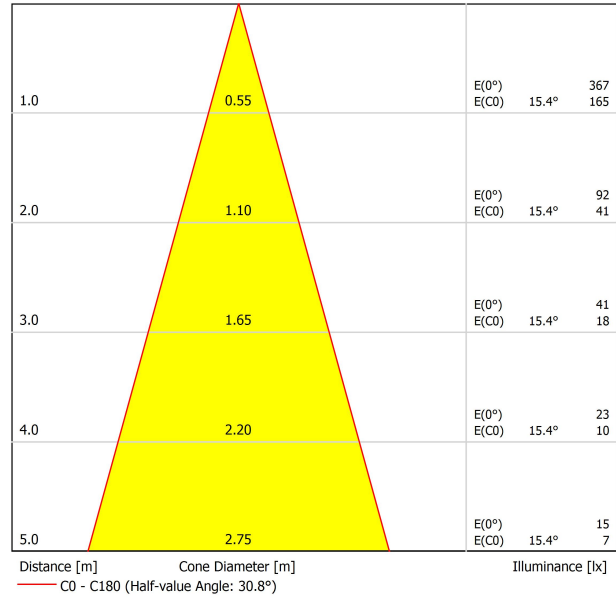
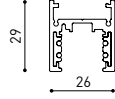


DIAGRAMME CONIQUE

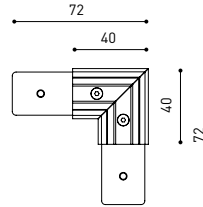


# TRACK 48V



### TRACK 48V SURFACE SHORT

#### Corner 90° One Plane



\*Electrical connection not included

### TRACK 48V SURFACE SHORT

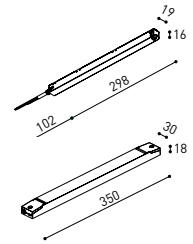
|  |                       |
|--|-----------------------|
| TRACK 48V SURFACE SHORT 1m                   | A338-21-00-   WT   NT |
| TRACK 48V SURFACE SHORT 2m                   | A338-22-00-   WT   NT |
| TRACK 48V SURFACE SHORT 3m                   | A338-23-00-   WT   NT |
| TRACK 48V SURFACE SHORT Corner 90° One Plane | A338-24-00-   WT   NT |



|                                   |             | P    | V   | D                |
|-----------------------------------|-------------|------|-----|------------------|
| CONSTANT VOLTAGE LED POWER SUPPLY | 0434-01-61* | 100W | 48V | 298 x 16 x 19 mm |
|                                   | 0434-01-62  | 150W | 48V | 350 x 30 x 18 mm |

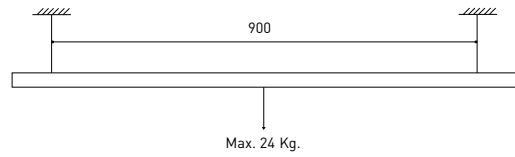
220 V ~  
240

\*To be installed inside the track.

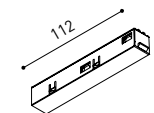


### DROP VOLTAGE TABLE

| POWER [W] | CABLE SECTION (mm <sup>2</sup> ) | CABLE LENGTH (m) |    |    |    |
|-----------|----------------------------------|------------------|----|----|----|
|           |                                  | 5                | 10 | 20 | 30 |
| 100       | 0,75                             | 50               | 50 | X  | X  |
|           | 1,5                              | 50               | 50 | 40 | 25 |
| 150       | 0,75                             | 40               | 15 | X  | X  |
|           | 1,5                              | 50               | 40 | 20 | X  |

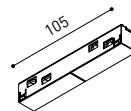


### ALL 48V TRACK



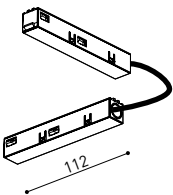
#### TRACK 48V Live-End Connector

A338-00-01- | W | N |



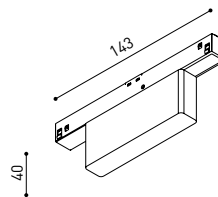
#### TRACK 48V Central Connector

A338-00-02- | W | N |



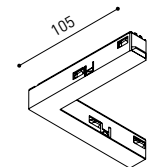
#### TRACK 48V Corner Connector

A338-00-12- | W | N |



#### TRACK 48V Wireless Control

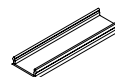
0434-01-31- | W | N | Casambi/AAG Stucchi App



#### TRACK 48V Corner 90° Connector One Plane

A338-00-24- | W | N |

\*Not suitable for trimless version

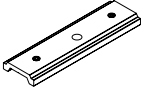


#### TRACK 48V Cover Gap 1m

A338-00-30- | N |

COLOUR | N ■ RAL 9005 | W □ RAL 9016 | NT ■ RAL 9005 | WT □ RAL 9016 |

## SURFACE SHORT & SUSPENSION SHORT 48V



**TRACK 48V SURFACE Straight Joiner**

A338-00-11



**TRACK 48V SURFACE SHORT End**

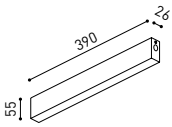
A338-00-18- | N |



**TRACK 48V SURFACE SHORT End Feed**


A338-00-19- | N |

## SURFACE SHORT 48V

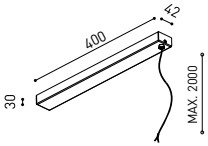


**TRACK 48V Power Supply Case**


A338-00-29- | NT | WT | 150 W


220 V ~ 240 V  \*To be installed aside 48V Surface Tracks  
INCL

## SUSPENSION SHORT 48V



**TRACK 48V Wired Power Supply Case**

A338-00-25- | NT | WT | 150 W  NO DIM

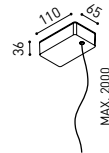
A338-00-26- | NT | WT | 150 W  DIM

220 V ~ 240 V  INCL





**TRACK 48V SURFACE Suspension Kit (2 units)**

A338-00-15- | WT | NT |





**TRACK 48V SURFACE Suspension Feed Kit**

A338-00-16- | W | N |  NO DIM

A338-00-17- | W | N |  DIM

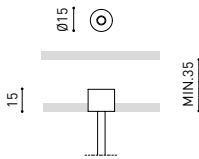
\*For remote power supply

A338-00-27- | W | N |  NO DIM

A338-00-28- | W | N |  DIM


\*For power supply inside the track

## WIRE TRIMLESS ACCESSORIES




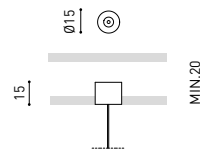
**FEED**

**MAINS TRIMLESS\***

A023-00-01- | W | N |  NO DIM

**MAINS THICK TRIMLESS\***


A023-00-02- | W | N |  DIM



**FASTENING**

**STEEL CABLE TRIMLESS\***

A023-00-05- | W | N |



COLOUR | N ■ RAL 9005 | W □ RAL 9016 | NT ■ RAL 9005 | WT □ RAL 9016 |

\* AS MANY PIECES AS NEEDED ACCORDING TO YOUR PRODUCT



Fuente de luz (LED) reemplazable por un profesional autorizado  
 Replaceable (LED only) light source by an authorized professional.  
 Source lumineuse (LED) remplaçable par un professionnel agréé  
 Sorgente luminosa (LED) sostituibile da parte di un professionista autorizzato  
 Austauschbare (LED) Lichtquelle durch einen autorisierten Fachmann



Equipo de control reemplazable por un profesional autorizado  
 Replaceable control gear by an authorized professional  
 Dispositif de commande remplaçable par un professionnel agréé  
 Alimentatore sostituibile da parte di un professionista autorizzato  
 Auswechselbares Betriebsgerät durch autorisierten Fachmann

INSTRUCCIONES PARA EL FINAL DE VIDA Y LA ELIMINACIÓN LOS COMPONENTES  
 INSTRUCTIONS ON END-OF-LIFE AND COMPONENT DISPOSAL  
 INSTRUCTIONS POUR LA GESTION DES COMPOSANTS EN FIN DE VIE ET LEUR MISE AU REBUT  
 ISTRUZIONI PER IL FINE VITA E LO SMALTIMENTO DEI COMPONENTI  
 ANWEISUNGEN ZUR ENTSORGUNG DER LEUCHTENKOMPONENTEN



Interrumpir la alimentación del aparato  
 Cut the power supply to the luminaire  
 Couper l'alimentation du luminaire  
 Interrompere l'alimentazione dell'apparecchio  
 Stromversorgung der Leuchte unterbrechen



Quitar la(s) fuente(s) de luz para el desecho  
 Remove light source(s) for disposal  
 Retirer la (les) source(s) lumineuse(s) pour l'élimination  
 Rimuovere la/le sorgente/e di luce per lo smaltimento  
 Lichtquelle(n) zur Entsorgung entfernen



Quitar la batería para el desecho  
 Remove the battery for decommissioning  
 Retirer la batterie pour sa mise au rebut  
 Rimuovere la batteria per la dismissione  
 Die Batterie ordnungsgemäß entsorgen



Quitar el equipo de control para el desecho  
 Remove control gear for disposal  
 Retirer le dispositif de commande pour l'élimination  
 Rimuovere l'alimentatore per lo smaltimento  
 Betriebsgerät zur Entsorgung ausbauen

Enviar los materiales a un centro de recogida RAEE  
 Send the materials to a WEEE collection centre  
 Envoyer les matériaux dans une déchetterie DEEE  
 Inviare i materiali ad un centro di raccolta RAEE  
 Die Materialien in einem WEEE-Zentrum entsorgen

