

Features

Use: Indoor
 Type of installation: RECESSED, SUSPENDED, CEILING MOUNTED
 Emission: DIRECT
 Optics: OPAL
 Colour: CAPPUCCINO
 Dimming: WITH ACCESSORY
 Emergency: NO
 L: Ø 962mm
 A: 40mm
 H: 40mm
 Made in: ITALY
 Warranty: 5 years
 Weight: 4.2kg

Tech data

Luminaire input power: 44.8W
 Luminaire luminous flux: 2631lm
 IP: 40
 Insulation class: III
 Supply voltage: MAX 1.8A
 UGR: <19
 SELV: No

Source

Light source: LED
 Source power: 42W
 Source luminous flux: 5668lm
 Colour temperature: 2700K
 CRI: >90
 LED lifespan: 50000h L80 B20

Compliance

CEI EN 60598-1:2015 + A11:2009. IEC 60598-2:2015 2-1, 2-2

Standards

Photobiological risk: RISK GROUP 0 Certified fixture in EXEMPT GROUP, in accordance with CEI EN 62471:2010-01, IEC TR 62778:2014.
 CAM edilizia: The product complies with the requirements for public buildings, ministerial decree of 23rd June 2022 n.256.

[View more product info](#)

MOUNTING ACCESSORIES



ARK: KIT INCASSO PER 962

109807.99



HALOS: ROSONE ALIM. REMOTA CAPP

105157.21




HALOS: ROSONE DOPPIA ALIM. REMOTA CAPP

105158.21



HALOS: KIT 4 CAVI SOSPENSIONE L.3000

105159.99



CAVO ALIMENTAZIONE L=3000 3X1.5 TRASP

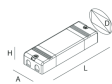
109001.00



HALOS: ALIMENTATORE ON/OFF

105147.99

ELECTRICAL ACCESSORIES





HALOS: ROSONE-N ALIM. ON/OFF CAPP

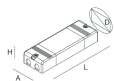
105151.21



HALOS: ROSONE-N DOPPIA ALIM ON/OFF CAPP

105155.21

DIMMABLE ACCESSORIES



HALOS: ALIMENTATORE DALI/PUSH

105148.99



HALOS: ROSONE-N ALIM. DALI/PUSH CAPP

105152.21



HALOS: ROSONE-N DOPPIA ALIM D/PUSH CAPP

105156.21