

## Features

Use: Indoor  
Type of installation: RECESSED, SUSPENDED, CEILING MOUNTED  
Emission: DIRECT  
Optics: OPAL  
Colour: BLACK  
Dimming: WITH ACCESSORY  
Emergency: NO  
L: Ø 1440mm  
A: 40mm  
H: 40mm  
Made in: ITALY  
Warranty: 5 years  
Weight: 7.5kg

## Tech data

Luminaire input power: 66.1W  
Luminaire luminous flux: 3947lm  
IP: 40  
Insulation class: III  
Supply voltage: MAX 1.8A  
UGR: <19  
SELV: No

## Source

Light source: LED  
Source power: 62W  
Source luminous flux: 8502lm  
Colour temperature: 2700K  
CRI: >90  
LED lifespan: 50000h L80 B20

## Compliance

CEI EN 60598-1:2015 + A11:2009. IEC 60598-2:2015 2-1, 2-2

## Standards

Photobiological risk: RISK GROUP 0 Certified fixture in EXEMPT GROUP, in accordance with CEI EN 62471:2010-01, IEC TR 62778:2014.  
CAM edilizia: The product complies with the requirements for public buildings, ministerial decree of 23rd June 2022 n.256.

[View more product info](#)

**MOUNTING ACCESSORIES**



ARK: KIT INCASSO PER 1440

**109808.99**




HALOS: ROSONE ALIM. REMOTA NERO

**105157.02**



HALOS: ROSONE DOPPIA ALIM. REMOTA NERO

**105158.02**



HALOS: KIT 4 CAVI SOSPENSIONE L.3000

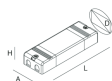
**105159.99**



CAVO ALIMENTAZIONE L=3000 2X1 NERO

**109001.02**

**ELECTRICAL ACCESSORIES**



HALOS: ALIMENTATORE ON/OFF

**105147.99**



HALOS: ROSONE-N ALIM. ON/OFF NERO

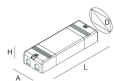
**105151.02**



HALOS: ROSONE-N DOPPIA ALIM ON/OFF NERO

**105155.02**

**DIMMABLE ACCESSORIES**



HALOS: ALIMENTATORE DALI/PUSH

**105148.99**



HALOS: ROSONE-N ALIM. DALI/PUSH NERO

**105152.02**



HALOS: ROSONE-N DOPPIA ALIM D/PUSH NERO

**105156.02**