

# FRAME PANEL


104705.01

**novalux**  
ITALIAN LIGHTING DESIGN SINCE 1948



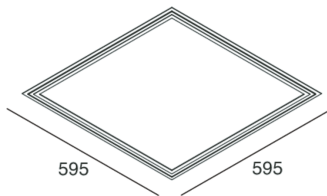
## Features

Use: Indoor  
Type of installation: RECESSED INTO PLASTERBOARD  
Emission: DIRECT  
Optics: OPAL  
Colour: WHITE  
Dimming: PUSH, DALI  
Emergency: WITH ACCESSORY  
L: 595mm  
A: 595mm  
H: 12mm  
Warranty: 5 years  
Weight: 0.9kg



## Tech data

Luminaire input power: 38W  
Luminaire luminous flux: 3145lm  
Luminous flux in emergency: 1h: 13% / 3h: 5%  
IP: 40  
Insulation class: II  
Supply voltage: 900 mA ALIMENT.INCLUSO  
SELV: Si



## Source

Light source: LED  
Source power: 35W  
Source luminous flux: 4208lm  
Colour temperature: 3000K  
CRI: >80  
LED lifespan: 50000h L80 B20

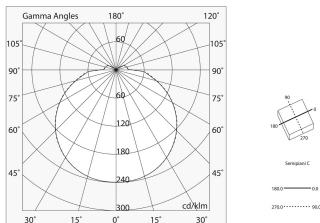
## Compliance

CEI EN 60598-1:2015 + A11:2009. IEC 60598-2:2015 2-1, 2-2

## Standards

Photobiological risk: RISK GROUP 0 Certified fixture in EXEMPT GROUP, in accordance with CEI EN 62471:2010-01, IEC TR 62778:2014.  
CAM edilizia: The product complies with the requirements for public buildings, ministerial decree of 23rd June 2022 n.256.

[View more product info](#)



Novalux S.r.l. via Marzabotto, 2 40050 Funo di Argelato (BO) Italy  
Tel: +39 051 860558 · Fax +39 051 6647859 · Mail: info@novalux.it · VAT number 00536541204 · novalux.com  
Company subject to the management and coordination by SLV GmbH

This technical data sheet is owned by Novalux S.r.l., all rights reserved. Novalux S.r.l. reserves the right to make changes without prior notice.