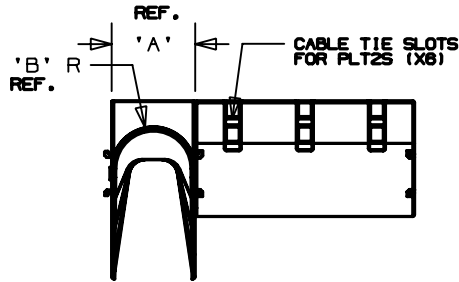


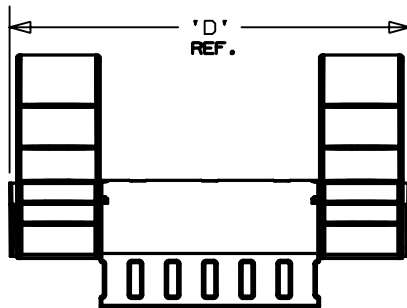
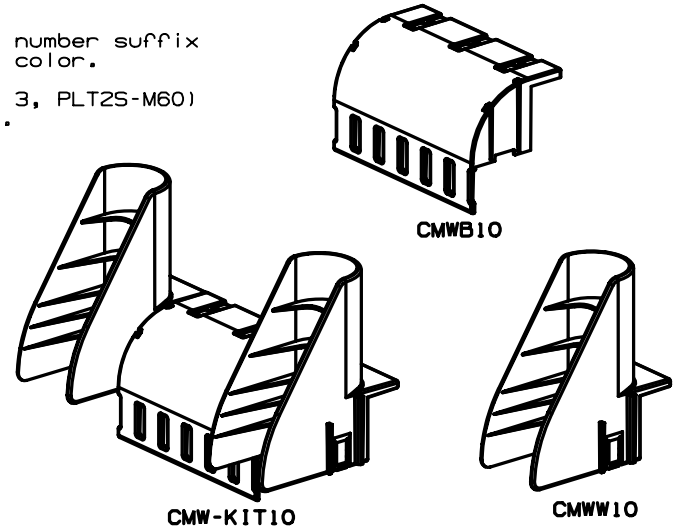
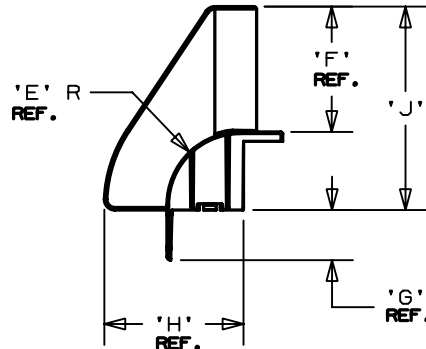
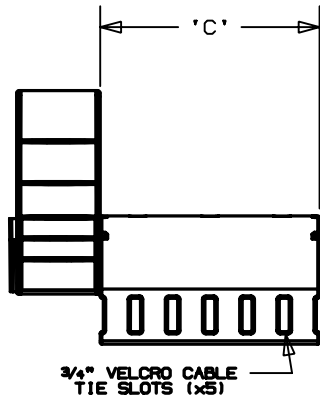
THIS COPY IS PROVIDED ON A RESTRICTED BASIS AND IS NOT TO BE USED IN ANY WAY DETRIMENTAL TO THE INTERESTS OF PANDUIT CORP.



PANDUIT * PART NO.	DIMENSIONS										WEIGHT lbs. (grams)
	A	B	C	D	E	F	G	H	J		
CMW-KIT10	2.00 [50.8]	1.00 [25.4]	5.25 [133.4]	9.58 [243.3]	1.75 [44.4]	3.00 [76.2]	1.20 [30.5]	3.33 [84.6]	4.87 [124.5]	.606 (274.9)	
CMWB10	—	—	5.24 [133.4]	—	1.75 [44.4]	—	1.20 [30.5]	—	—	.230 (104.3)	
CMWW10	2.00 [50.8]	1.00 [25.4]	—	—	—	3.00 [76.2]	—	3.33 [84.6]	4.87 [124.5]	.188 (85.3)	

Notes:

- 1* See current price sheet for part number suffix designation for package size and color.
2. Flame retardant cable ties (Qty. 3, PLT25-M60) included with CMWB and CMW-KIT10.



DIMENSIONS IN BRACKETS ARE METRIC [mm]

CAD FILENAME/LAYERS G00239IT_PB_CMW10_01

PANDUIT CORP. TINLEY PARK, ILLINOIS

CABLE MANAGEMENT WATERFALL
(CMW-KIT10, CMWB10, CMWW10)

UNLESS OTHERWISE SPECIFIED,
DIMENSIONAL TOLERANCES ARE:
(.X) ±0.05 (1.3) (.XXX) ±0.010 (0.25)
(.XX) ±0.03 (0.8) ANGLES ± 5°

UNLESS OTHERWISE SPECIFIED,
ALL DIMENSIONS ARE GIVEN
IN INCHES, THIRD ANGLE PROJECTION.

1	4/17/03	LGG		CHG DIM C & D FOR CMW-KIT WAS 5.24(133.4) & 9.60(243.3). ADD 'REF' TO DIM 'A'	G80239IT	1				DRWN BY	LGG	MAT'L:	SCALE	1/4
R	8/27/01	LGG		INITIAL RELEASE	G80239IT	R				DATE	8/27/01	GLASS REINFORCED FLAME RETARDANT NYLON 6/6	DRAWING NO.	G80239IT
REV	DATE	BY	CHK	DESCRIPTION	ECN	R	CUST	SUP		CHK'D			DWG SIZE	A