

1SET312853R0000 ✓ ACTIVE

ENTRELEC | M12 Connector


TE Internal #: 1SET312853R0000

M12 Pigtail Cable Assembly, 4 Position, 5 m, Sensor/Actuator,
Code A, M12 Plug, Single Ended, GF Nylon

[View on TE.com >](#)



Cable Assemblies > Copper Cable Assemblies > M8/M12 Cable Assemblies



M8/M12 Application Type: **Sensor/Actuator**

Number of Positions: **4**

Keying Code: **A**

Connector Type (End A): **M12 Plug**

Cable Assembly Type: **M12 Pigtail**

Features

Product Type Features

| | |
|------------------------|----------------|
| LED | Without |
| Cable Type | PUR |
| Product Type | Cable Assembly |
| Assembly Type | Pigtail |
| Connector Type (End A) | M12 Plug |
| Cable Assembly Type | M12 Pigtail |

Configuration Features

| | |
|---------------------|---|
| Number of Positions | 4 |
| Keying Code | A |

Electrical Characteristics

| | |
|-------------------|---------|
| Operating Voltage | 250 VDC |
|-------------------|---------|

Body Features

| | |
|------------------|----------|
| Connector Color | Blue |
| Cable Exit Angle | Straight |



| | |
|--------------------------|--------------|
| Environmental Protection | With |
| Cable Jacket Color | Gray |
| Insulation Material | PVC |
| Conductor Material | Copper Alloy |

Contact Features

| | |
|------------------------|-----|
| Contact Current Rating | 4 A |
|------------------------|-----|

Mechanical Attachment

| | |
|-------------------------------|----------|
| Screw & Hole Thread Size | M12 |
| Connector Orientation (End A) | Straight |

Housing Features

| | |
|------------------|----------|
| Housing Material | GF Nylon |
|------------------|----------|

Dimensions

| | |
|-----------|--------|
| Wire Size | 22 AWG |
|-----------|--------|

Operation/Application

| | |
|-------------------------|-----------------|
| M8/M12 Application Type | Sensor/Actuator |
| Shielded | No |

Other

| | |
|------------------------------|--------------|
| Field Serviceable | Yes |
| Cable Assembly Length | 5 m |
| Cable Assembly Configuration | Single Ended |

Product Compliance

[For compliance documentation, visit the product page on TE.com>](#)

| | |
|---|--|
| EU RoHS Directive 2011/65/EU | Compliant with Exemptions |
| EU ELV Directive 2000/53/EC | Compliant with Exemptions |
| China RoHS 2 Directive MIIT Order No 32, 2016 | Restricted Materials Above Threshold |
| EU REACH Regulation (EC) No. 1907/2006 | Current ECHA Candidate List: JUNE 2022 (224) Not Yet Reviewed |
| Halogen Content | Not Low Halogen - contains Br or Cl > 900 ppm. |
| Solder Process Capability | Not reviewed for solder process capability |



Product Compliance Disclaimer

This information is provided based on reasonable inquiry of our suppliers and represents our current actual knowledge based on the information they provided. This information is subject to change. The part numbers that TE has identified as EU RoHS compliant have a maximum concentration of 0.1% by weight in homogenous materials for lead, hexavalent chromium, mercury, PBB, PBDE, DBP, BBP, DEHP, DIBP, and 0.01% for cadmium, or qualify for an exemption to these limits as defined in the Annexes of Directive 2011/65/EU (RoHS2). Finished electrical and electronic equipment products will be CE marked as required by Directive 2011/65/EU. Components may not be CE marked. Additionally, the part numbers that TE has identified as EU ELV compliant have a maximum concentration of 0.1% by weight in homogenous materials for lead, hexavalent chromium, and mercury, and 0.01% for cadmium, or qualify for an exemption to these limits as defined in the Annexes of Directive 2000/53/EC (ELV). Regarding the REACH Regulation, the information TE provides on SVHC in articles for this part number is based on the latest European Chemicals Agency (ECHA) 'Guidance on requirements for substances in articles' posted at this URL: <https://echa.europa.eu/guidance-documents/guidance-on-reach>

Compatible Parts



Also in the Series | M12 Connector



Documents

Product Drawings

M12-MS-4P-PUR-5.0

English

CAD Files

3D PDF

3D

Customer View Model

[ENG_CVM_CVM_1SET312853R0000_A.2d_dxf.zip](#)

English

Customer View Model

[ENG_CVM_CVM_1SET312853R0000_A.3d_igs.zip](#)

English

1SET312853R0000

M12 Pigtail Cable Assembly, 4 Position, 5 m, Sensor/Actuator, Code A, M12 Plug,
Single Ended, GF Nylon



Customer View Model

[ENG_CVM_CVM_1SET312853R0000_A.3d_stp.zip](#)

English

By downloading the CAD file I accept and agree to the [Terms and Conditions](#) of use.

Datasheets & Catalog Pages

[Infographic - entrelec ews-linecard](#)

English

[Catalog - ENTRELEC-M8-M12-RJ45](#)

English

Product Specifications

[Application Specification](#)

English