

Features

Use: Indoor
Type of installation: RECESSED INTO PLASTERBOARD
Emission: DIRECT
Optics: MICROPRISMATIZED
Colour: BLACK
Dimming: ON/OFF
Emergency: NO
L: 589x589mm
A: 61mm
H: 68mm
Made in: ITALY
Warranty: 5 years
Weight: 2.1kg

Tech data

Luminaire input power: 28.5W
Luminaire luminous flux: 2131lm
IP: 40
Insulation class: I
Supply voltage: 220-240V 50/60Hz
UGR: <19
SELV: Si

Source

Light source: LED
Source power: 24W
Colour temperature: 3000K
CRI: >90
Colour tolerance: 3 Step MacAdam
LED lifespan: 50000h L80 B20

Compliance

CEI EN 60598-1:2021 + A11:2023, CEI EN 60598-2-1:2022, CEI EN 60598-2-2:2012

Standards

Photobiological risk: RISK GROUP 0 Certified fixture in EXEMPT GROUP, in accordance with CEI EN 62471:2010-01, IEC TR 62778:2014.

CAM edilizia: The product complies with the requirements for public buildings, ministerial decree of 23rd June 2022 n.256.

Average luminance

Average luminance limits for DSE workstation 65°(in accordance to EN 12464-1:2012).

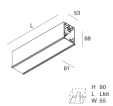
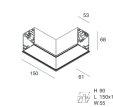
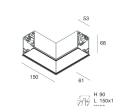
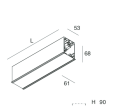
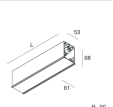
[View more product info](#)



HERO C

108817.02 + 108917.99

COMPLETION ACCESSORIES

| | | |
|--|---------------------------------|------------------|
|  <p>Technical drawing showing a perspective view of a rectangular lighting fixture with dimensions L, W, and H. A small inset shows a cross-section with dimensions H 20, L 138, and W 55.</p> | HERO C: MOD.CIECO 250 NE | 108852.02 |
|  <p>Technical drawing showing a perspective view of an L-shaped lighting fixture with dimensions L, W, and H. A small inset shows a cross-section with dimensions H 20, L 100-150, and W 55.</p> | HERO C: MOD.CIECO ANG.SX 150 NE | 108853.02 |
|  <p>Technical drawing showing a perspective view of an L-shaped lighting fixture with dimensions L, W, and H. A small inset shows a cross-section with dimensions H 20, L 100-150, and W 55.</p> | HERO C: MOD.CIECO ANG.DX 150 NE | 108854.02 |
|  <p>Technical drawing showing a perspective view of a rectangular lighting fixture with dimensions L, W, and H. A small inset shows a cross-section with dimensions H 20, L 138, and W 55.</p> | HERO C: MOD.CIECO 1120 NE | 108855.02 |
|  <p>Technical drawing showing a perspective view of a rectangular lighting fixture with dimensions L, W, and H. A small inset shows a cross-section with dimensions H 20, L 138, and W 55.</p> | HERO C: MOD.CIECO 1400 NE | 108856.02 |
|  <p>Technical drawing showing a perspective view of a rectangular lighting fixture with dimensions L, W, and H. A small inset shows a cross-section with dimensions H 20, L 138, and W 55.</p> | HERO C: MOD.CIECO 1680 NE | 108857.02 |