




ENERG

енергия · ενέργεια

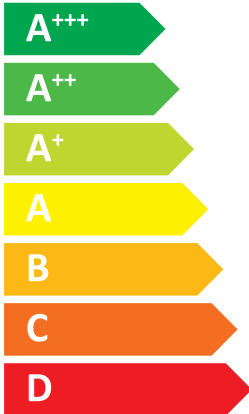


Indoor unit ERSD-****D
Outdoor unit SUZ-SHWM30VAH



55 °C

35 °C



41 dB



57 dB

■ 04
■ **04**
■ 03
kW

■ 04
■ **04**
■ 03
kW



2019

811/2013



Table 1: SPACE HEATER. Columns: Outdoor unit, Indoor unit, Medium-temperature application (3-25), Low-temperature application (4-25). Rows: SUZ-SWM30VA, SUZ-SHM30VAH, SUZ-SWM40VA2(-SC), SUZ-SHM40VAH(-SC), SUZ-SWM60VA2(-SC), SUZ-SHM60VAH(-SC), SUZ-SWM80VA2, SUZ-SHM80VAH, SUZ-SWM100VA, SUZ-SHM100VAH.

Table 2: COMBINATION HEATER. Columns: Outdoor unit, Indoor unit, Medium-temperature application (3-25), Low-temperature application (4-25). Rows: SUZ-SWM30VA, SUZ-SHM30VAH, SUZ-SWM40VA2(-SC), SUZ-SHM40VAH(-SC), SUZ-SWM60VA2(-SC), SUZ-SHM60VAH(-SC), SUZ-SWM80VA2, SUZ-SHM80VAH, SUZ-SWM100VA, SUZ-SHM100VAH.

	English Nederlands suomi	Deutsch Svenska Čeština	Français Dansk Български	Italiano Português Polski	Español Ελληνικά -
1	Outdoor unit buitenunit Ulkoyksikkö	Außengerät Utomhusenhet Venkovní jednotka	unité extérieure Udenørs enhed Външно тяло	unità esterna unidad exterior jednostka zewnętrzna	unidad exterior Εξωτερική μονάδα -
2	Indoor unit binnenunit Sisäyksikkö	Innengerät Inomhusenhet Vnitřní jednotka	unité intérieure Indenørs enhed Вътрешно тяло	unità interna unidad interior jednostka wewnętrzna	unidad interior Εσωτερική μονάδα -
3	Medium-temperature application middentemperatuur-toepassing keskilämpötilan sovellus	Mitteltemperaturanwendung mediumtemperatuurapplicatie středněteplotní aplikace	l'application à moyenne température middeltemperatuuravvendelsen среднотемпературното приложение	le applicazioni a media temperatura a aplicação a média temperatura zastosowania w średnich temperaturach	la aplicación de media temperatura η εφαρμογή σε μέση θερμοκρασία -
4	Low-temperature application lagetemperatuur-toepassing matalanlämpötilan sovellus	Niedertemperaturanwendung lägtemperatuurapplicatie nízkoteplotní aplikace	l'application à basse température lavtemperatuuravvendelsen нискотемпературни приложения	le applicazioni a bassa temperatura a aplicação a baixa temperatura zastosowania w niskich temperaturach	la aplicación de baja temperatura η εφαρμογή σε χαμηλή θερμοκρασία -
5	Declared load profile Opgegeven capaciteitsprofiel Ilmoitettu kuormitusprofiili	Angegebenes Lastprofil Deklarerad belastningsprofil Deklarovaný zátěžový profil	Profil de soutirage déclaré Angivet forbrugsprofil Объявлен товаров профил	Profilo di carico dichiarato Perfil de carga declarado Deklarowany profil obciążenia	Perfil de carga declarado Δηλωμένο προφίλ φορτίου -
6	Seasonal space heating energy efficiency class de seizoengebonden energie-efficiëntieklasse voor ruimteverwarming tilalämmityksen kausittainen energiatehokkuusluokka	die Klasse für die jahreszeitbedingte Raumheizungs-Energieeffizienz säsongrelaterade energieeffektivitetsklass vid rumsuppvärmning řídná sezonní energetická účinnost vytápění	la classe d'efficacité énergétique saisonnière, pour le chauffage des locaux klassen for årsvirkningsgrad ved rumopvarmning класъ на сезонната отоплителна енергийна ефективност	la classe di efficienza energetica stagionale del riscaldamento d'ambiente A classe de eficiência energética do aquecimento ambiente sazonal klasa sezonowej efektywności energetycznej ogrzewania pomieszczeń	la clase de eficiencia energética estacional de calefacción η τάξη ενεργειακής απόδοσης της εποχιακής θέρμανσης χώρου -
7	Water heating energy efficiency class de energie-efficiëntieklasse voor waterverwarming vedenlämmityksen energiatehokkuusluokka	die Klasse für die Warmwasserbereitungs-Energieeffizienz energieeffektivitetsklass vid vattenuppvärmning řídná energetická účinnost ohřevu vody	la classe d'efficacité énergétique, pour le chauffage de l'eau klassen for årsvirkningsgrad ved vandopvarmning класъ на енергийната ефективност при подграване на вода	la classe di efficienza energetica del riscaldamento dell'acqua A classe de eficiência energética do aquecimento de água klasa efektywności energetycznej podgrzewania wody	la clase de eficiencia energética del caldeo de agua η τάξη ενεργειακής απόδοσης θέρμανσης νερού -
8	Rated heat output under average climate conditions de nominale warmteafgifte(onder gemiddelde klimaatomstandigheden) nimellämpöteho(keskimääräisissä ilmasto-olosuhteissa)	die Wärmenenleistung bei durchschnittlichen Klimaverhältnissen Den nominella avgivna värmeeffekten(under genomsnittliga klimatförhållanden) jmenovitý tepelný výkon(za průměrných klimatických podmínek)	la puissance thermique nominale dans les conditions climatiques moyennes den nominella nytteeffekt(under genomsnittliga klimaförhållanden) номиналната топлинна мощност(при средни климатични условия)	la potenza termica nominale(in condizioni climatiche medie) A potência calorífica nominal(em condições climáticas médias) znamiennowa moc cieplna(w warunkach klimatu umiarkowanego)	la potencia calorífica nominal(en condiciones climáticas medias) η ονομαστική θερμική ισχύς(υπό μέσες κλιματικές συνθήκες) -
9	For space heating, annual energy consumption under average climate conditions voor ruimteverwarming, het jaarlijkse energieverbruik(onder gemiddelde klimaatomstandigheden) tilalämmityksestä vuotuinen energiankulutus(keskimääräisissä ilmasto-olosuhteissa)	für die Raumheizung, den jährlichen Energieverbrauch bei durchschnittlichen Klimaverhältnissen För rumsuppvärmning, årlig energiförbrukning(vid genomsnittliga klimatförhållanden) pro vytápění – roční spotřeba energie za průměrných klimatických podmínek	pour le chauffage des locaux, la consommation annuelle d'énergie(dans les conditions climatiques moyennes) for rumopvarmning det årlige energiforbrug(under gennemsnitlige klimaförhållanden) за отопление, годишното потребление на енергия(при средни климатични условия)	per il riscaldamento d'ambiente, il consumo annuo di energia(in condizioni climatiche medie) Para o aquecimento ambiente, o consumo anual de energia(em condições climáticas médias) w odniesieniu do ogrzewania pomieszczeń, roczne zużycie energii(w warunkach klimatu umiarkowanego)	para calentar espacios, el consumo anual de energía(en condiciones climáticas medias) για τη θέρμανση χώρου, η ετήσια κατανάλωση ενέργειας(υπό μέσες κλιματικές συνθήκες) -
10	For water heating, annual electricity consumption under average climate conditions voor waterverwarming, het jaarlijkse elektriciteitsverbruik(onder gemiddelde klimaatomstandigheden) vedenlämmityksestä vuotuinen sähkönkulutus(keskimääräisissä ilmasto-olosuhteissa)	für die Warmwasserbereitung, den jährlichen Stromverbrauch bei durchschnittlichen Klimaverhältnissen För vattenuppvärmning, årlig elförbrukning(vid genomsnittliga klimatförhållanden) pro ohřevu vody – roční spotřeba elektrické energie za průměrných klimatických podmínek	pour le chauffage de l'eau, la consommation annuelle d'électricité(dans les conditions climatiques moyennes) for vandopvarmning det årlige elforbrug(under gennemsnitlige klimaförhållanden) за подграване на вода, годишното потребление(при средни климатични условия)	per il riscaldamento dell'acqua, il consumo annuo di energia(in condizioni climatiche medie) para o aquecimento de água, o consumo anual de electricidade(em condições climáticas médias) w odniesieniu do podgrzewania wody, roczne zużycie energii elektrycznej(w warunkach klimatu umiarkowanego)	para calentar agua, el consumo anual de electricidad(en condiciones climáticas medias) για την θέρμανση νερού, η ετήσια κατανάλωση ηλεκτρικής ενέργειας(υπό μέσες κλιματικές συνθήκες) -
11	Seasonal space heating energy efficiency under average climate conditions de seizoengebonden energie-efficiëntie voor ruimteverwarming(onder gemiddelde klimaatomstandigheden) tilalämmityksen kausittainen energiatehokkuus(keskimääräisissä ilmasto-olosuhteissa)	die jahreszeitbedingte Raumheizungs-Energieeffizienz bei durchschnittlichen Klimaverhältnissen Säsongmedelverkningsgrad för rumsuppvärmning(vid genomsnittliga klimatförhållanden) sezonní energetická účinnost vytápění za průměrných klimatických podmínek	l'efficacité énergétique saisonnière pour le chauffage des locaux(dans les conditions climatiques moyennes) årsvirkningsgraden ved rumopvarmning(under gennemsnitlige klimaförhållanden) сезонната енергийна ефективност при отопление(при средни климатични условия)	l'efficienza energetica stagionale di riscaldamento d'ambiente(in condizioni climatiche medie) A eficiência energética do aquecimento ambiente sazonal(em condições climáticas médias) sezonowa efektywność energetyczna ogrzewania pomieszczeń(w warunkach klimatu umiarkowanego)	la eficiencia energética estacional de calefacción(en condiciones climáticas medias) η ενεργειακή απόδοση της εποχιακής θέρμανσης χώρου(υπό μέσες κλιματικές συνθήκες) -
12	Water heating energy efficiency under average climate conditions de energie-efficiëntie voor waterverwarming(onder gemiddelde klimaatomstandigheden) vedenlämmityksen energiatehokkuus(keskimääräisissä ilmasto-olosuhteissa)	die Warmwasserbereitungs-Energieeffizienz bei durchschnittlichen Klimaverhältnissen Energieeffektivitet ved vattenuppvärmning(vid genomsnittliga klimatförhållanden) energetická účinnost ohřevu vody za průměrných klimatických podmínek	l'efficacité énergétique pour le chauffage de l'eau(dans les conditions climatiques moyennes) energieeffektiviteten ved vandopvarmning(under gennemsnitlige klimaförhållanden) енергийната ефективност при подграване на вода(при средни климатични условия)	l'efficienza energetica di riscaldamento dell'acqua(in condizioni climatiche medie) a eficiência energética do aquecimento de água(em condições climáticas médias) efektywność energetyczna podgrzewania wody(w warunkach klimatu umiarkowanego)	la eficiencia energética del caldeo de agua(en condiciones climáticas medias) η ενεργειακή απόδοση θέρμανσης νερού(υπό μέσες κλιματικές συνθήκες) -
13	Sound power level L _{WA} indoor het geluidsvermogensniveau L _{WA} binnen äänitehotaso L _{WA} sisällä	der Schalleistungspegel L _{WA} in Gebäuden Ljudeffektivnivå L _{WA} i inomhus hladina akustického výkonu L _{WA} ve vnitřním prostoru	le niveau de puissance acoustique L _{WA} , à l'intérieur lydeeffektivniveau L _{WA} inde ниводо на звуковата мощност L _{WA} на закрито	il livello di potenza sonora L _{WA} all'interno O nível de potência sonora L _{WA} no interior poziom mocy akustycznej L _{WA} w pomieszczeniu	el nivel de potencia acústica L _{WA} en interiores η στάθμη ηχητικής ισχύος L _{WA} εσωτερικού χώρου -
14	Work only during off-peak hours werken uitsluitend in de daluren toimimaan ainoastaan kulutushuippujen ulkopuolella	drivas uteslutande under perioder med låg belastning provozu pouze mimo špičku	fungere uden for spidsbelastningsperioder работи само в часовете извън върховото натоварване	de funcionar unicamente fora das horas de pico pracować jedynie w godzinach poza szczytowym obciążeniem	funcionar solamente durante las horas de baja demanda λειτουργία μόνο εκτός των ωρών αιχμής -
15	Rated heat output under colder climate conditions de nominale warmteafgifte, onder koudere klimaatomstandigheden nimellämpöteho, kylmissä ilmasto-olosuhteissa	die Wärmenenleistung bei kälteren Klimaverhältnissen Nominell avgiven värmeeffekt vid kallare klimatförhållanden jmenovitý tepelný výkon za chladnějších klimatických podmínek	la puissance thermique nominale, dans les conditions climatiques plus froides den nominelle nytteeffekt under koldere klimaförhållanden номиналната топлинна мощност при по-студени климатични условия	A potencia calorífica nominal, em condições climáticas mais frias znamiennowa moc cieplna w warunkach klimatu chłodnego	la potencia calorífica nominal en condiciones climáticas más frías η ονομαστική θερμική ισχύς υπό ψυχρότερες κλιματικές συνθήκες -
16	Rated heat output under warmer climate conditions de nominale warmteafgifte, onder warmere klimaatomstandigheden nimellämpöteho, lämpimissä ilmasto-olosuhteissa	die Wärmenenleistung bei wärmeren Klimaverhältnissen Nominell avgiven värmeeffekt vid varmare klimatförhållanden jmenovitý tepelný výkon za teplejších klimatických podmínek	la puissance thermique nominale, dans les conditions climatiques plus chaudes den nominelle nytteeffekt under varmere klimaförhållanden номиналната топлинна мощност при по-топли климатични условия	A potencia calorífica nominal em condições climáticas mais quentes znamiennowa moc cieplna w warunkach klimatu ciepłego	la potencia calorífica nominal en condiciones climáticas más cálidas η ονομαστική θερμική ισχύς υπό θερμότερες κλιματικές συνθήκες -
17	For space heating, annual energy consumption under colder climate conditions voor ruimteverwarming, het jaarlijkse energieverbruik onder koudere klimaatomstandigheden tilalämmityksestä vuotuinen energiankulutus kylmissä ilmasto-olosuhteissa	für die Raumheizung, der jährliche Energieverbrauch bei kälteren Klimaverhältnissen För rumsuppvärmning, årlig energiförbrukning under kallare klimatförhållanden pro vytápění – roční spotřeba energie za chladnějších klimatických podmínek	pour le chauffage des locaux, la consommation annuelle d'énergie, dans les conditions climatiques plus froides for rumopvarmning det årlige energiforbrug under koldere klimaförhållanden за отопление, годишното потребление на енергия при по-студени климатични условия	per il riscaldamento d'ambiente, il consumo annuo di energia, in condizioni climatiche più fredde Para o aquecimento ambiente, o consumo anual de energia em condições climáticas mais frias w odniesieniu do ogrzewania pomieszczeń, roczne zużycie energii w warunkach klimatu chłodnego	para calentar espacios, el consumo anual de energía en condiciones climáticas más frías για θέρμανση χώρου, η ετήσια κατανάλωση ενέργειας υπό ψυχρότερες κλιματικές συνθήκες -
18	For space heating, annual energy consumption under warmer climate conditions voor ruimteverwarming, het jaarlijkse energieverbruik onder warmere klimaatomstandigheden tilalämmityksestä vuotuinen energiankulutus lämpimissä ilmasto-olosuhteissa	für die Raumheizung, der jährliche Energieverbrauch bei wärmeren Klimaverhältnissen För rumsuppvärmning, årlig energiförbrukning under varmare klimatförhållanden pro vytápění – roční spotřeba energie za teplejších klimatických podmínek	pour le chauffage des locaux, la consommation annuelle d'énergie, dans les conditions climatiques plus chaudes for rumopvarmning det årlige energiforbrug under varmere klimaförhållanden за отопление, годишното потребление на енергия при по-топли климатични условия	per il riscaldamento d'ambiente, il consumo annuo di energia, in condizioni climatiche più calde Para o aquecimento ambiente, o consumo anual de energia em condições climáticas mais quentes w odniesieniu do ogrzewania pomieszczeń, roczne zużycie energii w warunkach klimatu ciepłego	para calentar espacios, el consumo anual de energía en condiciones climáticas más cálidas για θέρμανση χώρου, η ετήσια κατανάλωση ενέργειας υπό θερμότερες κλιματικές συνθήκες -
19	For water heating, annual energy consumption under colder climate conditions voor waterverwarming, het jaarlijkse elektriciteitsverbruik onder koudere klimaatomstandigheden vedenlämmityksestä vuotuinen sähkönkulutus kylmissä ilmasto-olosuhteissa	für die Warmwasserbereitung, der jährliche Stromverbrauch bei kälteren Klimaverhältnissen För vattenuppvärmning, årlig elförbrukning under kallare klimatförhållanden pro ohřevu vody – roční spotřeba elektrické energie za chladnějších klimatických podmínek	pour le chauffage de l'eau, la consommation annuelle d'électricité, dans les conditions climatiques plus froides for vandopvarmning det årlige elforbrug under koldere klimaförhållanden за подграване на вода, годишното потребление на електроенергия при по-студени климатични условия	per il riscaldamento dell'acqua, il consumo annuo di energia, in condizioni climatiche più fredde para o aquecimento de água, o consumo anual de electricidade em condições climáticas mais frias w odniesieniu do podgrzewania wody, roczne zużycie energii elektrycznej w warunkach klimatu chłodnego	para calentar agua, el consumo anual de electricidad en condiciones climáticas más frías για θέρμανση νερού, η ετήσια κατανάλωση ηλεκτρικής ενέργειας υπό ψυχρότερες κλιματικές συνθήκες -
20	For water heating, annual energy consumption under warmer climate conditions voor waterverwarming, het jaarlijkse elektriciteitsverbruik onder warmere klimaatomstandigheden vedenlämmityksestä vuotuinen sähkönkulutus lämpimissä ilmasto-olosuhteissa	für die Warmwasserbereitung, der jährliche Stromverbrauch bei wärmeren Klimaverhältnissen För vattenuppvärmning, årlig elförbrukning under varmare klimatförhållanden pro ohřevu vody – roční spotřeba elektrické energie za teplejších klimatických podmínek	pour le chauffage de l'eau, la consommation annuelle d'électricité, dans les conditions climatiques plus chaudes for vandopvarmning det årlige elforbrug under varmere klimaförhållanden за подграване на вода, годишното потребление на електроенергия при по-топли климатични условия	per il riscaldamento dell'acqua, il consumo annuo di energia, in condizioni climatiche più calde para o aquecimento de água, o consumo anual de electricidade em condições climáticas mais quentes w odniesieniu do podgrzewania wody, roczne zużycie energii elektrycznej w warunkach klimatu ciepłego	para calentar agua, el consumo anual de electricidad en condiciones climáticas más cálidas για θέρμανση νερού, η ετήσια κατανάλωση ηλεκτρικής ενέργειας υπό θερμότερες κλιματικές συνθήκες -
21	Seasonal space heating energy efficiency under colder climate conditions de seizoengebonden energie-efficiëntie voor ruimteverwarming onder koudere klimaatomstandigheden tilalämmityksen kausittainen energiatehokkuus kylmissä ilmasto-olosuhteissa	die jahreszeitbedingte Raumheizungs-Energieeffizienz bei kälteren Klimaverhältnissen Säsongmedelverkningsgrad för rumsuppvärmning under kallare klimatförhållanden sezonní energetická účinnost vytápění za chladnějších klimatických podmínek	l'efficacité énergétique saisonnière pour le chauffage des locaux, dans les conditions climatiques plus froides årsvirkningsgraden ved rumopvarmning under koldere klimaförhållanden сезонната енергийна ефективност при отопление при по-студени климатични условия	l'efficienza energetica stagionale di riscaldamento d'ambiente in condizioni climatiche più fredde A eficiência energética do aquecimento ambiente sazonal em condições climáticas mais frias sezonowa efektywność energetyczna ogrzewania pomieszczeń w warunkach klimatu chłodnego	la eficiencia energética estacional de calefacción en condiciones climáticas más frías η ενεργειακή απόδοση της εποχιακής θέρμανσης χώρου υπό ψυχρότερες κλιματικές συνθήκες -
22	Seasonal space heating energy efficiency under warmer climate conditions de seizoengebonden energie-efficiëntie voor ruimteverwarming onder warmere klimaatomstandigheden tilalämmityksen kausittainen energiatehokkuus lämpimissä ilmasto-olosuhteissa	die jahreszeitbedingte Raumheizungs-Energieeffizienz bei wärmeren Klimaverhältnissen Säsongmedelverkningsgrad för rumsuppvärmning under varmare klimatförhållanden sezonní energetická účinnost vytápění za teplejších klimatických podmínek	l'efficacité énergétique saisonnière pour le chauffage des locaux, dans les conditions climatiques plus chaudes årsvirkningsgraden ved rumopvarmning under varmere klimaförhållanden сезонната енергийна ефективност при отопление при по-топли климатични условия	l'efficienza energetica stagionale di riscaldamento d'ambiente in condizioni climatiche più calde A eficiência energética do aquecimento ambiente sazonal em condições climáticas mais quentes sezonowa efektywność energetyczna ogrzewania pomieszczeń w warunkach klimatu ciepłego	la eficiencia energética estacional de calefacción en condiciones climáticas más cálidas η ενεργειακή απόδοση της εποχιακής θέρμανσης χώρου υπό θερμότερες κλιματικές συνθήκες -
23	Water heating energy efficiency under colder climate conditions de energie-efficiëntie voor waterverwarming onder koudere klimaatomstandigheden vedenlämmityksen energiatehokkuus kylmissä ilmasto-olosuhteissa	die Warmwasserbereitungs-Energieeffizienz bei kälteren Klimaverhältnissen Energieeffektivitet ved vattenuppvärmning under kallare klimatförhållanden energetická účinnost ohřevu vody za chladnějších klimatických podmínek	l'efficacité énergétique pour le chauffage de l'eau, dans les conditions climatiques plus froides energieeffektiviteten ved vandopvarmning under koldere klimaförhållanden енергийната ефективност при подграване на вода при по-студени климатични условия	l'efficienza energetica di riscaldamento dell'acqua in condizioni climatiche più fredde a eficiência energética do aquecimento de água em condições climáticas mais frias efektywność energetyczna podgrzewania wody w warunkach klimatu chłodnego	la eficiencia energética de caldeo de agua en condiciones climáticas más frías η ενεργειακή απόδοση της θέρμανσης νερού υπό ψυχρότερες κλιματικές συνθήκες -
24	Water heating energy efficiency under warmer climate conditions de energie-efficiëntie voor waterverwarming onder warmere klimaatomstandigheden vedenlämmityksen energiatehokkuus lämpimissä ilmasto-olosuhteissa	die Warmwasserbereitungs-Energieeffizienz bei wärmeren Klimaverhältnissen Energieeffektivitet ved vattenuppvärmning under varmare klimatförhållanden energetická účinnost ohřevu vody za teplejších klimatických podmínek	l'efficacité énergétique pour le chauffage de l'eau, dans les conditions climatiques plus chaudes energieeffektiviteten ved vandopvarmning under varmere klimaförhållanden енергийната ефективност при подграване на вода при по-топли климатични условия	l'efficienza energetica di riscaldamento dell'acqua in condizioni climatiche più calde a eficiência energética do aquecimento de água em condições climáticas mais quentes efektywność energetyczna podgrzewania wody w warunkach klimatu ciepłego	la eficiencia energética de caldeo de agua en condiciones climáticas más cálidas η ενεργειακή απόδοση της θέρμανσης νερού υπό θερμότερες κλιματικές συνθήκες -
25	Sound power level L _{WA} outdoor het geluidsvermogensniveau L _{WA} buiten äänitehotaso L _{WA} ulkona	der Schalleistungspegel L _{WA} im Freien Ljudeffektivnivå L _{WA} i utomhus hladina akustického výkonu L _{WA} ve venkovním prostoru	le niveau de puissance acoustique L _{WA} à l'extérieur lydeeffektivniveau L _{WA} i ude ниводо на звуковата мощност L _{WA} на открито	il livello di potenza sonora L _{WA} all'esterno O nível de potência sonora L _{WA} no exterior poziom mocy akustycznej L _{WA} na zewnątrz	el nivel de potencia acústica L _{WA} en exteriores η στάθμη ηχητικής ισχύος L _{WA} εξωτερικού χώρου -


PRODUCT INFORMATION / TECHNICAL DOCUMENTATION

Model(s):	Outdoor unit:	SUZ-SHWM30VAH
	Indoor unit:	ERSD-****D
Air-to-water heat pump:		yes
Water-to-water heat pump:		no
Brine-to-water heat pump:		no
Low-temperature heat pump:		no
Equipped with a supplementary heater:		yes
Heat pump combination heater:		no
Parameters for		medium-temperature application.
Parameters for		average climate conditions.

Item	Symbol	Value	Unit	Item	Symbol	Value	Unit
Rated heat output (*)	Prated	3.6	kW	Seasonal space heating energy efficiency	η_s	126	%
Declared capacity for heating for part load at indoor temperature 20 °C and outdoor temperature Tj				Declared coefficient of performance or primary energy ratio for part load at indoor temperature 20 °C and outdoor temperature Tj			
Tj = - 7 °C	Pdh	3.2	kW	Tj = - 7 °C	COPd	2.18	-
Degradation co-efficient (**)	Cdh	0.99	-	Tj = + 2 °C	COPd	2.87	-
Tj = + 2 °C	Pdh	2.0	kW	Tj = + 7 °C	COPd	4.53	-
Degradation co-efficient (**)	Cdh	0.99	-	Tj = +12 °C	COPd	7.17	-
Tj = + 7 °C	Pdh	2.2	kW	Tj = bivalent temperature	COPd	1.69	-
Degradation co-efficient (**)	Cdh	0.98	-	Tj = operation limit temperature (***)	COPd	1.69	-
Tj = +12 °C	Pdh	2.0	kW	Operation limit temperature	TOL	-25	°C
Degradation co-efficient (**)	Cdh	0.96	-	Heating water operating limit temperature	WTOL	60	°C
Tj = bivalent temperature	Pdh	3.6	kW	Supplementary heater			
Tj = operation limit temperature (***)	Pdh	3.6	kW	Rated heat output (*)	Psup	0.0	kW
Bivalent temperature	Tbiv	-10	°C	Type of energy input	Electrical		
Reference design conditions for space heating	Tdesignh	-10	°C	Power consumption in modes other than active mode			
Power consumption in modes other than active mode				Off mode			
Off mode	P _{OFF}	0.010	kW	Thermostat-off mode	P _{TO}	0.010	kW
Thermostat-off mode	P _{TO}	0.010	kW	Standby mode	P _{SB}	0.010	kW
Standby mode	P _{SB}	0.010	kW	Crankcase heater mode	P _{CK}	0.000	kW
Crankcase heater mode	P _{CK}	0.000	kW	Other items			
Capacity control				Rated air flow rate, outdoors			
variable				-			
Sound power level, indoors/outdoors				L _{WA}			
41 / 57				dBA			
Annual energy consumption				Q _{HE}			
2311				kWh			

For heat pump combination heater:							
Declared load profile				Water heating energy efficiency			
-				η_{wh}			
Daily electricity consumption				-			
Q _{elec}				-			
-				%			
Annual electricity consumption				AEC			
-				kWh			

Contact details
 MITSUBISHI ELECTRIC CONSUMER PRODUCTS (THAILAND) CO., LTD. 700/406 moo 7, Tambon don hua roh, Amphur muang, chonburi 20000, Thailand

The identification and signature of the person empowered to bind the supplier:

 Tadashi SAITO
 Manager, Quality Assurance Department
 THAILAND

· Details and precautions on installation, maintenance and assembly can be found in the installation and or operation manuals.
 · Details and precautions on recycling and/or disposal at end-of-life can be found in the installation and or operation manuals.
 (*) For heat pump space heaters and heat pump combination heaters, the rated heat output Prated is equal to the design load for heating Pdesignh, and the rated heat output of a supplementary heater Psup is equal to the supplementary capacity for heating sup(Tj).
 (**) If Cdh is not determined by measurement then the default degradation coefficient is Cdh = 0,9.
 (***) If the declared TOL is lower than the T designh of the considered climate then the outdoor dry bulb temperature Tj is equal to T designh.

PRODUCT INFORMATION / TECHNICAL DOCUMENTATION

Model(s):	Outdoor unit:	SUZ-SHWM30VAH
	Indoor unit:	ERSD-****D
Air-to-water heat pump:		yes
Water-to-water heat pump:		no
Brine-to-water heat pump:		no
Low-temperature heat pump:		no
Equipped with a supplementary heater:		yes
Heat pump combination heater:		no
Parameters for		low-temperature application.
Parameters for		average climate conditions.

Item	Symbol	Value	Unit	Item	Symbol	Value	Unit
Rated heat output (*)	Prated	4.0	kW	Seasonal space heating energy efficiency	η_s	184	%
Declared capacity for heating for part load at indoor temperature 20 °C and outdoor temperature Tj				Declared coefficient of performance or primary energy ratio for part load at indoor temperature 20 °C and outdoor temperature Tj			
Tj = - 7 °C	Pdh	3.6	kW	Tj = - 7 °C	COPd	3.23	-
Degradation co-efficient (**)	Cdh	0.99	-	Tj = + 2 °C	COPd	4.19	-
Tj = + 2 °C	Pdh	2.2	kW	Tj = + 7 °C	COPd	6.62	-
Degradation co-efficient (**)	Cdh	0.98	-	Tj = +12 °C	COPd	9.51	-
Tj = + 7 °C	Pdh	2.4	kW	Tj = bivalent temperature	COPd	2.69	-
Degradation co-efficient (**)	Cdh	0.97	-	Tj = operation limit temperature (***)	COPd	2.69	-
Tj = +12 °C	Pdh	2.4	kW	Operation limit temperature	TOL	-25	°C
Degradation co-efficient (**)	Cdh	0.96	-	Heating water operating limit temperature	WTOL	60	°C
Tj = bivalent temperature	Pdh	4.0	kW	Supplementary heater			
Tj = operation limit temperature (***)	Pdh	4.0	kW	Rated heat output (*)	Psup	0.0	kW
Bivalent temperature	Tbiv	-10	°C	Type of energy input	Electrical		
Reference design conditions for space heating	Tdesignh	-10	°C	Other items			
Power consumption in modes other than active mode				Rated air flow rate, outdoors			
Off mode	P _{OFF}	0.010	kW			1680	m ³ /h
Thermostat-off mode	P _{TO}	0.010	kW	Capacity control			
Standby mode	P _{SB}	0.010	kW	variable			
Crankcase heater mode	P _{CK}	0.000	kW	Sound power level, indoors/outdoors			
				L _{WA}			
				41 / 57			
				Annual energy consumption			
				Q _{HE}			
				1766			
				kWh			

For heat pump combination heater:							
Declared load profile	-			Water heating energy efficiency	η_{wh}	-	%
Daily electricity consumption	Qelec	-	kWh				
Annual electricity consumption	AEC	-	kWh				

Contact details
 MITSUBISHI ELECTRIC CONSUMER PRODUCTS (THAILAND) CO., LTD. 700/406 moo 7, Tambon don hua roh, Amphur muang, chonburi 20000, Thailand

The identification and signature of the person empowered to bind the supplier;
 Tadashi SAITO
 Manager, Quality Assurance Department
 THAILAND

The signature is signed in the average climate / medium-temperature section.

· Details and precautions on installation, maintenance and assembly can be found in the installation and or operation manuals.
 · Details and precautions on recycling and/or disposal at end-of-life can be found in the installation and or operation manuals.
 (*) For heat pump space heaters and heat pump combination heaters, the rated heat output Prated is equal to the design load for heating Pdesignh, and the rated heat output of a supplementary heater Psup is equal to the supplementary capacity for heating sup(Tj).
 (**) If Cdh is not determined by measurement then the default degradation coefficient is Cdh = 0,9.
 (***) If the declared TOL is lower than the T designh of the considered climate then the outdoor dry bulb temperature Tj is equal to T designh.

PRODUCT INFORMATION / TECHNICAL DOCUMENTATION

Model(s):	Outdoor unit:	SUZ-SHWM30VAH
	Indoor unit:	ERSD-****D
Air-to-water heat pump:		yes
Water-to-water heat pump:		no
Brine-to-water heat pump:		no
Low-temperature heat pump:		no
Equipped with a supplementary heater:		yes
Heat pump combination heater:		no
Parameters for		medium-temperature application.
Parameters for		colder climate conditions.

Item	Symbol	Value	Unit	Item	Symbol	Value	Unit
Rated heat output (*)	Prated	3.6	kW	Seasonal space heating energy efficiency	η_s	105	%
Declared capacity for heating for part load at indoor temperature 20 °C and outdoor temperature Tj				Declared coefficient of performance or primary energy ratio for part load at indoor temperature 20 °C and outdoor temperature Tj			
Tj = - 7 °C	Pdh	2.1	kW	Tj = - 7 °C	COPd	2.31	-
Degradation co-efficient (**)	Cdh	0.99	-	Tj = + 2 °C	COPd	3.05	-
Tj = + 2 °C	Pdh	1.8	kW	Tj = + 7 °C	COPd	4.84	-
Degradation co-efficient (**)	Cdh	0.98	-	Tj = +12 °C	COPd	7.14	-
Tj = + 7 °C	Pdh	2.2	kW	Tj = bivalent temperature	COPd	1.70	-
Degradation co-efficient (**)	Cdh	0.98	-	Tj = operation limit temperature (***)	COPd	1.54	-
Tj = +12 °C	Pdh	2.3	kW	Tj = - 15 °C (if TOL < - 20 °C)	COPd	1.70	-
Degradation co-efficient (**)	Cdh	0.97	-	Operation limit temperature	TOL	-25	°C
Tj = bivalent temperature	Pdh	2.9	kW	Heating water operating limit temperature	WTOL	60	°C
Tj = operation limit temperature (***)	Pdh	3.2	kW	Supplementary heater			
Tj = - 15 °C (if TOL < - 20 °C)	Pdh	2.9	kW	Rated heat output (*)	Psup	3.6	kW
Bivalent temperature	Tbiv	-15	°C	Type of energy input	Electrical		
Reference design conditions for space heating	Tdesignh	-22	°C	Power consumption in modes other than active mode			
Power consumption in modes other than active mode				Off mode			
Off mode	P _{OFF}	0.010	kW	Thermostat-off mode	P _{TO}	0.010	kW
Thermostat-off mode	P _{TO}	0.010	kW	Standby mode	P _{SB}	0.010	kW
Standby mode	P _{SB}	0.010	kW	Crankcase heater mode	P _{CK}	0.000	kW
Crankcase heater mode	P _{CK}	0.000	kW	Other items			
Capacity control				Rated air flow rate, outdoors			
variable				-			
Sound power level, indoors/outdoors	L _{WA}	41 / 57	dB(A)	1680			
Annual energy consumption	Q _{HE}	3285	kWh	m ³ /h			

For heat pump combination heater:							
Declared load profile	-			Water heating energy efficiency	η_{wh}	-	%
Daily electricity consumption	Q _{elec}	-	kWh				
Annual electricity consumption	AEC	-	kWh				

Contact details							
MITSUBISHI ELECTRIC CONSUMER PRODUCTS (THAILAND) CO., LTD.				700/406 moo 7, Tambon don hua roh, Amphur muang, chonburi 20000, Thailand			
The identification and signature of the person empowered to bind the supplier;							
The signature is signed in the average climate / medium-temperature section.				Tadashi SAITO Manager, Quality Assurance Department THAILAND			

· Details and precautions on installation, maintenance and assembly can be found in the installation and or operation manuals.
 · Details and precautions on recycling and/or disposal at end-of-life can be found in the installation and or operation manuals.
 (*) For heat pump space heaters and heat pump combination heaters, the rated heat output Prated is equal to the design load for heating Pdesignh, and the rated heat output of a supplementary heater Psup is equal to the supplementary capacity for heating sup(Tj).
 (**) If Cdh is not determined by measurement then the default degradation coefficient is Cdh = 0,9.
 (***) If the declared TOL is lower than the T designh of the considered climate then the outdoor dry bulb temperature Tj is equal to T designh.

PRODUCT INFORMATION / TECHNICAL DOCUMENTATION

Model(s):	Outdoor unit:	SUZ-SHWM30VAH
	Indoor unit:	ERSD-****D
Air-to-water heat pump:		yes
Water-to-water heat pump:		no
Brine-to-water heat pump:		no
Low-temperature heat pump:		no
Equipped with a supplementary heater:		yes
Heat pump combination heater:		no
Parameters for		low-temperature application.
Parameters for		colder climate conditions.

Item	Symbol	Value	Unit	Item	Symbol	Value	Unit
Rated heat output (*)	Prated	3.6	kW	Seasonal space heating energy efficiency	η_s	139	%
Declared capacity for heating for part load at indoor temperature 20 °C and outdoor temperature Tj				Declared coefficient of performance or primary energy ratio for part load at indoor temperature 20 °C and outdoor temperature Tj			
Tj = - 7 °C	Pdh	2.3	kW	Tj = - 7 °C	COPd	3.14	-
Degradation co-efficient (**)	Cdh	0.99	-	Tj = + 2 °C	COPd	3.91	-
Tj = + 2 °C	Pdh	1.9	kW	Tj = + 7 °C	COPd	5.94	-
Degradation co-efficient (**)	Cdh	0.98	-	Tj = +12 °C	COPd	8.32	-
Tj = + 7 °C	Pdh	2.3	kW	Tj = bivalent temperature	COPd	2.28	-
Degradation co-efficient (**)	Cdh	0.97	-	Tj = operation limit temperature (***)	COPd	1.85	-
Tj = +12 °C	Pdh	2.4	kW	Tj = - 15 °C (if TOL < - 20 °C)	COPd	2.28	-
Degradation co-efficient (**)	Cdh	0.97	-	Operation limit temperature	TOL	-25	°C
Tj = bivalent temperature	Pdh	2.9	kW	Heating water operating limit temperature	WTOL	60	°C
Tj = operation limit temperature (***)	Pdh	2.9	kW	Supplementary heater			
Tj = - 15 °C (if TOL < - 20 °C)	Pdh	2.9	kW	Rated heat output (*)	Psup	0.7	kW
Bivalent temperature	Tbiv	-15	°C	Type of energy input	Electrical		
Reference design conditions for space heating	Tdesignh	-22	°C	Power consumption in modes other than active mode			
Power consumption in modes other than active mode				Other items			
Off mode	P _{OFF}	0.010	kW	Capacity control	variable		
Thermostat-off mode	P _{TO}	0.010	kW	Sound power level, indoors/outdoors	L _{WA}	41 / 57	dB(A)
Standby mode	P _{SB}	0.010	kW	Annual energy consumption	Q _{HE}	2499	kWh
Crankcase heater mode	P _{CK}	0.000	kW	Rated air flow rate, outdoors	-	1680	m ³ /h
Other items				For heat pump combination heater:			
Capacity control				Declared load profile			
Sound power level, indoors/outdoors				Daily electricity consumption			
Annual energy consumption				Annual electricity consumption			
Declared load profile				Water heating energy efficiency			
Daily electricity consumption							
Annual electricity consumption							

Other items							
Capacity control	variable			Rated air flow rate, outdoors	-	1680	m ³ /h
Sound power level, indoors/outdoors	L _{WA}	41 / 57	dB(A)				
Annual energy consumption	Q _{HE}	2499	kWh				
For heat pump combination heater:							
Declared load profile	-			Water heating energy efficiency	η_{wh}	-	%
Daily electricity consumption	Q _{elec}	-	kWh				
Annual electricity consumption	AEC	-	kWh				

Contact details
 MITSUBISHI ELECTRIC CONSUMER PRODUCTS (THAILAND) CO., LTD. 700/406 moo 7, Tambon don hua roh, Amphur muang, chonburi 20000, Thailand

The identification and signature of the person empowered to bind the supplier;
 Tadashi SAITO
 Manager, Quality Assurance Department
 THAILAND

The signature is signed in the average climate / medium-temperature section.

· Details and precautions on installation, maintenance and assembly can be found in the installation and or operation manuals.
 · Details and precautions on recycling and/or disposal at end-of-life can be found in the installation and or operation manuals.
 (*) For heat pump space heaters and heat pump combination heaters, the rated heat output Prated is equal to the design load for heating Pdesignh, and the rated heat output of a supplementary heater Psup is equal to the supplementary capacity for heating sup(Tj).
 (**) If Cdh is not determined by measurement then the default degradation coefficient is Cdh = 0,9.
 (***) If the declared TOL is lower than the T designh of the considered climate then the outdoor dry bulb temperature Tj is equal to T designh.

PRODUCT INFORMATION / TECHNICAL DOCUMENTATION

Model(s):	Outdoor unit:	SUZ-SHWM30VAH
	Indoor unit:	ERSD-****D
Air-to-water heat pump:		yes
Water-to-water heat pump:		no
Brine-to-water heat pump:		no
Low-temperature heat pump:		no
Equipped with a supplementary heater:		yes
Heat pump combination heater:		no
Parameters for		medium-temperature application.
Parameters for		warmer climate conditions.

Item	Symbol	Value	Unit	Item	Symbol	Value	Unit
Rated heat output (*)	Prated	3.0	kW	Seasonal space heating energy efficiency	η_s	176	%
Declared capacity for heating for part load at indoor temperature 20 °C and outdoor temperature T _j				Declared coefficient of performance or primary energy ratio for part load at indoor temperature 20 °C and outdoor temperature T _j			
T _j = - 7 °C	P _{dh}	-	kW	T _j = - 7 °C	COP _d	-	-
Degradation co-efficient (**)	C _{dh}	-	-	T _j = + 2 °C	COP _d	2.36	-
T _j = + 2 °C	P _{dh}	3.0	kW	T _j = + 7 °C	COP _d	3.60	-
Degradation co-efficient (**)	C _{dh}	0.99	-	T _j = +12 °C	COP _d	6.44	-
T _j = + 7 °C	P _{dh}	2.1	kW	T _j = bivalent temperature	COP _d	2.36	-
Degradation co-efficient (**)	C _{dh}	0.98	-	T _j = operation limit temperature (***)	COP _d	2.36	-
T _j = +12 °C	P _{dh}	2.3	kW	Operation limit temperature	TOL	-25	°C
Degradation co-efficient (**)	C _{dh}	0.97	-	Heating water operating limit temperature	WTOL	60	°C
T _j = bivalent temperature	P _{dh}	3.0	kW	Supplementary heater			
T _j = operation limit temperature (***)	P _{dh}	3.0	kW	Rated heat output (*)	P _{sup}	0.0	kW
Bivalent temperature	T _{biv}	2	°C	Type of energy input	Electrical		
Reference design conditions for space heating	T _{designh}	2	°C	Power consumption in modes other than active mode			
Power consumption in modes other than active mode				Off mode			
Off mode	P _{OFF}	0.010	kW	Thermostat-off mode	P _{TO}	0.010	kW
Thermostat-off mode	P _{TO}	0.010	kW	Standby mode	P _{SB}	0.010	kW
Standby mode	P _{SB}	0.010	kW	Crankcase heater mode	P _{CK}	0.000	kW
Crankcase heater mode	P _{CK}	0.000	kW	Other items			
Capacity control				Rated air flow rate, outdoors			
variable				-			
Sound power level, indoors/outdoors				L _{WA}			
41 / 57				dBA			
Annual energy consumption				Q _{HE}			
896				kWh			

For heat pump combination heater:							
Declared load profile	-			Water heating energy efficiency	η_{wh}	-	%
Daily electricity consumption	Q _{elec}	-	kWh				
Annual electricity consumption	AEC	-	kWh				

Contact details
 MITSUBISHI ELECTRIC CONSUMER PRODUCTS (THAILAND) CO., LTD. 700/406 moo 7, Tambon don hua roh, Amphur muang, chonburi 20000, Thailand

The identification and signature of the person empowered to bind the supplier;
 Tadashi SAITO
 Manager, Quality Assurance Department
 THAILAND

The signature is signed in the average climate / medium-temperature section.

· Details and precautions on installation, maintenance and assembly can be found in the installation and or operation manuals.
 · Details and precautions on recycling and/or disposal at end-of-life can be found in the installation and or operation manuals.
 (*) For heat pump space heaters and heat pump combination heaters, the rated heat output Prated is equal to the design load for heating Pdesignh, and the rated heat output of a supplementary heater Psup is equal to the supplementary capacity for heating sup(Tj).
 (**) If Cdh is not determined by measurement then the default degradation coefficient is Cdh = 0,9.
 (***) If the declared TOL is lower than the T designh of the considered climate then the outdoor dry bulb temperature Tj is equal to T designh.

PRODUCT INFORMATION / TECHNICAL DOCUMENTATION

Model(s):	Outdoor unit:	SUZ-SHWM30VAH
	Indoor unit:	ERSD-****D
Air-to-water heat pump:		yes
Water-to-water heat pump:		no
Brine-to-water heat pump:		no
Low-temperature heat pump:		no
Equipped with a supplementary heater:		yes
Heat pump combination heater:		no
Parameters for		low-temperature application.
Parameters for		warmer climate conditions.

Item	Symbol	Value	Unit	Item	Symbol	Value	Unit
Rated heat output (*)	Prated	3.0	kW	Seasonal space heating energy efficiency	η_s	254	%
Declared capacity for heating for part load at indoor temperature 20 °C and outdoor temperature Tj				Declared coefficient of performance or primary energy ratio for part load at indoor temperature 20 °C and outdoor temperature Tj			
Tj = - 7 °C	Pdh	-	kW	Tj = - 7 °C	COPd	-	-
Degradation co-efficient (**)	Cdh	-	-	Tj = + 2 °C	COPd	3.65	-
Tj = + 2 °C	Pdh	3.0	kW	Tj = + 7 °C	COPd	6.04	-
Degradation co-efficient (**)	Cdh	0.99	-	Tj = +12 °C	COPd	8.03	-
Tj = + 7 °C	Pdh	2.4	kW	Tj = bivalent temperature	COPd	3.65	-
Degradation co-efficient (**)	Cdh	0.98	-	Tj = operation limit temperature (***)	COPd	3.65	-
Tj = +12 °C	Pdh	2.3	kW	Operation limit temperature	TOL	-25	°C
Degradation co-efficient (**)	Cdh	0.97	-	Heating water operating limit temperature	WTOL	60	°C
Tj = bivalent temperature	Pdh	3.0	kW	Supplementary heater			
Tj = operation limit temperature (***)	Pdh	3.0	kW	Rated heat output (*)	Psup	0.0	kW
Bivalent temperature	Tbiv	2	°C	Type of energy input	Electrical		
Reference design conditions for space heating	Tdesignh	2	°C	Power consumption in modes other than active mode			
Power consumption in modes other than active mode				Off mode			
Off mode	P _{OFF}	0.010	kW	Thermostat-off mode	P _{TO}	0.010	kW
Thermostat-off mode	P _{TO}	0.010	kW	Standby mode	P _{SB}	0.010	kW
Standby mode	P _{SB}	0.010	kW	Crankcase heater mode	P _{CK}	0.000	kW
Crankcase heater mode	P _{CK}	0.000	kW	Other items			
Capacity control				Rated air flow rate, outdoors			
variable				-			
Sound power level, indoors/outdoors				1680			
L _{WA}				m ³ /h			
41 / 57							
Annual energy consumption							
Q _{HE}							
624							
kWh							
For heat pump combination heater:				Water heating energy efficiency			
Declared load profile				η_{wh}			
-				-			
Daily electricity consumption				%			
Q _{elec}							
-							
Annual electricity consumption							
AEC							
-							
kWh							

Contact details

MITSUBISHI ELECTRIC CONSUMER PRODUCTS (THAILAND) CO., LTD.

700/406 moo 7, Tambon don hua roh, Amphur muang, chonburi 20000, Thailand

The identification and signature of the person empowered to bind the supplier;

Tadashi SAITO

The signature is signed in the average climate / medium-temperature section.

Manager, Quality Assurance Department

THAILAND

· Details and precautions on installation, maintenance and assembly can be found in the installation and or operation manuals.

· Details and precautions on recycling and/or disposal at end-of-life can be found in the installation and or operation manuals.

(*) For heat pump space heaters and heat pump combination heaters, the rated heat output Prated is equal to the design load for heating Pdesignh, and the rated heat output of a supplementary heater Psup is equal to the supplementary capacity for heating sup(Tj).

(**) If Cdh is not determined by measurement then the default degradation coefficient is Cdh = 0,9.

(***) If the declared TOL is lower than the T designh of the considered climate then the outdoor dry bulb temperature Tj is equal to T designh.

This information is based on EU regulation No 811/2013 and No 813/2013.


PRODUCT INFORMATION / TECHNICAL DOCUMENTATION

Model(s):	Outdoor unit:	SUZ-SHWM30VAH
	Indoor unit:	ERSD-MED
Air-to-water heat pump:		yes
Water-to-water heat pump:		no
Brine-to-water heat pump:		no
Low-temperature heat pump:		no
Equipped with a supplementary heater:		no
Heat pump combination heater:		no
Parameters for		medium-temperature application.
Parameters for		average climate conditions.

Item	Symbol	Value	Unit	Item	Symbol	Value	Unit
Rated heat output (*)	Prated	3.6	kW	Seasonal space heating energy efficiency	η_s	126	%
Declared capacity for heating for part load at indoor temperature 20 °C and outdoor temperature Tj				Declared coefficient of performance or primary energy ratio for part load at indoor temperature 20 °C and outdoor temperature Tj			
Tj = -7 °C	Pdh	3.2	kW	Tj = -7 °C	COPd	2.18	-
Degradation co-efficient (**)	Cdh	0.99	-	Tj = +2 °C	COPd	2.87	-
Tj = +2 °C	Pdh	2.0	kW	Tj = +7 °C	COPd	4.53	-
Degradation co-efficient (**)	Cdh	0.99	-	Tj = +12 °C	COPd	7.17	-
Tj = +7 °C	Pdh	2.2	kW	Tj = bivalent temperature	COPd	1.69	-
Degradation co-efficient (**)	Cdh	0.98	-	Tj = operation limit temperature (***)	COPd	1.69	-
Tj = +12 °C	Pdh	2.0	kW	Operation limit temperature	TOL	-25	°C
Degradation co-efficient (**)	Cdh	0.96	-	Heating water operating limit temperature	WTOL	60	°C
Tj = bivalent temperature	Pdh	3.6	kW	Supplementary heater			
Tj = operation limit temperature (***)	Pdh	3.6	kW	Rated heat output (*)	Psup	0.0	kW
Bivalent temperature	Tbiv	-10	°C	Type of energy input	Electrical		
Reference design conditions for space heating	Tdesignh	-10	°C	Power consumption in modes other than active mode			
Power consumption in modes other than active mode				Other items			
Off mode	P _{OFF}	0.010	kW	Capacity control	variable		
Thermostat-off mode	P _{TO}	0.010	kW	Sound power level, indoors/outdoors	L _{WA}	41 / 57	dB(A)
Standby mode	P _{SB}	0.010	kW	Annual energy consumption	Q _{HE}	2311	kWh
Crankcase heater mode	P _{CK}	0.000	kW	Rated air flow rate, outdoors	-	1680	m ³ /h

For heat pump combination heater:				Water heating energy efficiency			
Declared load profile	-			η_{wh}	-	-	%
Daily electricity consumption	Qelec	-	kWh				
Annual electricity consumption	AEC	-	kWh				

Contact details
 MITSUBISHI ELECTRIC CONSUMER PRODUCTS (THAILAND) CO., LTD. 700/406 moo 7, Tambon don hua roh, Amphur muang, chonburi 20000, Thailand

The identification and signature of the person empowered to bind the supplier:

 Tadashi SAITO
 Manager, Quality Assurance Department
 THAILAND

· Details and precautions on installation, maintenance and assembly can be found in the installation and or operation manuals.
 · Details and precautions on recycling and/or disposal at end-of-life can be found in the installation and or operation manuals.
 (*) For heat pump space heaters and heat pump combination heaters, the rated heat output Prated is equal to the design load for heating Pdesignh, and the rated heat output of a supplementary heater Psup is equal to the supplementary capacity for heating sup(Tj).
 (**) If Cdh is not determined by measurement then the default degradation coefficient is Cdh = 0,9.
 (***) If the declared TOL is lower than the T designh of the considered climate then the outdoor dry bulb temperature Tj is equal to T designh.

PRODUCT INFORMATION / TECHNICAL DOCUMENTATION

Model(s):	Outdoor unit:	SUZ-SHWM30VAH
	Indoor unit:	ERSD-MED
Air-to-water heat pump:		yes
Water-to-water heat pump:		no
Brine-to-water heat pump:		no
Low-temperature heat pump:		no
Equipped with a supplementary heater:		no
Heat pump combination heater:		no
Parameters for		low-temperature application.
Parameters for		average climate conditions.

Item	Symbol	Value	Unit	Item	Symbol	Value	Unit
Rated heat output (*)	Prated	4.0	kW	Seasonal space heating energy efficiency	η_s	184	%
Declared capacity for heating for part load at indoor temperature 20 °C and outdoor temperature T _j				Declared coefficient of performance or primary energy ratio for part load at indoor temperature 20 °C and outdoor temperature T _j			
T _j = - 7 °C	P _{dh}	3.6	kW	T _j = - 7 °C	COP _d	3.23	-
Degradation co-efficient (**)	C _{dh}	0.99	-	T _j = + 2 °C	COP _d	4.19	-
T _j = + 2 °C	P _{dh}	2.2	kW	T _j = + 7 °C	COP _d	6.62	-
Degradation co-efficient (**)	C _{dh}	0.98	-	T _j = +12 °C	COP _d	9.51	-
T _j = + 7 °C	P _{dh}	2.4	kW	T _j = bivalent temperature	COP _d	2.69	-
Degradation co-efficient (**)	C _{dh}	0.97	-	T _j = operation limit temperature (***)	COP _d	2.69	-
T _j = +12 °C	P _{dh}	2.4	kW	Operation limit temperature	TOL	-25	°C
Degradation co-efficient (**)	C _{dh}	0.96	-	Heating water operating limit temperature	WTOL	60	°C
T _j = bivalent temperature	P _{dh}	4.0	kW	Supplementary heater			
T _j = operation limit temperature (***)	P _{dh}	4.0	kW	Rated heat output (*)	P _{sup}	0.0	kW
Bivalent temperature	T _{biv}	-10	°C	Type of energy input	Electrical		
Reference design conditions for space heating	T _{designh}	-10	°C	Power consumption in modes other than active mode			
Power consumption in modes other than active mode				Off mode			
Off mode	P _{OFF}	0.010	kW	Thermostat-off mode	P _{TO}	0.010	kW
Thermostat-off mode	P _{TO}	0.010	kW	Standby mode	P _{SB}	0.010	kW
Standby mode	P _{SB}	0.010	kW	Crankcase heater mode	P _{CK}	0.000	kW
Crankcase heater mode	P _{CK}	0.000	kW	Other items			
Capacity control				Rated air flow rate, outdoors			
variable				-			
Sound power level, indoors/outdoors	L _{WA}	41 / 57	dB(A)	1680			
Annual energy consumption	Q _{HE}	1766	kWh	m ³ /h			

For heat pump combination heater:							
Declared load profile	-			Water heating energy efficiency	η_{wh}	-	%
Daily electricity consumption	Q _{elec}	-	kWh				
Annual electricity consumption	AEC	-	kWh				

Contact details
 MITSUBISHI ELECTRIC CONSUMER PRODUCTS (THAILAND) CO., LTD. 700/406 moo 7, Tambon don hua roh, Amphur muang, chonburi 20000, Thailand

The identification and signature of the person empowered to bind the supplier;
 Tadashi SAITO
 Manager, Quality Assurance Department
 THAILAND

The signature is signed in the average climate / medium-temperature section.

· Details and precautions on installation, maintenance and assembly can be found in the installation and or operation manuals.
 · Details and precautions on recycling and/or disposal at end-of-life can be found in the installation and or operation manuals.
 (*) For heat pump space heaters and heat pump combination heaters, the rated heat output Prated is equal to the design load for heating Pdesignh, and the rated heat output of a supplementary heater Psup is equal to the supplementary capacity for heating sup(Tj).
 (**) If Cdh is not determined by measurement then the default degradation coefficient is Cdh = 0,9.
 (***) If the declared TOL is lower than the T designh of the considered climate then the outdoor dry bulb temperature Tj is equal to T designh.

PRODUCT INFORMATION / TECHNICAL DOCUMENTATION

Model(s):	Outdoor unit:	SUZ-SHWM30VAH
	Indoor unit:	ERSD-MED
Air-to-water heat pump:		yes
Water-to-water heat pump:		no
Brine-to-water heat pump:		no
Low-temperature heat pump:		no
Equipped with a supplementary heater:		no
Heat pump combination heater:		no
Parameters for		medium-temperature application.
Parameters for		colder climate conditions.

Item	Symbol	Value	Unit	Item	Symbol	Value	Unit
Rated heat output (*)	Prated	3.6	kW	Seasonal space heating energy efficiency	η_s	105	%
Declared capacity for heating for part load at indoor temperature 20 °C and outdoor temperature Tj				Declared coefficient of performance or primary energy ratio for part load at indoor temperature 20 °C and outdoor temperature Tj			
Tj = - 7 °C	Pdh	2.1	kW	Tj = - 7 °C	COPd	2.31	-
Degradation co-efficient (**)	Cdh	0.99	-	Tj = + 2 °C	COPd	3.05	-
Tj = + 2 °C	Pdh	1.8	kW	Tj = + 7 °C	COPd	4.84	-
Degradation co-efficient (**)	Cdh	0.98	-	Tj = +12 °C	COPd	7.14	-
Tj = + 7 °C	Pdh	2.2	kW	Tj = bivalent temperature	COPd	1.70	-
Degradation co-efficient (**)	Cdh	0.98	-	Tj = operation limit temperature (***)	COPd	1.54	-
Tj = +12 °C	Pdh	2.3	kW	Tj = - 15 °C (if TOL < - 20 °C)	COPd	1.70	-
Degradation co-efficient (**)	Cdh	0.97	-	Operation limit temperature	TOL	-25	°C
Tj = bivalent temperature	Pdh	2.9	kW	Heating water operating limit temperature	WTOL	60	°C
Tj = operation limit temperature (***)	Pdh	3.2	kW	Supplementary heater			
Tj = - 15 °C (if TOL < - 20 °C)	Pdh	2.9	kW	Rated heat output (*)	Psup	3.6	kW
Bivalent temperature	Tbiv	-15	°C	Type of energy input	Electrical		
Reference design conditions for space heating	Tdesignh	-22	°C	Power consumption in modes other than active mode			
Off mode				P _{OFF}			
Thermostat-off mode				P _{TO}			
Standby mode				P _{SB}			
Crankcase heater mode				P _{CK}			
Other items				Rated air flow rate, outdoors			
Capacity control	variable			-	1680	m ³ /h	
Sound power level, indoors/outdoors	L _{WA}	41 / 57	dB(A)				
Annual energy consumption	Q _{HE}	3285	kWh				
For heat pump combination heater:				Water heating energy efficiency			
Declared load profile	-			η_{wh}	-	%	
Daily electricity consumption	Q _{elec}	-	kWh				
Annual electricity consumption	AEC	-	kWh				

Contact details

MITSUBISHI ELECTRIC CONSUMER PRODUCTS (THAILAND) CO., LTD.

700/406 moo 7, Tambon don hua roh, Amphur muang, chonburi 20000, Thailand

The identification and signature of the person empowered to bind the supplier;

Tadashi SAITO
 Manager, Quality Assurance Department
 THAILAND

The signature is signed in the average climate / medium-temperature section.

· Details and precautions on installation, maintenance and assembly can be found in the installation and or operation manuals.
 · Details and precautions on recycling and/or disposal at end-of-life can be found in the installation and or operation manuals.
 (*) For heat pump space heaters and heat pump combination heaters, the rated heat output Prated is equal to the design load for heating Pdesignh, and the rated heat output of a supplementary heater Psup is equal to the supplementary capacity for heating sup(Tj).
 (**) If Cdh is not determined by measurement then the default degradation coefficient is Cdh = 0,9.
 (***) If the declared TOL is lower than the T designh of the considered climate then the outdoor dry bulb temperature Tj is equal to T designh.

PRODUCT INFORMATION / TECHNICAL DOCUMENTATION

Model(s):	Outdoor unit:	SUZ-SHWM30VAH
	Indoor unit:	ERSD-MED
Air-to-water heat pump:		yes
Water-to-water heat pump:		no
Brine-to-water heat pump:		no
Low-temperature heat pump:		no
Equipped with a supplementary heater:		no
Heat pump combination heater:		no
Parameters for		low-temperature application.
Parameters for		colder climate conditions.

Item	Symbol	Value	Unit	Item	Symbol	Value	Unit
Rated heat output (*)	Prated	3.6	kW	Seasonal space heating energy efficiency	η_s	139	%
Declared capacity for heating for part load at indoor temperature 20 °C and outdoor temperature Tj				Declared coefficient of performance or primary energy ratio for part load at indoor temperature 20 °C and outdoor temperature Tj			
Tj = - 7 °C	Pdh	2.3	kW	Tj = - 7 °C	COPd	3.14	-
Degradation co-efficient (**)	Cdh	0.99	-	Tj = + 2 °C	COPd	3.91	-
Tj = + 2 °C	Pdh	1.9	kW	Tj = + 7 °C	COPd	5.94	-
Degradation co-efficient (**)	Cdh	0.98	-	Tj = +12 °C	COPd	8.32	-
Tj = + 7 °C	Pdh	2.3	kW	Tj = bivalent temperature	COPd	2.28	-
Degradation co-efficient (**)	Cdh	0.97	-	Tj = operation limit temperature (***)	COPd	1.85	-
Tj = +12 °C	Pdh	2.4	kW	Tj = - 15 °C (if TOL < - 20 °C)	COPd	2.28	-
Degradation co-efficient (**)	Cdh	0.97	-	Operation limit temperature	TOL	-25	°C
Tj = bivalent temperature	Pdh	2.9	kW	Heating water operating limit temperature	WTOL	60	°C
Tj = operation limit temperature (***)	Pdh	2.9	kW	Supplementary heater			
Tj = - 15 °C (if TOL < - 20 °C)	Pdh	2.9	kW	Rated heat output (*)	Psup	0.7	kW
Bivalent temperature	Tbiv	-15	°C	Type of energy input	Electrical		
Reference design conditions for space heating	Tdesignh	-22	°C	Power consumption in modes other than active mode			
Power consumption in modes other than active mode				Off mode			
Off mode	P _{OFF}	0.010	kW	Thermostat-off mode	P _{TO}	0.010	kW
Thermostat-off mode	P _{TO}	0.010	kW	Standby mode	P _{SB}	0.010	kW
Standby mode	P _{SB}	0.010	kW	Crankcase heater mode	P _{CK}	0.000	kW
Crankcase heater mode	P _{CK}	0.000	kW	Other items			
Capacity control				Rated air flow rate, outdoors			
variable				-			
Sound power level, indoors/outdoors				1680			
L _{WA}				m ³ /h			
41 / 57							
Annual energy consumption							
Q _{HE}							
2499							
kWh							
For heat pump combination heater:				Declared load profile			
-				Water heating energy efficiency			
Daily electricity consumption				η_{wh}			
Q _{elec}				-			
-				%			
Annual electricity consumption							
AEC							
-							
kWh							

Contact details							
MITSUBISHI ELECTRIC CONSUMER PRODUCTS (THAILAND) CO., LTD.				700/406 moo 7, Tambon don hua roh, Amphur muang, chonburi 20000, Thailand			
The identification and signature of the person empowered to bind the supplier;							
The signature is signed in the average climate / medium-temperature section.				Tadashi SAITO			
				Manager, Quality Assurance Department			
				THAILAND			

· Details and precautions on installation, maintenance and assembly can be found in the installation and or operation manuals.
 · Details and precautions on recycling and/or disposal at end-of-life can be found in the installation and or operation manuals.
 (*) For heat pump space heaters and heat pump combination heaters, the rated heat output Prated is equal to the design load for heating Pdesignh, and the rated heat output of a supplementary heater Psup is equal to the supplementary capacity for heating sup(Tj).
 (**) If Cdh is not determined by measurement then the default degradation coefficient is Cdh = 0,9.
 (***) If the declared TOL is lower than the T designh of the considered climate then the outdoor dry bulb temperature Tj is equal to T designh.

PRODUCT INFORMATION / TECHNICAL DOCUMENTATION

Model(s):	Outdoor unit:	SUZ-SHWM30VAH
	Indoor unit:	ERSD-MED
Air-to-water heat pump:		yes
Water-to-water heat pump:		no
Brine-to-water heat pump:		no
Low-temperature heat pump:		no
Equipped with a supplementary heater:		no
Heat pump combination heater:		no
Parameters for		medium-temperature application.
Parameters for		warmer climate conditions.

Item	Symbol	Value	Unit	Item	Symbol	Value	Unit
Rated heat output (*)	Prated	3.0	kW	Seasonal space heating energy efficiency	η_s	176	%
Declared capacity for heating for part load at indoor temperature 20 °C and outdoor temperature Tj				Declared coefficient of performance or primary energy ratio for part load at indoor temperature 20 °C and outdoor temperature Tj			
Tj = - 7 °C	Pdh	-	kW	Tj = - 7 °C	COPd	-	-
Degradation co-efficient (**)	Cdh	-	-	Tj = + 2 °C	COPd	2.36	-
Tj = + 2 °C	Pdh	3.0	kW	Tj = + 7 °C	COPd	3.60	-
Degradation co-efficient (**)	Cdh	0.99	-	Tj = +12 °C	COPd	6.44	-
Tj = + 7 °C	Pdh	2.1	kW	Tj = bivalent temperature	COPd	2.36	-
Degradation co-efficient (**)	Cdh	0.98	-	Tj = operation limit temperature (***)	COPd	2.36	-
Tj = +12 °C	Pdh	2.3	kW	Operation limit temperature	TOL	-25	°C
Degradation co-efficient (**)	Cdh	0.97	-	Heating water operating limit temperature	WTOL	60	°C
Tj = bivalent temperature	Pdh	3.0	kW	Supplementary heater			
Tj = operation limit temperature (***)	Pdh	3.0	kW	Rated heat output (*)	Psup	0.0	kW
Bivalent temperature	Tbiv	2	°C	Type of energy input	Electrical		
Reference design conditions for space heating	Tdesignh	2	°C	Other items			
Power consumption in modes other than active mode				Rated air flow rate, outdoors			
Off mode	P _{OFF}	0.010	kW			1680	m ³ /h
Thermostat-off mode	P _{TO}	0.010	kW	Capacity control			
Standby mode	P _{SB}	0.010	kW	variable			
Crankcase heater mode	P _{CK}	0.000	kW	Sound power level, indoors/outdoors			
				L _{WA}			
				41 / 57			
				Annual energy consumption			
				Q _{HE}			
				896			
				kWh			

For heat pump combination heater:							
Declared load profile	-			Water heating energy efficiency	η_{wh}	-	%
Daily electricity consumption	Qelec	-	kWh				
Annual electricity consumption	AEC	-	kWh				

Contact details
 MITSUBISHI ELECTRIC CONSUMER PRODUCTS (THAILAND) CO., LTD. 700/406 moo 7, Tambon don hua roh, Amphur muang, chonburi 20000, Thailand

The identification and signature of the person empowered to bind the supplier;
 Tadashi SAITO
 Manager, Quality Assurance Department
 THAILAND

The signature is signed in the average climate / medium-temperature section.

· Details and precautions on installation, maintenance and assembly can be found in the installation and or operation manuals.
 · Details and precautions on recycling and/or disposal at end-of-life can be found in the installation and or operation manuals.
 (*) For heat pump space heaters and heat pump combination heaters, the rated heat output Prated is equal to the design load for heating Pdesignh, and the rated heat output of a supplementary heater Psup is equal to the supplementary capacity for heating sup(Tj).
 (**) If Cdh is not determined by measurement then the default degradation coefficient is Cdh = 0,9.
 (***) If the declared TOL is lower than the T designh of the considered climate then the outdoor dry bulb temperature Tj is equal to T designh.

PRODUCT INFORMATION / TECHNICAL DOCUMENTATION

Model(s):	Outdoor unit:	SUZ-SHWM30VAH
	Indoor unit:	ERSD-MED
Air-to-water heat pump:		yes
Water-to-water heat pump:		no
Brine-to-water heat pump:		no
Low-temperature heat pump:		no
Equipped with a supplementary heater:		no
Heat pump combination heater:		no
Parameters for		low-temperature application.
Parameters for		warmer climate conditions.

Item	Symbol	Value	Unit	Item	Symbol	Value	Unit
Rated heat output (*)	Prated	3.0	kW	Seasonal space heating energy efficiency	η_s	254	%
Declared capacity for heating for part load at indoor temperature 20 °C and outdoor temperature Tj				Declared coefficient of performance or primary energy ratio for part load at indoor temperature 20 °C and outdoor temperature Tj			
Tj = - 7 °C	Pdh	-	kW	Tj = - 7 °C	COPd	-	-
Degradation co-efficient (**)	Cdh	-	-	Tj = + 2 °C	COPd	3.65	-
Tj = + 2 °C	Pdh	3.0	kW	Tj = + 7 °C	COPd	6.04	-
Degradation co-efficient (**)	Cdh	0.99	-	Tj = +12 °C	COPd	8.03	-
Tj = + 7 °C	Pdh	2.4	kW	Tj = bivalent temperature	COPd	3.65	-
Degradation co-efficient (**)	Cdh	0.98	-	Tj = operation limit temperature (***)	COPd	3.65	-
Tj = +12 °C	Pdh	2.3	kW	Operation limit temperature	TOL	-25	°C
Degradation co-efficient (**)	Cdh	0.97	-	Heating water operating limit temperature	WTOL	60	°C
Tj = bivalent temperature	Pdh	3.0	kW	Supplementary heater			
Tj = operation limit temperature (***)	Pdh	3.0	kW	Rated heat output (*)	Psup	0.0	kW
Bivalent temperature	Tbiv	2	°C	Type of energy input	Electrical		
Reference design conditions for space heating	Tdesignh	2	°C	Power consumption in modes other than active mode			
Off mode				P _{OFF}			
Thermostat-off mode				P _{TO}			
Standby mode				P _{SB}			
Crankcase heater mode				P _{CK}			
Other items				Rated air flow rate, outdoors			
Capacity control	variable			-	1680	m ³ /h	
Sound power level, indoors/outdoors	L _{WA}	41 / 57	dB(A)				
Annual energy consumption	Q _{HE}	624	kWh				

For heat pump combination heater:							
Declared load profile	-			Water heating energy efficiency	η_{wh}	-	%
Daily electricity consumption	Q _{elec}	-	kWh				
Annual electricity consumption	AEC	-	kWh				

Contact details
 MITSUBISHI ELECTRIC CONSUMER PRODUCTS (THAILAND) CO., LTD. 700/406 moo 7, Tambon don hua roh, Amphur muang, chonburi 20000, Thailand

The identification and signature of the person empowered to bind the supplier;
 Tadashi SAITO
 Manager, Quality Assurance Department
 THAILAND

The signature is signed in the average climate / medium-temperature section.

· Details and precautions on installation, maintenance and assembly can be found in the installation and or operation manuals.
 · Details and precautions on recycling and/or disposal at end-of-life can be found in the installation and or operation manuals.
 (*) For heat pump space heaters and heat pump combination heaters, the rated heat output Prated is equal to the design load for heating Pdesignh, and the rated heat output of a supplementary heater Psup is equal to the supplementary capacity for heating sup(Tj).
 (**) If Cdh is not determined by measurement then the default degradation coefficient is Cdh = 0,9.
 (***) If the declared TOL is lower than the T designh of the considered climate then the outdoor dry bulb temperature Tj is equal to T designh.