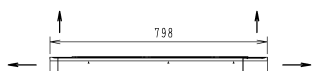
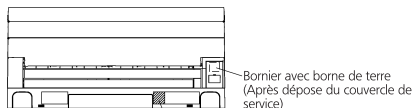
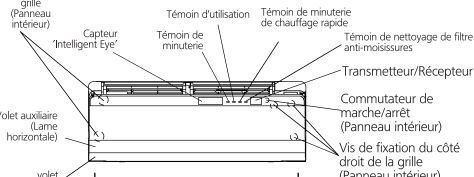


Le symbole (→) indique la direction de la tuyauterie

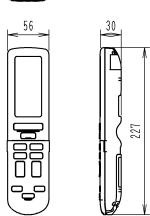


Vis de fixation du côté gauche de la grille (Panneau intérieur)



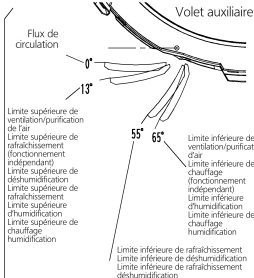
Plaque signalétique du modèle

Transmetteur/Récepteur

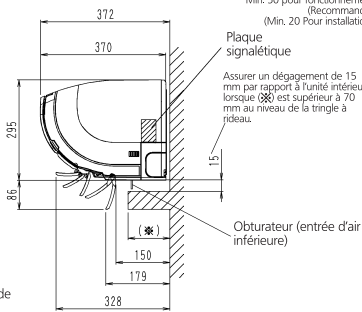


Commande à distance infrarouge

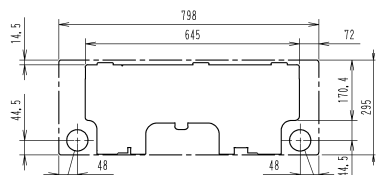
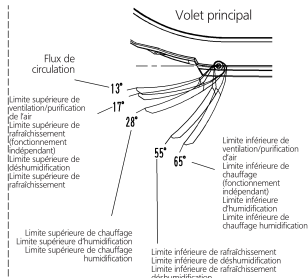
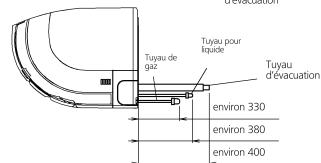
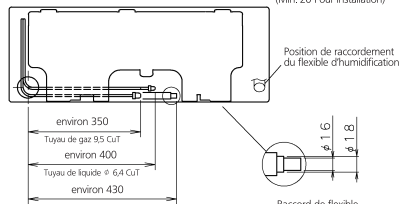
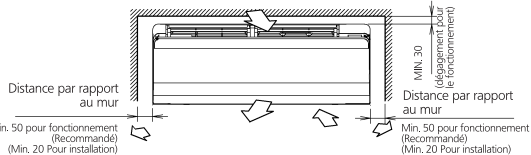
(ARC477A1)



Angle des lamelles



Espace nécessaire → Débit d'air (intérieur)



trou dans le mur pour la tuyauterie noyée Ø trou 70

trou dans le mur pour la tuyauterie noyée Ø trou 70

Positions des trous dans le mur