

FlexCore™ Optical Distribution Frame



PANDUIT®

infrastructure for a connected world

ORDERING GUIDE

FlexCore at a Glance

Every connection counts

With the use of cutting-edge technologies in a number of environments, network dependency has transitioned from the era of “mission” to “life” critical from access points back to the data center. Simultaneously, high-speed data transport accelerated from 1G to 400G and is expected to quadruple in the near future.



What is at your core?

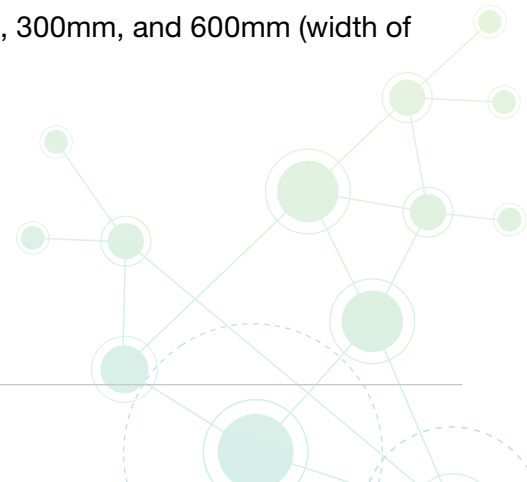
Optical distribution frames (ODFs) are an all-important network element at the heart of a fiber network. Representing less than 5% of a typical IT project investment, high density, performance, and quality are pivotal attributes for an ODF ensuring business continuity 24 hours a day, seven days a week, 365 days a year.

FlexCore Optical Distribution Frame offers the ultimate in flexibility, manageability, scalability, and security.

A Few Benefits to the FlexCore ODF

- Highly intuitive cable routing paths remove guess work and prevent “rip and replace” costs
- Innovative cable management and lockable vertical cable manager door eliminates circuit risk and downtime
- Data center floor space can be reduced by 50%†
- Moves, adds, and changes up to 30% faster
- Multiple form factor (width) cassettes optimize rack space across wider applications
- Patch cords consolidated to a single length – freeing up capital locked in maintaining inventory
- Multi-layer security with lock capability available at both 4RU enclosure and ODF doors
- Total front access cabling principles and modular building blocks of 150mm, 300mm, and 600mm (width of frame units) that delivers scalability with outstanding system flexibility

†6 double FlexCore frames in a back-to-back arrangement vs HD Flex™ enclosure with 4 post rack and vertical cable management



Common Frame Arrangements



Single Cross Connect Frame (Recommended patch cord length is 4m)



Double Cross Connect back-to-back fully enclosed (Recommended patch cord length is 4m)



Double Cross Connect Frame with end panels (Recommended patch cord length is 4m)



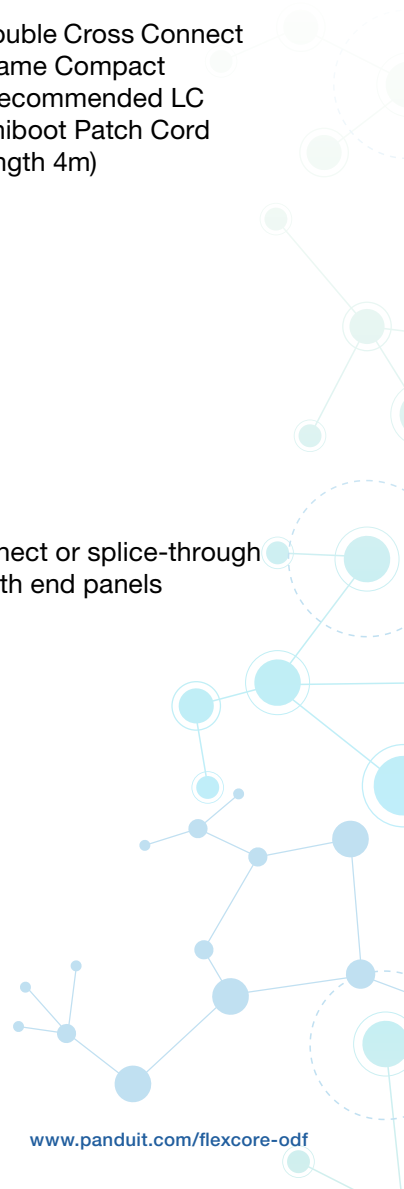
Double Cross Connect Frame Compact (Recommended LC Uniboot Patch Cord length 4m)



Cross Connect four frame lineup with end panels and over length storage - 300mm wide intermediate VCM (Recommended patch cord length between two double frames is 10m)



Interconnect or splice-through frame with end panels



FRAME

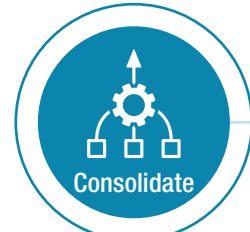
Robust ODF frame with configuration options that meet Telcordia Zone 3 seismic requirements.

ENCLOSURE

Each frame holds up to eleven 4RU enclosures with twelve sliding trays that can accept four different types of cassettes. Available with optional locks. Patent US 10,215,944

CASSETTES

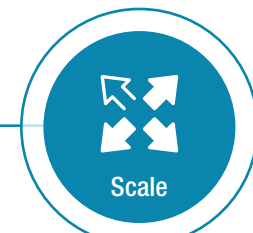
Factory or field terminated. MPO-LC, LC-Tethered, LC-Splice and Splice-Through cable



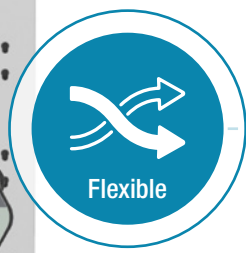
4m Cord
per double or quad arrangement



Gravity Loop



Pay As You Grow
Purchase incremental amounts to your existing setup in a scalable, agile way and as needed



A tool-free adjustable spool system optimizes pathway space as a network evolves.



Tray rails can be added to suit four different form factors (width) cassettes*

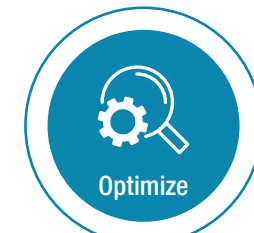


Secure



4RU Enclosure Lock (Optional)

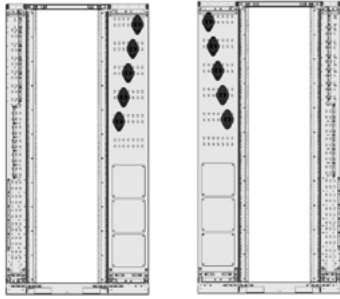
Door Lock



Modular Building Blocks
150mm wide VCM
300mm wide VCM
600mm wide Frame

*Not suitable for HD Flex™
Cassette styles with both front and rear facing connectivity


STEP 1: Select a Frame




Single Frame
Cross Connect
(LH)

OR

Assemble as
opposite hand
(RH)



Double Frame (Compact)
Cross Connect



Splice Through

OR

Interconnect

Description (short)	QTY	Part Number*	Maximum Capacity**	Dimensions (mm)**
Frame 600mm VCM 150mm VCM 300mm Spool Kit (x6)	1† 1† 1† 1†	FDF45GY FDFVCM1545GY FDFVCM3045GY FDUSP6	3168F per single frame 132 x 24F (LC) Cassettes 11 x 4RU Enclosures 12 Trays per 4RU Enclosure	Height – 2133 (2159-2200 with leveling feet) Width – 1050 Depth – 300
Frame 600mm VCM 150mm VCM 300mm Spool Kit (x6)	2 2 1 2	FDF45GY FDFVCM1545GY FDFVCM3045GY FDUSP6	6336F per double frame 132 x 24F (LC) Cassettes 11 x 4RU Enclosures 12 Trays per 4RU Enclosure	Height – 2133 (2159-2200 with leveling feet) Width – 1800 Depth – 300
Frame 600mm VCM 150mm	1 2	FDF45GY FDFVCM1545GY	6336F Splice only – Ribbon 3168F Splice only – shrink down (single fiber) 3168F Interconnect (LC Cassette) 11 x 4RU Enclosures 12 Trays per 4RU Enclosure	Height – 2133 (2159-2200 with leveling feet) Width – 900 Depth – 300

Frames are supplied with leveling feet and wall mount bracket.

150mm VCM illustrated is supplied with 4 x cable management plates

VCM can be assembled for top (as illustrated) or bottom cable entry/exit.

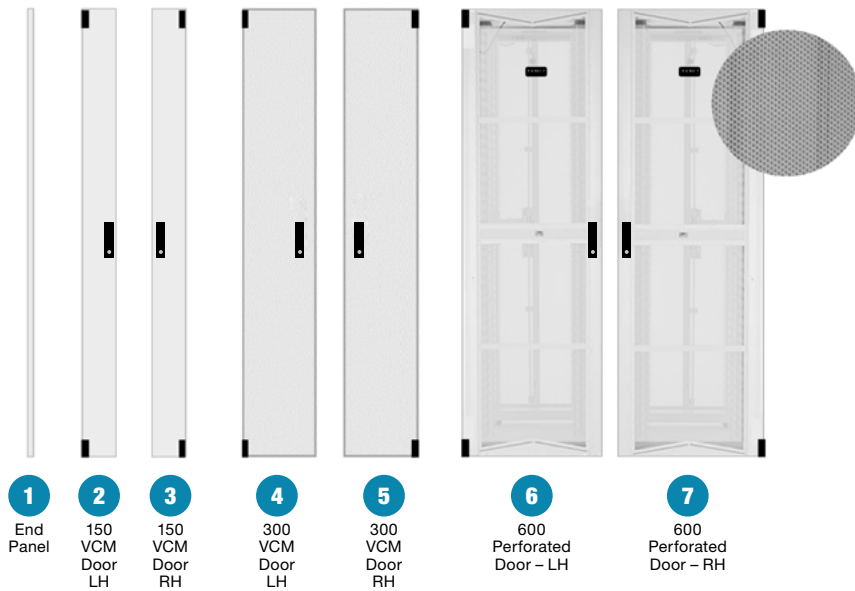
†for a 2100mm wide double cross connect frame (where both LH + RH version is needed) double quantity shown

**Width and depth stated excludes end panel(s) and door(s)

*Change "GY" to "BL" in part number for black.

**maximum fiber capacity (stated) applies to single, double, and quad (quad = double frame placed back-to-back) frame arrangements in combination with 24F LC cassettes. If using a line-up of greater than two frames side-by-side the maximum number of 4RU enclosure is 10 off (2880F per frame) to allow bottom patch cord pass-through (trough) to be used.

STEP 2: Select a Surround



Ref.	Part Number**	Description (short)
1	FDFEP45GY	*End Panel
2	FDUFD1545SLGY	150mm VCM Door LH
3	FDUFD1545SRGY	150mm VCM Door RH
4	FDUFD3045SLGY	300mm VCM Door LH
5	FDUFD3045SRGY	300mm VCM Door RH
6	FDUFD6045PLGY	600mm Perforated Door LH
7	FDUFD6045PRGY	600mm Perforated Door RH

LH - Left Hinged
RH - Right Hinged

*for multi-rack lineups an end panel is only required at the end of each row
**change "GY" to "BL" in part number for the part in black

Splice-Through or Interconnect



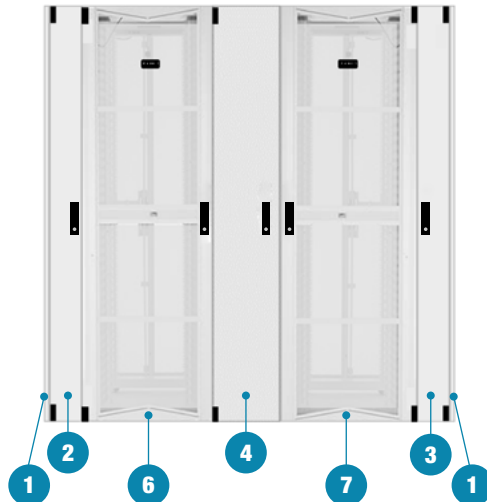
Single-Cross Connect (LH)



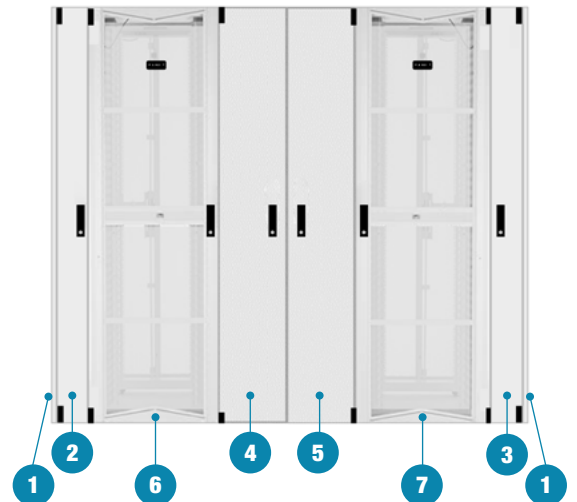
Double (Compact)




Double (Compact)



Double



STEP 3: Select a FlexCore Enclosure



FDFUE4GY



FDFELS

Part Number	Description
FDFUE4GY	ODF Front Access Universal Enclosure, 4RU, Gray <i>Slide Out Trays (12x)</i>
<i>Change "GY" to "BL" in part number the part in black</i>	
FDFELS	Enclosure Locking Kit <i>Standard, Keyed Alike</i> <i>Each it supplied with two locks</i>



4 RU Enclosure Assembled with Cassettes



FlexCore Cassettes




FDS9N-24-10P

FlexCore™ LC Splice Cassettes

Part Number	Description
FDS9N-24-LA*	24F Front Access Splice Cassette, LC APC. STD IL
FDS9N-24-10*	24F Front Access Splice Cassette, LC UPC. STD IL
FDSZO-24-10*	24F Front Access Splice Cassette, LC OM4. OPT IL
FDSZA-24-10P	24F Front Access Splice Cassette, LC OM4. ULTRA IL

Note: Replace * at the end of the part number with P for 250mm pigtails or R for ribbon pigtails




FDC9N-24-10ASLH

FlexCore™ MPO-LC Cassettes, Method A, Left Hand

Part Number	Description
FDC9N-24-LAASLH	24F OS2 LC APC (Duplex) to 2 x MPO12, STD IL.
FDC9N-24-10ASLH	24F OS2 LC UPC (Duplex) to 2 x MPO12, STD IL.
FDCZO-24-10ASLH	24F OM4 LC (Duplex) to 2 x MPO12, OPT IL.
FDCZA-24-10ASLH	24F OM4 LC (Duplex) to 2 x MPO12, ULTRA IL.
FDCSA-24-10ASLH	24F OM4+ LC (Duplex) to 2 x MPO12, ULTRA IL.

Note: Change AS in the part number to AF for Modified Method A (pair flipped) or U for Universal Polarity



FDC9N-24-10ASRH

FlexCore™ MPO-LC Cassettes, Method A, Right Hand

Part Number	Description
FDC9N-24-LAASRH	24F OS2 LC APC (Duplex) to 2 x MPO12, STD IL.
FDC9N-24-10ASRH	24F OS2 LC UPC (Duplex) to 2 x MPO12, STD IL.
FDCZO-24-10ASRH	24F OM4 LC (Duplex) to 2 x MPO12, OPT IL.
FDCZA-24-10ASRH	24F OM4 LC (Duplex) to 2 x MPO12, ULTRA IL.
FDCSA-24-10ASRH	24F OM4+ LC (Duplex) to 2 x MPO12, ULTRA IL.

Note: Change AS in the part number to AF for Modified Method A (pair flipped) or U for Universal Polarity



FDSN-24

FlexCore™ Splice Through (cable-cable) Cassette

Part Number	Description
FDSN-24	Front Access – Splice Only 24F Discrete Splice or 48F Ribbon Splice <i>Includes 24 x discrete and 4 x ribbon shrink down splice protectors</i>



FHP9N-LA1X04, FHP9N-LA1X16,
FHP9N-LA1X08


PON Cassettes – FlexCore™ Compatible

Part Number	Number of Simplex Output Ports
FHP9N-LA1X02	2
FHP9N-LA1X04	4
FHP9N-LA1X08	8
FHP9N-LA1X16	16

Click [here](#) for more information on HD Flex™ Cassettes

FlexCore™ Tethered Cassettes

Tethered LC Cassettes enable fast, efficient and reliable network deployment. The stub on the far end of the cable can be confidently deployed thanks to the patented cassette-cable strain relief feature, then spliced or connectorized into the required system.




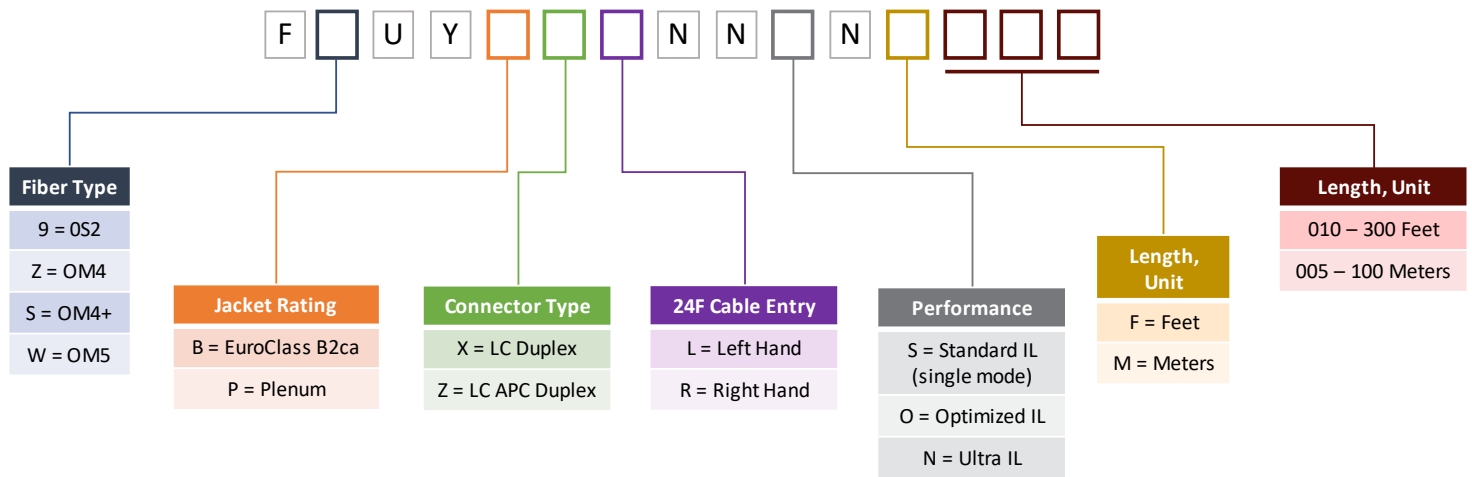
Features:

- Panduit 24F small diameter indoor cable
- One end connectorized and fully tested
- Patented cable strain relief feature
- Dry cable construction – 24 × 250-micron fibers

Pre-Configured Lengths:

- 5m to 30m in 5m increments
- 30m to 100m in 10m increments
- 10 to 100 Ft. in 10-ft. increments
- 100 to 300 Ft. in 50m increments

Contact your Panduit sales representative for alternatives not shown



Part Number	Dimensions
F9UYYPZLNNSNF050	Single mode 24-fiber Indoor Plenum Tethered LC/APC Cassette, Left-Side 24F Cable Ingress, STD IL, 50-Ft.
FZUYBXRNNONM010	OM4 24-fiber Indoor EuroClass B2ca, Tethered LC Cassette, Right-Side 24F Cable Ingress, OPT IL, 10m

FlexCore Accessories



FDUSP



FDUSP6



FDFMX5KITBL



FOBKF144YM1 (144F)
FOBKF288YM1 (288F)



FDFSPLKITBL

Part Number	Description
FDUSP	ODF Spool (Single) <i>1/bag, 10/carton</i>
FDUSP6	ODF Spool – 6-pack with labels <i>Includes corresponding enclosure door labels (not illustrated) for 11 x 4RU enclosures</i>
FDFMX5KITBL	Cable Breakout Box <i>Complete with 12' x 2' (610mm) protection tubes. Tubing provides bend radii protection and high crush resistance for cables and/or cable sub-elements as they are transported to a fiber enclosure.</i>
FM5PPBLF4.0-12	Protection tubes, 4' (1.2m) x 12 off Inside diameter 3.1mm
FM5PPBLF8.0-12	Protection tubes, 8' (2.4m) x 12 off Inside diameter 3.1mm
FOBKF144YM1 FOBKF288YM1	Fiber Optic Breakout Kit, Flat, 144F, Singlemode, 1m Fiber Optic Breakout Kit, Flat, 288F, Singlemode, 1m
FDFSPLKITBL	Slack Spool Kit <i>Manage excess fiber trunk length</i>

Patch Cords – Uniboot LC Duplex, 2 Fiber, 2.0mm Round Jacket



Part Number	Description
F92RPU1U1ONM004	OS2, LC-LC (Uniboot) OPT IL, 4m
F92RPU1U1ONM010	OS2, LC-LC (Uniboot) OPT IL, 10m
FZ2RPU1U1ONM004	OM4, LC-LC (Uniboot) OPT IL, 4m
FZ2RPU1U1NNM004	OM4, LC-LC (Uniboot) ULTRA IL, 4m
FS2RPU1U1NNM004	OM4+, LC-LC (Uniboot) ULTRA IL, 4m
FZ2RPU1U1ONM010	OM4, LC-LC (Uniboot) OPT IL, 10m
FZ2RPU1U1NNM010	OM4, LC-LC (Uniboot) ULTRA IL, 10m
FS2RPU1U1NNM010	OM4+, LC-LC (Uniboot) ULTRA IL, 10m

For more information about Opti-Core® LC Uniboot Pull-Boot Duplex Fiber Optic Patch Cords reference the specification sheet.

For extended range of patch cord styles and grades visit www.panduit.com.

QuickNet™ Fiber Trunk Cable Assemblies

Are you familiar with our QuickNet Fiber Trunk Cables Assemblies? Built with modular MPO connectivity, these cable assemblies allow for rapid deployment of high-density permanent links in a single assembly for data center applications requiring quick infrastructure deployment such as main, horizontal, and zone distribution areas. Trunk cable assemblies optimize cable routing requirements to ensure efficient use of pathway space and significantly reduce installation time and cost. [Click below to visit the online configurator.](#)



All trademarks, service marks, trade names, product names, and logos appearing in this document are the property of their respective owners.

©2022 Panduit Corp. ALL RIGHTS RESERVED.
FBCB58-SA-ENG 10/2022

Panduit Corp.
World Headquarters
Tinley Park, IL 60487

cs@panduit.com

US and Canada: 800.777.3300

Europe, Middle East, and Africa:

44.20.8601.7200

Latin America: 52.33.3777.6000

Asia Pacific: 65.6305.7575

www.panduit.com