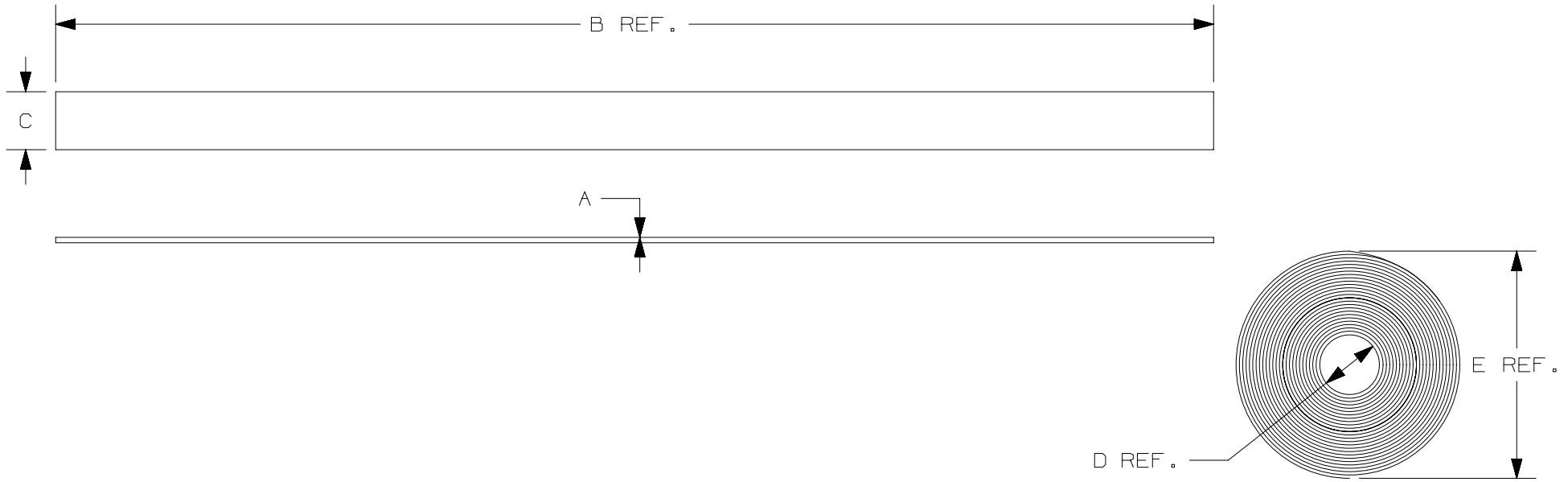



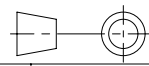
THIS COPY IS PROVIDED ON A RESTRICTED BASIS AND IS NOT TO BE USED IN ANY WAY DETRIMENTAL TO THE INTERESTS OF PANDUIT CORP.



PANDUIT PART NO.	DESCRIPTION	BUNDLE DIA.		A in (mm)	B ft (m)	C in (mm)	D in (mm)	E in (mm)	MIN. LOOP* TENSILE lbs. (N)
		MIN. in (mm)	MAX.						
TTR-20R0	20ft (6.1) ROLL	.625 (16)	VARIOUS	.035 (0.9)	20 (6.1)	.750 (19.1)	1.5 (38)	3.44 (87)	40 (178)
TTR-35RX0	35ft (10.7) ROLL				35 (10.7)			4.44 (113)	
TTR-35R3-0					75 (22.8)			6.06 (154)	
TTR-75R0	75ft (22.8) ROLL								

NOTES:

- * 1. MINIMUM 2" (50.8mm) OVERLAP REQUIRED TO ACHIEVE LOOP TENSILE RATING.
- 2. COLOR: BLACK
- 3. A MAXIMUM OF ONE SPLICE PER ROLL IS ACCEPTABLE. SPLICE TO BE A 2" OVERLAP OF MATERIAL.

TITLE		TAK-TAPE ROLLS TTR SERIES	
CUSTOMER DRAWING			
ITEM REVISION NAME	F00555BD/00		
DATASET FILE NAME	F00555BD_DC/00D		
UNLESS OTHERWISE SPECIFIED, DIMENSIONAL TOLERANCES ARE: IN (mm)		MATERIAL:	
.x ± .1 [2.54]	.xxx ± .030 [.127]	HOOKS: POLYETHYLENE OR NYLON	
.xx ± .01 [.25]	ANGLES ±	LOOPS: NYLON 	
		DRAWING NUMBER:	
THIRD ANGLE PROJECTION		00555BD-01	
DRAWN BY	DATE	CHK	SCALE
JSP	1/5/17	DWW	NONE
SHT 1 OF 1			SIZE
			A

REV	DATE	BY	CHK	APR	DESCRIPTION	ECN
00D	01-14-19	SAT	DWW	ML	C. REMOVED APPROXIMATE WEIGHT COLUMN. D. UPDATED MATERIAL. REMOVED PREVIOUS REVISION HISTORY FOR CLARITY	00555BD-01