



Features

Use: Indoor
 Type of installation: RECESSED INTO PLASTERBOARD
 Emission: DIRECT
 Optics: SPOT
 Beam: 36°
 Colour: BLACK
 Dimming: WITH ACCESSORY
 Emergency: WITH ACCESSORY
 A: Ø50mm
 H: 85mm
 D: 45mm
 Warranty: 5 years
 Weight: 0.17kg

Tech data

Luminaire luminous flux: 568lm
 Luminous flux in emergency: 1h: 63% / 3h: 25%
 IP: 20
 Insulation class: III
 Supply voltage: DC 350 mA
 UGR: <19
 SELV: No

Source

Light source: LED
 Source power: 7W
 Source luminous flux: 662lm
 Colour temperature: 3000K
 CRI: >90
 LED lifespan: 30000h L70 B20

Compliance

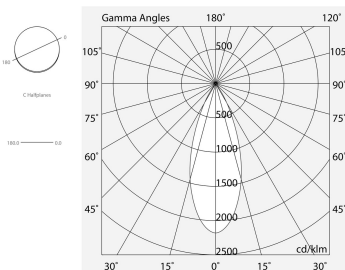
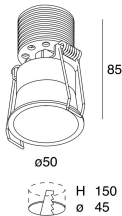
CEI EN 60598-1:2015 + A11:2009. IEC 60598-2:2015 2-1, 2-2

Standards

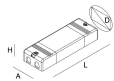
Photobiological risk: RISK GROUP 1 Certified fixture in RISK GROUP 1 (Low Risk)-The fixture does not pose a hazard due to normal behavioral limitations on exposure - in accordance with CEI EN 62471:2010-01, IEC TR 62778:2014.

CAM edilizia: The product complies with the requirements for public buildings, ministerial decree of 23rd June 2022 n.256.

[View more product info](#)

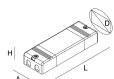


ELECTRICAL ACCESSORIES



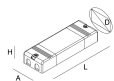
ALIM. LED 15W 350MA/2-42V

101330.99



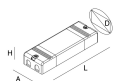
ALIM. LED MAX 10W 350MA

103606.99



ALIM. LED MAX 18W 350MA

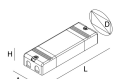
101326.99



ALIM. LED MAX 15W 350MA

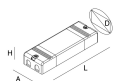
101310.99

DIMMABLE ACCESSORIES



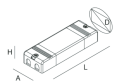
ALIM. LED 25W 350MA/2-50V DALI/PUSH

101333.99



ALIM. MAX.16W/350MA DALI/PUSH/0-10/1-10

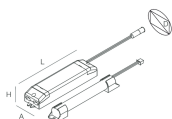
103605.99



ALIM. LED MAX 10W 350MA DALI PUSH

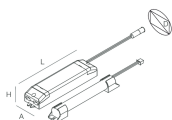
101315.99

EMERGENCY ACCESSORIES



KIT EMERGENZA 3H 10V-54V

18005.99



KIT EMERGENZA 1H 10V-54V

18004.99