


PRODUCT-DETAILS

S803N-B63

S803N-B63 High Performance MCB



Informations générales

| | |
|------------------------------|--------------------------------|
| Extension du type de produit | S803N-B63 |
| Code de produit | 2CCS893001R0635 |
| EAN | 7612271204129 |
| Description courte | S803N-B63 High Performance MCB |

| | |
|--------------------|--|
| Description longue | <p>The S803N-B63 is a 3-pole High Performance Circuit breaker with B-characteristic, with cage terminal and a rated current of 63 A. It is a current limiting device with a maximum breaking capacity of 36kA at 240/415V. It can be used for voltages up to 400/690V and in DC as well. It has two different tripping mechanisms, the thermal tripping mechanism for overload protection and the electromechanic tripping mechanism for short circuit protection. The S803N-B63 complies with IEC/EN 60898-1 and IEC/EN 60947-2 and allows the use for residential, commercial and industrial applications. It has numerous of approvals, therefore it can be used worldwide. The extensive range of accessory makes the use of S803N-B63 more comfortable. Due to the fast arc extinction of S803N-B63 your application will be secured.</p> |
|--------------------|--|

Technique

| | |
|----------------------------|--|
| Normes et standards | IEC/EN 60947-2, IEC/EN 60898-1 |
| Tripping Characteristic | B |
| Type of Residual Current | standard version |
| Tension nominale (U_r) | acc. to IEC 60947-2 690 V AC acc. to IEC 60947-2 375 V DC |

| | |
|---|--|
| | acc. to IEC 60898-1 400 V AC |
| Tension | acc. to IEC 60898-1 400 V |
| Operational Voltage | Maximum 230/400 V AC Minimum 12 V AC |
| Tension assignée d'isolement (U_i) | acc. to IEC/EN 60664-1 690 V |
| Tension assignée de tenue aux chocs (U_{imp}) | 8 kV |
| Type de tension | AC/DC |
| Courant nominal (I_n) | 63 A |
| Courant nominal de fonctionnement (I_g) | 63 A |
| Rated Short-Circuit Capacity | (230 V) 20 kA (400 V) 20 kA |
| Pouvoir assigné de coupure ultime en court-circuit (I_{cu}) | (690 V) 36 kA (690 V) 415V 4.5 kA |
| Rated Conditional Short-Circuit Current (I_{nc}) | (230 V) 36 kA (400 V) 36 kA |
| Pouvoir assigné de coupure de service en court-circuit (I_{cs}) | (240 / 415 V AC) 30 kA (254 / 440 V AC) 15 kA (400 / 690 V AC) 3 kA (125 V DC) 20 kA |
| Fréquence (f) | 50 ... 60 Hz |
| Fréquence assignée (f) | 50/60 Hz |
| Power Loss | 19.2 W at Rated Operating Conditions per Pole 6.4 W |
| Contact Position Indication | ON / OFF / TRIP |
| Classe de limitation d'énergie | 3 |
| Electrical Endurance | 6000 cycle |
| Mechanical Endurance | 4000 cycle |
| Number of Protected Poles | 3 |
| Nombre de pôles | 3 |
| Catégorie de Surtension | IV |
| Couple de serrage | 3.5 N·m 31 in·lb |
| Type de libération | B |
| Actuator Marking | I / O |
| Qualité du matériau | Insulation group I, RAL 7035 |
| Montage sur rail DIN | TH35-15 (35 x 15 mm Mounting Rail) acc. to IEC 60715 TH35-7.5 (35 x 7.5 mm Mounting Rail) acc. to IEC 60715 |
| Type d'encastrement | Any |
| Recommended Screw Driver | Pozidriv 2 |
| Accessories Available | Oui |
| Remarques | Connection from top and bottom Connecting with CU only IP40 in enclosure with cover Cage terminal with captive screw |
| Connecting Capacity | Flexible 0 ... 50 mm ² Rigid 0 ... 70 mm ² |

Type de borne

Screw Terminals

Environnement

| | |
|--|---|
| Température extérieure | -25...60 °C |
| Température de l'air ambiant | Operation -25 ... 60 °C |
| Reference Ambient Air Temperature | acc. to IEC60947-2 30 °C acc. to EN60898-1 30 °C |
| Indice de protection | IP20 |
| Degré de pollution | 3 |
| Resistance to Vibrations acc. to IEC 60068-2-6 | 2 - 13.2 Hz / 1mm 13.2 - 100Hz / 0.7g with load 100% x le |
| Résistance aux chocs selon CEI 60068-2-27 | 5 g 30 ms |
| Statut RoHS | Following EU Directive 2011/65/EU |
| Informations RoHS | 9AKK107680A3903 2CCC005083D0202 |
| Informations environnementales | 2CCY413207D0203 |
| Conflict Minerals Reporting Template (CMRT) | 9AKK108468A3363 |

Dimensions

| | |
|---|-----------------|
| Width in Number of Modular Spacings | 4.5 |
| Produit Largeur Net | 81 mm |
| Produit Hauteur Net | 95 mm |
| Produit Longueur Net | 82.5 mm |
| Poids net | 735 g |
| Taille | 3 modules |
| Profondeur d'encastrement (t ₂) | 82.5 mm |
| Schéma dimensionnel | 2CCC413003C0201 |

Commande

| | |
|---------------------------|-------------|
| Emballage Niveau 1 Unités | box 1 pièce |
| Emballage Niveau 1 Poids | 770 g |

Certificats et Déclarations (Numéro de document)

| | |
|--------------------------------|-----------------|
| Déclaration de Conformité - CE | 2CCC005083D0202 |
|--------------------------------|-----------------|

Installation

Instructions et manuels

2CCC413016M0008

Downloads Préférés

Fiche produit, informations techniques



2CCC413003C0208

Classifications

| | |
|--------------------------------|--|
| ETIM 8 | EC000042 - Miniature circuit breaker (MCB) |
| ETIM 9 | EC000042 - Miniature circuit breaker (MCB) |
| Catégorie DEEE | 5. Small Equipment (No External Dimension More Than 50 cm) |
| WEEE B2C / B2B | Business To Business |
| CN8 | 85362020 |
| eClass | V11.0 : 27141901 |
| Code de classification d'objet | F |

Catégories

Produits basse tension → Appareillage modulaire et parafoudres → High Performance Circuit Breakers HPCBs → Disjoncteurs ≤125A S800/S500



360