



# Product Environmental Profile

ClimaSys CU



# Product Environmental Profile – PEP

## Product overview

The main purpose of the **ClimaSys CU - NSYCU2K** product range is to provide a proper temperature to an enclosure with electrical, electronical or mechanical equipment in harshest environnements, where the temperature can reach up to 55°C, preventing against hot spots.

This range consists of: cooling units single phased, two-phased or three-phased with alarm system for any operational anomaly and possibility of connecting a door switch. All the units are provided with electronical thermostats. The units ensure and keep IP55 protection degree for side mounting and IP54 for roof mounting.

Range dimensions are between 300 W (525 x 340 x 135 mm) and 15150 W (800 x 2000 x 550 mm) for side mounting units, between 410 W (486 x 264 x 259 mm) and 3850 W (797 x 496 x 492 mm) for roof mounting units, between 1100 W (495 x 1696 x 195 mm) and 3200 W (495 x 1696 x 235 mm) for slim side mounting units and between 380 W (285 x 460 x 180 mm) and 3850 W (500 x 1270 x 336 mm) for outdoor side mounting units

These cooling units have different accessories as synthetics and metallics filters, canopies for better IP protection, retrofit plates for substituting old product by new product and deflectors for guiding the air flow.

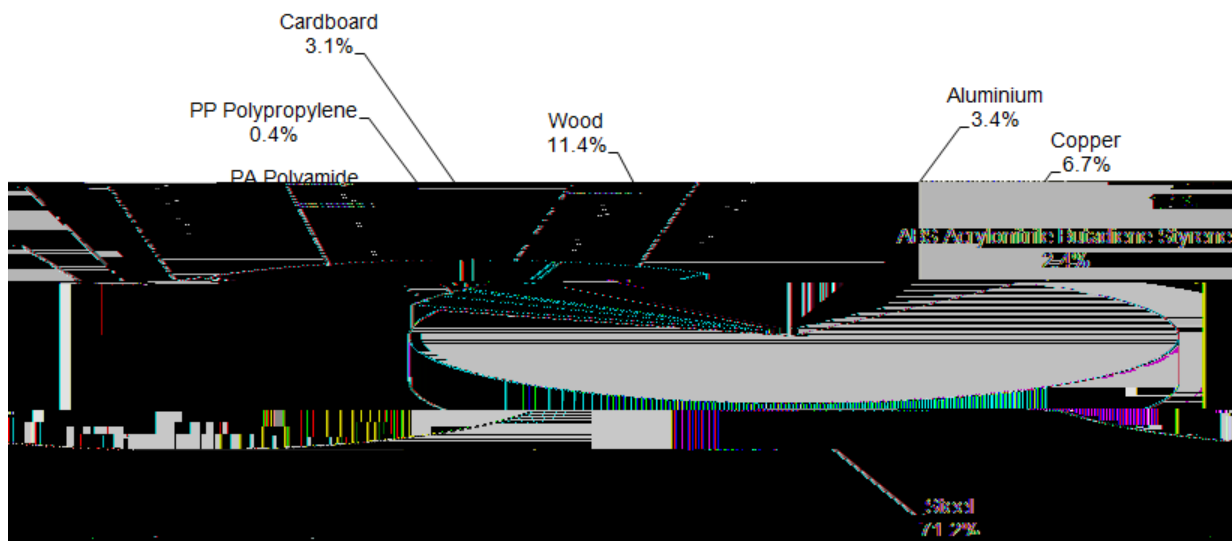
The representative product used for the analysis is **NSYCU2K** with dimension 405 x 999 x 237 mm (side mounting).

The environmental impacts of this referenced product are representative of the impacts of the other products of the range which are developed with a similar technology.

The environmental analysis was performed in conformity with ISO 14040.

## Constituent materials

The mass of the product range is from 17000 g and 240000 g including packaging. It is **52000 g** for the **NSYCU2K**. The constituent materials are distributed as follows:



## Substance assessment

Products of this range are designed in conformity with the requirements of the European RoHS Directive 2011/65/EU and do not contain, or only contain in the authorised proportions, lead, mercury, cadmium, hexavalent chromium or flame retardants (polybrominated biphenyls - PBB, polybrominated diphenyl ethers - PBDE) as mentioned in the Directive

Details of ROHS and REACH substances information are available on the Schneider-Electric [Green Premium website](http://www2.schneider-electric.com/sites/corporate/en/products-services/green-premium/green-premium.page) . (<http://www2.schneider-electric.com/sites/corporate/en/products-services/green-premium/green-premium.page> )

## Manufacturing

The **ClimaSys CU - NSYCU2K** product range is manufactured at a production site which complies with the regulations governing industrial sites.

# Product Environmental Profile – PEP

## Distribution

The weight and volume of the packaging have been optimized, based on the European Union's packaging directive.

The **NSYCU2K** (405 x 999 x 237 mm) packaging weight is **7097 g**. It consists of Cardboard (Corrugated) (1520 g) and Wood (Plain, for pallet) (5577 g).

The weight of recycled materials used is 20% of total packaging mass.

The product distribution flows have been optimised by setting up local distribution centres close to the market area.

## Use

The products of the **ClimaSys CU - NSYCU2K** product range do not generate environmental pollution (noise, emissions) requiring special precautionary measures in standard use.

The electrical power consumption depends on the conditions under which the product is implemented and used. The electrical power consumed by the ClimaSys CU range is between 230W and 7760W. It is 1080W (40% of the time) in active mode and 150W (60% of the time) in standby mode for the referenced **NSYCU2K**.

The product range requires special maintenance operations as to control and cleaning of heat exchange coil (external side) and to check the fans (they must not overheat or vibrate excessively).

## End of life

At end of life, the products in the **ClimaSys CU - NSYCU2K** product range have been optimized to decrease the amount of waste and allow recovery of the product components and materials.

This product range contains refrigerant gas that should be separated from the stream of waste so as to optimize end-of-life treatment by special treatments. The location of these components and other recommendations are given in the End of Life Instruction document which is available for this product range on the Schneider-Electric Green Premium website [Green Premium website](http://www2.schneider-electric.com/sites/corporate/en/products-services/green-premium/green-premium.page) (<http://www2.schneider-electric.com/sites/corporate/en/products-services/green-premium/green-premium.page>).

The recyclability potential of the products has been evaluated using the "ECO DEEE recyclability and recoverability calculation method" (version V1, 20 Sep. 2008 presented to the French Agency for Environment and Energy Management: ADEME).

According to this method, the potential recyclability ratio without packaging is: 94.87%.

As described in the recyclability calculation method this ratio includes only metals and plastics which have proven industrial recycling processes.

## Environmental impacts

Life cycle assessment has been performed on the following life cycle phases: Materials and Manufacturing (M), Distribution (D), Installation (I) Use (U), and End of life (E).

Modelling hypothesis and method:

- The calculation was performed on **NSYCU2K**.
- Product packaging is included.
- Installation components: no special components included.
- Scenario for the Use phase: this product range is included in the category Energy consuming product. Assumed service lifetime is **10 years** and use scenario is consumed power **1080 W** and **40%** service uptime (based on the real using data).
- The geographical representative area for the assessment is **Europe** and the electrical power model used for calculation is **European** model.
- End of life impacts are based on a worst case transport distance to the recycling plant (1000km)

# Product Environmental Profile – PEP

## Presentation of the product environmental impacts

Environmental indicators	Unit	ClimaSys CU - NSYCU2K					
		S = M + D + I + U + E	M	D	I	U	E
Air Acidification (AA for PEP)	kg H+ eq	3.59E+00	3.38E-02	1.09E-03	0.00E+00	3.55E+00	6.99E-03
Air toxicity (AT for PEP)	m <sup>3</sup>	4.46E+09	6.50E+07	1.62E+06	0.00E+00	4.38E+09	1.04E+07
Energy Depletion (ED for PEP)	MJ	5.27E+05	2.62E+03	8.29E+01	0.00E+00	5.23E+05	5.02E+02
Global Warming Potential (GWP for PEP)	kg CO <sub>2</sub> eq.	2.66E+04	1.86E+02	5.88E+00	0.00E+00	2.64E+04	3.56E+01
Hazardous Waste Production (HWP for PEP)	kg	4.49E+02	1.06E+01	7.28E-06	0.00E+00	4.38E+02	4.41E-05
Ozone Depletion Potential (ODP for PEP)	kg CFC-11 eq.	1.45E-03	1.49E-05	1.11E-08	0.00E+00	1.44E-03	6.74E-08
Photochemical Ozone Creation Potential (POCP for PEP)	kg C <sub>2</sub> H <sub>4</sub> eq.	9.30E+00	4.41E-02	1.31E-03	0.00E+00	9.24E+00	8.86E-03
Raw Material Depletion (RMD for PEP)	Y-1	9.06E-13	3.11E-13	1.20E-16	0.00E+00	5.95E-13	7.27E-16
Water Depletion (WD for PEP)	dm <sup>3</sup>	7.69E+04	1.23E+03	6.11E-01	0.00E+00	7.57E+04	3.70E+00
Water Eutrophication (WE for PEP)	kg PO <sub>4</sub> <sup>3-</sup> eq.	7.00E-02	7.78E-03	1.09E-05	0.00E+00	6.21E-02	6.61E-05
Water Toxicity (WT for PEP)	m <sup>3</sup>	7.65E+03	4.58E+01	2.51E+00	0.00E+00	7.59E+03	1.52E+01

Life cycle assessment has been performed with the EIME software (Environmental Impact and Management Explorer), version 5 and with its database version 2013-02

The **USE** phase is the life cycle phase which has the greatest impact on the majority of environmental indicators.

## System approach

As the products of the range are designed in accordance with the European RoHS Directive 2011/65/EU, they can be incorporated without any restriction in an assembly or an installation subject to this Directive.

Please note that the values given above are only valid within the context specified and cannot be used directly to draw up the environmental assessment of an installation.

## Glossary

<b>Air Acidification (AA)</b>	The acid substances present in the atmosphere are carried by rain. A high level of acidity in the rain can cause damage to forests. The contribution of acidification is calculated using the acidification potentials of the substances concerned and is expressed in mole equivalent of H <sup>+</sup> .
<b>Air Toxicity (AT)</b>	This indicator represents the air toxicity in a human environment. It takes into account the usually accepted concentrations for several gases in the air and the quantity of gas released over the life cycle. The indication given corresponds to the air volume needed to dilute these gases down to acceptable concentrations.
<b>Energy Depletion (ED)</b>	This indicator gives the quantity of energy consumed, whether it is from fossil, hydroelectric, nuclear or other sources. It takes into account the energy from the material produced during combustion. It is expressed in MJ.
<b>Global Warming (GW)</b>	The global warming of the planet is the result of the increase in the greenhouse effect due to the sunlight reflected by the earth's surface being absorbed by certain gases known as "greenhouse-effect" gases. The effect is quantified in gram equivalent of CO <sub>2</sub> .
<b>Hazardous Waste Production (HWP)</b>	This indicator quantifies the quantity of specially treated waste created during all the life cycle phases (manufacturing, distribution and utilization). For

### Schneider Electric Industries SAS

35, rue Joseph Monier  
CS 30323  
F- 92506 Rueil Malmaison Cedex  
RCS Nanterre 954 503 439  
Capital social 896 313 776 €

[www.schneider-electric.com](http://www.schneider-electric.com)