



# WLL80P-1GU2Y1DEZZZZ1Z1

WLL80

FIBER-OPTIC SENSORS

**SICK**  
Sensor Intelligence.



Illustration may differ



### Ordering information

Type	Part no.
WLL80P-1GU2Y1DEZZZZ1Z1	6076720

**Included in delivery:** BEF-WLL180 (1)

Other models and accessories → [www.sick.com/WLL80](http://www.sick.com/WLL80)

### Detailed technical data

#### Features

<b>Device type</b>	Fiber-optic sensors
<b>Device type detail</b>	Expansion unit
<b>Functional principle detail</b>	Depends on the fiber used
<b>Emitted beam</b>	
Light source	LED
Type of light	Visible red light
<b>Key LED figures</b>	
Normative reference	EN 62471:2008-09   IEC 62471:2006, modified
LED risk group marking	Free group
Wave length	660 nm
Average service life	100,000 h at T <sub>a</sub> = +25 °C
<b>Adjustment</b>	
Display + operating buttons	For configuring the sensor parameters
<b>Indication</b>	
LED green	Operating indicator Static on: power on
LED yellow 1	Status of switching output 1 Permanently on: Switching output 1 active Permanently off: Switching output 1 not active Flashing: Executing teach-in/teach-in error
LED yellow 2	Status of switching output 2 Permanently on: Switching output 2 active Permanently off: Switching output 2 not active Flashing: Executing teach-in/teach-in error
Display	For configuring the sensor parameters OLED display
<b>Items supplied</b>	BEF-WLL180 mounting bracket
<b>Display</b>	Display

## Safety-related parameters

<b>MTTF<sub>D</sub></b>	304.5 years
<b>DC<sub>avg</sub></b>	0%
<b>T<sub>M</sub> (mission time)</b>	20 years

## Communication interface

<b>Serial</b>	✓
---------------	---

## Electrical data

<b>Supply voltage U<sub>B</sub></b>	12 V DC ... 24 V DC <sup>1)</sup>
<b>Ripple</b>	± 10 %
<b>Current consumption</b>	≤ 50 mA
<b>Protection class</b>	III
<b>Digital output</b>	
Number	2 (individually adjustable)
Type	Push-pull: PNP/NPNPNPNPN: open collector <sup>2)</sup>
Signal voltage PNP HIGH/LOW	Approx. U <sub>B</sub> -2.5 V / 0 V
Signal voltage NPN HIGH/LOW	Approx. U <sub>B</sub> / < 2.5 V
Output current I <sub>max.</sub>	≤ 100 mA
Circuit protection outputs	Reverse polarity protected Overcurrent protected Short-circuit protected
Response time	≤ 16 μs, ≤ 70 μs, ≤ 250 μs, ≤ 500 μs, ≤ 1,000 μs, ≤ 2,000 μs, ≤ 8,000 μs <sup>3)</sup>
Switching frequency	31.2 kHz, 7.1 kHz, 2 kHz, 1 kHz, 500 Hz, 250 Hz, 62.5 Hz
Time functions	On delay, off delay, ON and OFF delay, Impulse (one shot), Switch-on delay and pulse, deactivated
Delay time	Adjustment via operating buttons / via gateway, 0 ms ... 30,000 ms
<b>Digital input</b>	
Number	1
<b>Pin/Wire assignment</b>	
Function of pin 4/black (BK)	Switching output, object present → Q1 output HIGH
Function of pin 2/white (WH)	Teach-in input
Function of pin 2/white (WH) – detail	The pin 2 function of the sensor can be configured
Pin 5 function/gray (GY)	Switching output, object present → Q <sub>L2</sub> output HIGH
Pin 5 function/gray (GY) – detail	The pin 5 function of the sensor can be configured

<sup>1)</sup> Limit values.

<sup>2)</sup> Selectable via menu.

<sup>3)</sup> In bus mode, the fastest response time is 22 μs.

## Mechanical data

<b>Housing</b>	Rectangular
<b>Dimensions (W x H x D)</b>	10.5 mm x 33.2 mm x 79.9 mm
<b>Connection</b>	Cable, 3-wire, 2 m
<b>Connection detail</b>	
Deep-freeze property	Do not bend below 0 °C

	Conductor size	0.18 mm <sup>2</sup>
	Cable diameter	Ø 4 mm
	Length of cable (L)	2 m
<b>Material</b>	Housing	Plastic, PC
	Cable	Plastic PVC
<b>Weight</b>		Approx. 72 g

### Ambient data

<b>Enclosure rating</b>	IP54 (EN 60529)
<b>Ambient operating temperature</b>	-25 °C ... +55 °C <sup>1)</sup>
<b>Ambient temperature, storage</b>	-40 °C ... +70 °C
<b>Typ. Ambient light immunity</b>	Artificial light: ≤ 3,000 lx Sunlight: ≤ 10,000 lx
<b>Shock resistance</b>	50 g, 11 ms (3 positive and 3 negative shocks along X, Y, Z axes, 18 total shocks (EN60068-2-27))
<b>Vibration resistance</b>	10 Hz ... 55 Hz (Amplitude 1 mm, 3 x 30 min (EN60068-2-6))
<b>Air humidity</b>	35 % ... 85 %, Relative humidity (no condensation)
<b>Electromagnetic compatibility (EMC)</b>	EN 60947-5-2

<sup>1)</sup> In bus mode, the temperature range is restricted (I<sub>max</sub> 20 mA): -25 °C ... +45 °C.

### Smart Task

<b>Timer function</b>	Deactivated On delay Off delay ON and OFF delay Impulse (one shot) Switch-on delay and pulse
<b>Inverter</b>	Yes

### Diagnosis

<b>Quality of run</b>	Yes
-----------------------	-----

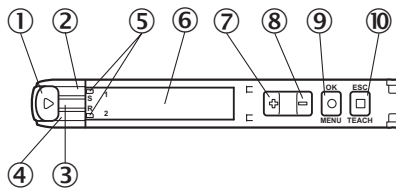
### Classifications

<b>ECLASS 5.0</b>	27270905
<b>ECLASS 5.1.4</b>	27270905
<b>ECLASS 6.0</b>	27270905
<b>ECLASS 6.2</b>	27270905
<b>ECLASS 7.0</b>	27270905
<b>ECLASS 8.0</b>	27270905
<b>ECLASS 8.1</b>	27270905
<b>ECLASS 9.0</b>	27270905
<b>ECLASS 10.0</b>	27270905
<b>ECLASS 11.0</b>	27270905
<b>ECLASS 12.0</b>	27270905
<b>ETIM 5.0</b>	EC002651
<b>ETIM 6.0</b>	EC002651

<b>ETIM 7.0</b>	EC002651
<b>ETIM 8.0</b>	EC002651
<b>UNSPSC 16.0901</b>	39121528

## Adjustments

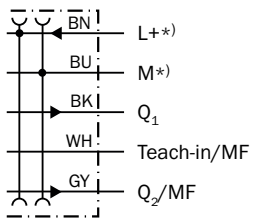
Display and adjustment elements



- ① Fiber optic interlock
- ② LED yellow 1
- ③ LED green
- ④ LED yellow 2
- ⑤ Indicator for correctly inserted fibers
- ⑥ Display
- ⑦ (+) button
- ⑧ (-) button
- ⑨ Menu/OK pushbutton
- ⑩ Teach-in/escape pushbutton

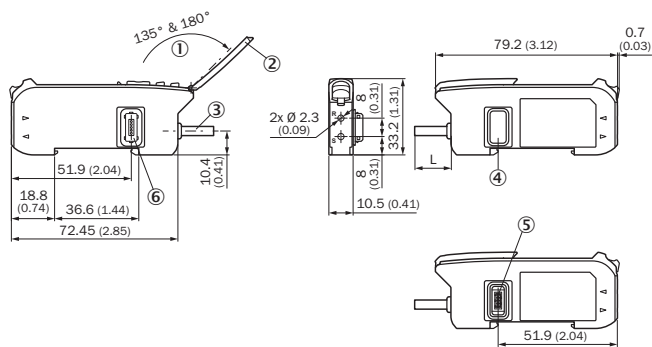
## Connection diagram

Cd-532



\*) Only base unit



### Dimensional drawing (Dimensions in mm (inch))



- ① Aperture angle
- ② Hinged cover for the pushbuttons
- ③ Connection
- ④ Side cover
- ⑤ Female connector for bus module
- ⑥ Male connector for bus module

### Recommended accessories

Other models and accessories → [www.sick.com/WLL80](http://www.sick.com/WLL80)

	Brief description	Type	Part no.
<b>Fieldbus modules</b>			
	EtherCAT coupler for WLL180T, KTL180 and AOD1. Features: EtherCAT; transmission rates of up to 100 Mbaud; M12 EtherCAT connection; M8 voltage supply connection, 4-pin; full read/write functionality for the process and service data of the connected sensors. See operating instructions for additional information and technical details	WI180C-EC	6068089
	PROFINET coupler for WLL180T, KTL180 and AOD1. Features: PROFINET IRT; transmission rates 10 Mbaud – 100 Mbaud; M12 PROFINET connection; M8 voltage supply connection, 4-pin; full read/write functionality for the process and service data of the connected sensors. See operating instructions for additional information and technical details	WI180C-PN	6068088
	IO-Link Smart Sensor Gateway for WLL180T, KTL180 and AOD1; Features: IO-Link; COM3; M8 connection, 4-pin; full read/write functionality for the process and service data of the connected sensors. See operating instructions for additional information and technical details	WI180C-IOA00	6071650
<b>Fibers</b>			
	LL3-DB01	LL3-DB01	5308074
	LL3-DT01	LL3-DT01	5308076

## SICK AT A GLANCE

SICK is one of the leading manufacturers of intelligent sensors and sensor solutions for industrial applications. A unique range of products and services creates the perfect basis for controlling processes securely and efficiently, protecting individuals from accidents and preventing damage to the environment.

We have extensive experience in a wide range of industries and understand their processes and requirements. With intelligent sensors, we can deliver exactly what our customers need. In application centers in Europe, Asia and North America, system solutions are tested and optimized in accordance with customer specifications. All this makes us a reliable supplier and development partner.

Comprehensive services complete our offering: SICK LifeTime Services provide support throughout the machine life cycle and ensure safety and productivity.

For us, that is “Sensor Intelligence.”

## WORLDWIDE PRESENCE:

Contacts and other locations –[www.sick.com](http://www.sick.com)