



AGM LEAD ACID BATTERY

G 12V-70Ah



MAIN INFORMATION / INFORMATIONS GÉNÉRALES

BRAND / MARQUE	NX
TECHNOLOGY / TECHNOLOGIE	Gel Lead Acid
NOMINAL VOLTAGE / TENSION NOMINALE	12V
NOMINAL CAPACITY / CAPACITÉ NOMINALE	70Ah (20hr)
DIMENSIONS (± 2 mm) / DIMENSIONS (± 2 mm)	
• Length / Longueur	259 ± 3mm (10.2 inches)
• Width / Largeur	168 ± 2mm (6.61 inches)
• Height / Hauteur	208 ± 3mm (8.19 inches)
• Total height with terminals / Hauteur totale (avec cosSES)	214 ± 3mm (8.43 inches)
WEIGHT (± 2 %) / POIDS (± 2 %)	Approx 23kg (50.7lbs)
TERMINAL / TYPE DE COSSES	T14
CASING / TYPE DE BAC	UL94 HB (Standard ABS)
COLOR / COULEUR DE BAC	Grey top and white case

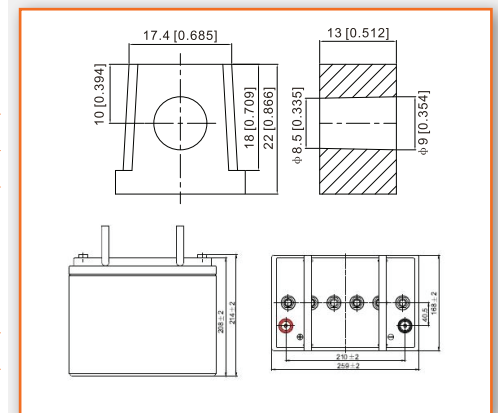


TECHNICAL INFORMATION / INFORMATIONS TECHNIQUES

CAPACITY / CAPACITÉ	70.0Ah / 3.50A (20hr, 1.80V/cell, 25°C/77°F) 65.1Ah / 6.51A (10hr, 1.75V/cell, 25°C/77°F) 56.0Ah / 11.2A (5hr, 1.75V/cell, 25°C/77°F) 48.6Ah / 16.2A (3hr, 1.75V/cell, 25°C/77°F) 38.5Ah / 38.5A (1hr, 1.67V/cell, 25°C/77°F)
DISCHARGE CURRENT / COURANT DE DÉCHARGE	700A (5s)
INTERNAL RESISTANCE / RÉSISTANCE INTERNE	Approx 7.9mΩ
OPERATING TEMPERATURE RANGE / PLAGES DE TEMPÉRATURE	
• Discharging / Décharge	-15°~50°C (5 ~122°F)
• Charging / Charge	0°~40°C (32 ~104°F)
• Storage / Stockage	-15°~40°C (5 ~104°F)
NOMINAL OPERATING TEMPERATURE / TEMPÉRATURE D'UTILISATION	25 ± 3°C (77 ± 5°F)
CAPACITY VS TEMPERATURE / CAPACITÉ SELON LA TEMPÉRATURE	40°C (104°F) 103% 25°C (77°F) 100% 0°C (32°F) 86%


T14 / Terminal

Unité : mm / Unit: inches



APPLICATIONS

- Telecommunications / Télécoms
- Solar system / Système d'énergie solaire
- Wind power system / Système d'énergie éolienne
- Engine starting / Démarrage
- Wheelchair / Fauteuil roulant
- Cleaning machines / Autolaveuses
- Golf trolley / Chariots de golf
- Boats / Bateaux



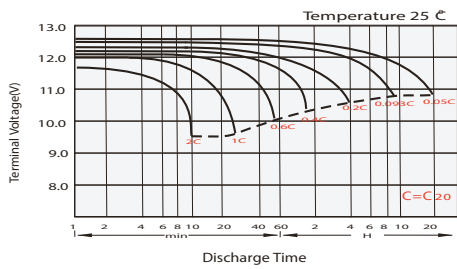
CONSTANT CURRENT DISCHARGE (AMPERES) AT 25°C
TABLE DE DÉCHARGE À COURANT ET PUISSANCE CONSTANTS (A) À 25°C

F.V/Temps	20min	30min	45min	1h	2h	3h	4h	5h	6h	7h	8h	9h	10h	20h
1.85V/cell	59.2	46.5	35.5	29.7	18.8	14.4	11.9	10.3	8.86	7.84	7.07	6.46	6.11	3.36
1.80V/cell	67.8	51.9	39.1	32.8	20.4	15.4	12.6	10.8	9.30	8.21	7.41	6.80	6.38	3.50
1.75V/cell	76.2	57.1	42.3	35.1	21.6	16.2	13.2	11.2	9.63	8.50	7.65	7.00	6.51	3.57
1.70V/cell	82.1	61.2	44.9	37.1	22.9	16.9	13.6	11.6	9.96	8.78	7.88	7.19	6.66	3.62
1.67V/cell	85.5	63.6	46.5	38.5	23.5	17.5	14.0	11.8	10.1	8.91	8.00	7.28	6.74	3.65
1.60V/cell	92.6	68.0	49.9	40.9	24.4	18.2	14.5	12.2	10.4	9.10	8.14	7.44	6.87	3.70

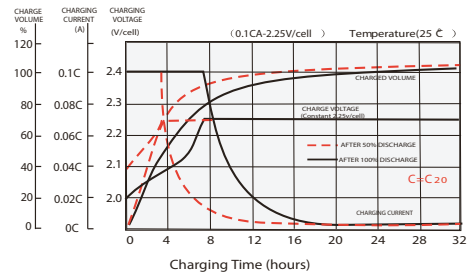
CONSTANT POWER DISCHARGE (WATTS) AT 25°C
DÉCHARGE À PUISSANCE CONSTANTE (WATTS) À 25°C

F.V/Temps	20min	30min	45min	1h	2h	3h	4h	5h	6h	7h	8h	9h	10h	20h
1.85V/cell	113.3	89.6	68.8	57.8	36.8	28.1	23.4	20.3	17.5	15.6	14.1	12.9	12.2	6.71
1.80V/cell	128.1	99.2	75.3	63.5	39.6	30.0	24.7	21.2	18.4	16.2	14.7	13.5	12.7	6.98
1.75V/cell	142.4	108.0	80.8	67.6	41.9	31.6	25.8	22.0	19.0	16.8	15.1	13.9	12.9	7.11
1.70V/cell	151.7	114.7	85.2	71.1	44.2	32.9	26.6	22.6	19.6	17.3	15.6	14.3	13.2	7.19
1.67V/cell	156.2	117.9	87.6	73.3	45.1	33.8	27.1	23.0	19.8	17.5	15.8	14.4	13.4	7.25
1.60V/cell	167.3	125.1	93.4	77.5	46.7	34.9	28.1	23.6	20.2	17.8	16.0	14.7	13.6	7.35

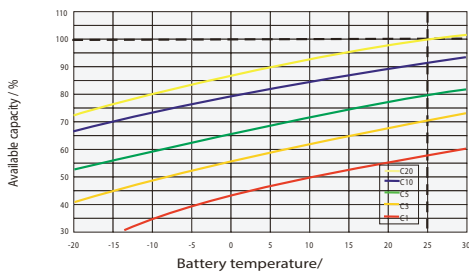
DISCHARGE CHARACTERISTICS
CARACTÉRISTIQUES DE DÉCHARGE



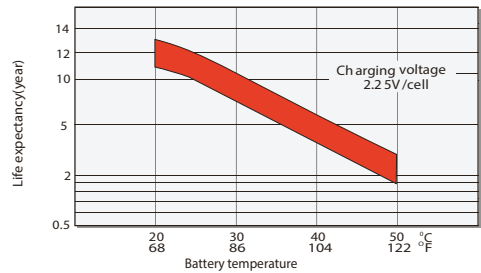
FLOAT CHARGING CHARACTERISTICS
CARACTÉRISTIQUES DE CHARGE EN FLOATING



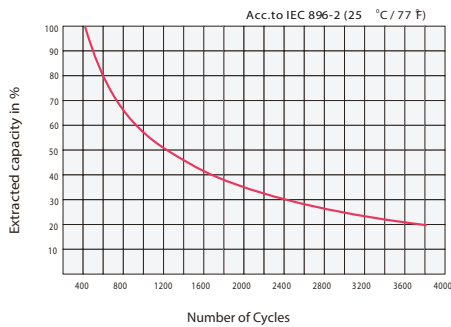
TEMPERATURE EFFECTS IN RELATION TO BATTERY CAPACITY
EFFET DE LA TEMPÉRATURE SUR LA BATTERIE



CYCLE LIFE IN RELATION TO DEPTH OF DISCHARGE
CYCLE DE VIE EN FONCTION DE LA PROFONDEUR DE LA DÉCHARGE



CYCLE LIFE IN RELATION TO DEPTH OF DISCHARGE
CYCLE DE VIE EN FONCTION DE LA PROFONDEUR DE LA DÉCHARGE



SELF DISCHARGE CHARACTERISTICS
RELATION ENTRE LA CAPACITÉ ET LE TEMPS DE STOCKAGE

