



Product designation	Power contactor		
Product type designation	BFK38		
Contact characteristics			
Number of poles	Nr.	3	
Rated insulation voltage U_i IEC/EN	V	690	
Rated impulse withstand voltage U_{imp}	kV	6	
Operational frequency	min	Hz	25
	max	Hz	400
IEC Conventional free air thermal current I_{th}	A	56	
Rated operational power AC-6b ($T \leq 40^\circ C$)	230V	kvar	17
	400V	kvar	30
	440...480V	kvar	33
	690V	kvar	36
Short-time allowable current for 10s (IEC/EN60947-1)	A	320	
Protection fuse	gG (IEC)	A	63
	Making capacity (RMS value)	A	380
Breaking capacity at voltage	440V	A	304
	500V	A	240
	690V	A	192
Resistance per pole (average value)	m Ω	2	
Power dissipation per pole (average value)	I_{th}	W	6
	Tightening torque for terminals	min	Nm
max		Nm	3
min		lbin	1.8
max		lbin	2.2
Tightening torque for coil terminal	min	Nm	0.8
	max	Nm	1
	min	lbin	0.59
	max	lbin	0.74
Max number of wires simultaneously connectable	Nr.	2	
Conductor section	AWG/Kcmil	max	6
	Flexible w/o lug conductor section	min	mm ² 2.5
max		mm ² 16	
Flexible c/w lug conductor section	min	mm ² 1	

		max	mm ²	10
Flexible with insulated spade lug conductor section				
		min	mm ²	1
		max	mm ²	10
Power terminal protection according to IEC/EN 60529				IP20 when properly wired
Mechanical features				
Operating position				
		normal allowable		Vertical plan ±30°
Fixing				Screw / DIN rail 35mm
Weight			g	400
Conductor section				
AWG/kcmil conductor section				
		max		6
Operations				
Mechanical life			cycles	20000000
Electrical life			cycles	1400000
Safety related data				
Performance level B10d according to EN/ISO 13489-1				
		rated load	cycles	400000
		mechanical load	cycles	20000000
EMC compatibility				yes
AC coil operating				
Rated AC voltage at 60Hz			V	120
AC operating voltage				
of 60Hz coil powered at 60Hz				
pick-up				
		min	%Us	80
		max	%Us	110
drop-out				
		min	%Us	20
		max	%Us	55
AC average coil consumption at 20°C				
of 60Hz coil powered at 60Hz				
		in-rush	VA	75
		holding	VA	9
Dissipation at holding ≤20°C 50Hz			W	2.5
Max cycles frequency				
Mechanical operation			cycles/h	3600
Operating times				
Average time for Us control				
in AC				
Closing NO				
		min	ms	8
		max	ms	24
Opening NO				
		min	ms	5
		max	ms	15
Closing NC				
		min	ms	9
		max	ms	20
UL technical data				

General USE

Contactor

AC current A 56

Ambient conditions

Temperature

Operating temperature

min °C -50
max °C 70

Storage temperature

min °C -60
max °C 80

Max altitude

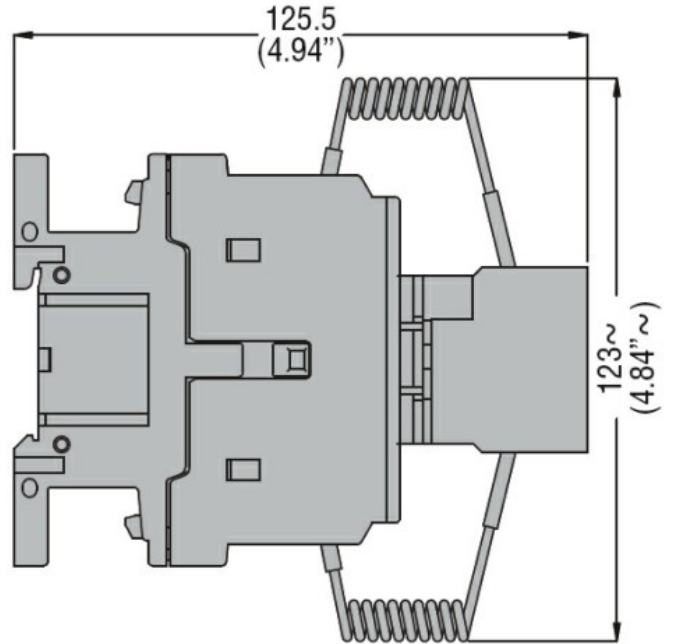
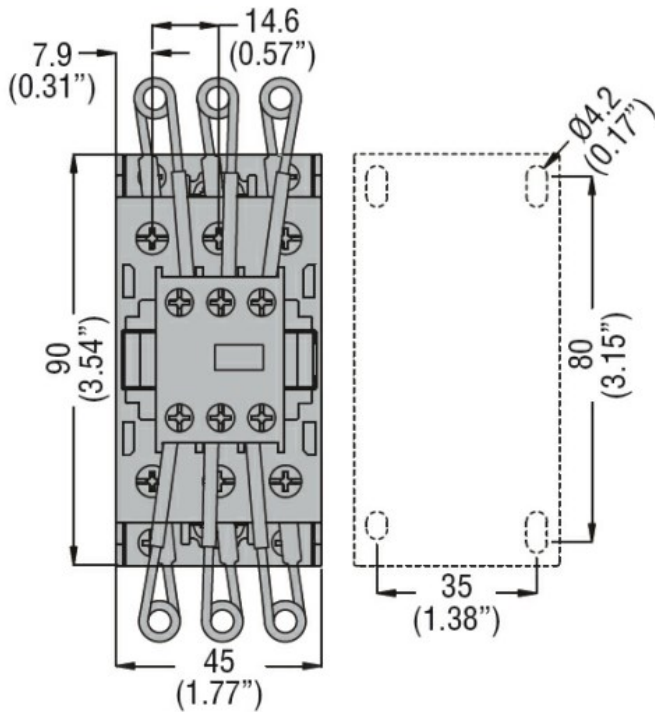
m 3000

Resistance & Protection

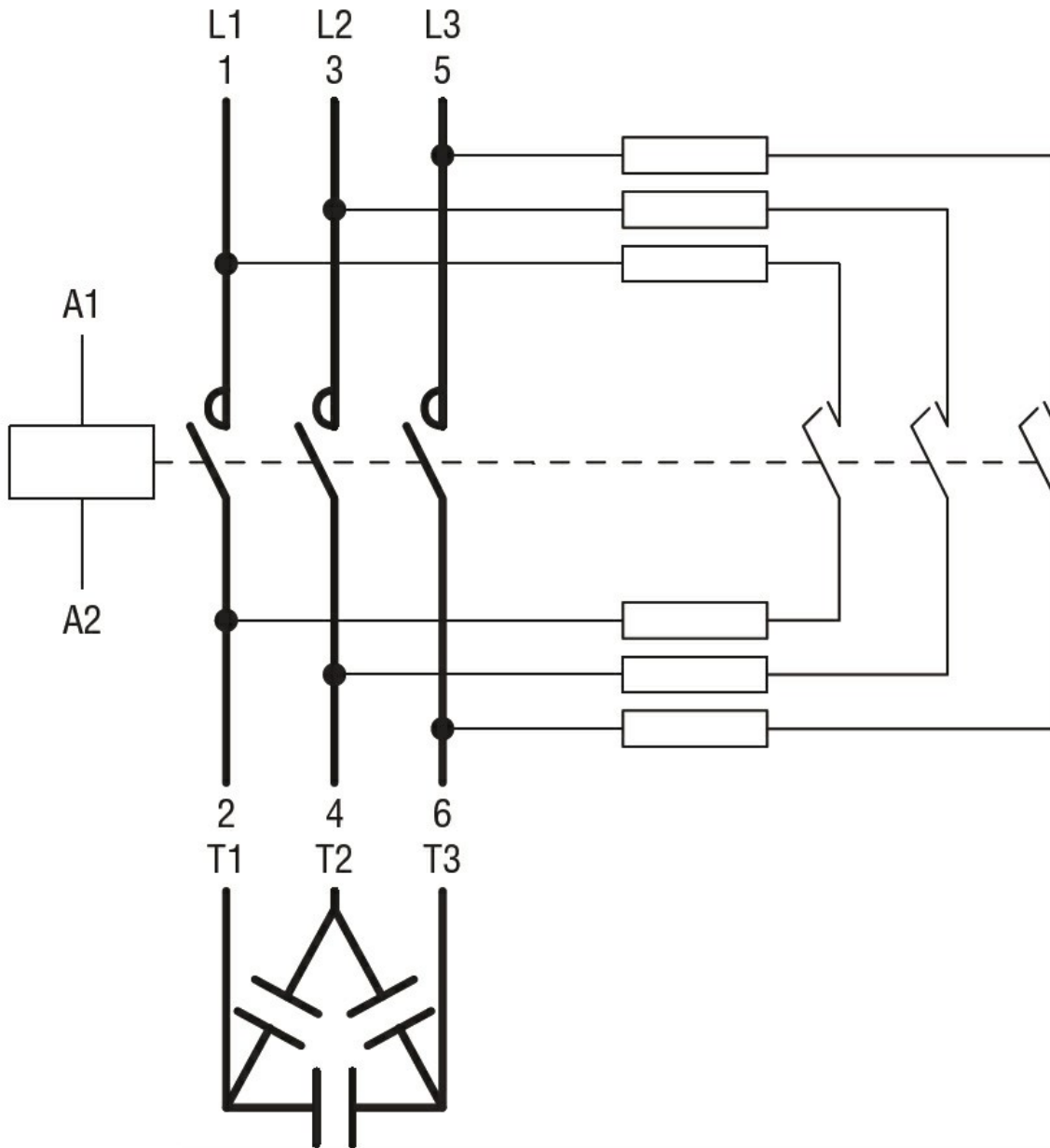
Pollution degree

3

Dimensions



Wiring diagrams



Certifications and compliance

Compliance

- CSA C22.2 n° 60947-1
- CSA C22.2 n° 60947-4-1
- IEC/EN/BS 60947-1
- IEC/EN/BS 60947-4-1
- UL 60947-1
- UL 60947-4-1

Certificates

- CCC
- cULus
- EAC

ETIM classification

ETIM 8.0

EC001079 -
Capacitor
contactor