



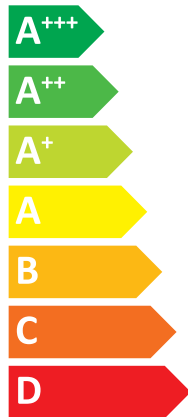

ENERG

енергия · ενεργεια

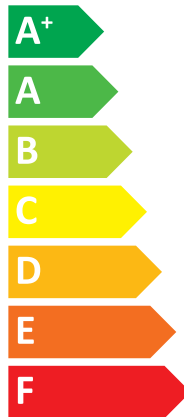


Indoor unit
Outdoor unit

E*ST20D-****D
PUZ-SWM100YAA



A++



A+

Two sound power level icons:

- Indoor unit: **41 dB**
- Outdoor unit: **58 dB**



Legend for power consumption:

- Dark blue square: 10 kW
- Medium blue square: **10 kW**
- Light blue square: 10 kW

2019

811/2013

DG79V341H05



PRODUCT FICHE

Mitsubishi Electric Erp Directive Related Product Information: erp.mitsubishielectric.eu/erp
Details and precautions on installation, maintenance and assembly can be found in the installation and/or operation manuals.
This information is based on EU regulation No 811/2013 and No 813/2013.

DG79A02MH01

Table 1: SPACE HEATER. Columns: Outdoor unit, Indoor unit, Medium-temperature application (3-25), For low-temperature application (4-25). Rows: PUZ-SWM60VAA, PUZ-SWM80VAA, PUZ-SWM80YAA, PUZ-SWM100VAA, PUZ-SWM100YAA, PUZ-SWM120VAA, PUZ-SWM120YAA, PUZ-SWM140VAA, PUZ-SWM140YAA, PUZ-SWM80VAA, PUZ-SWM80YAA, PUZ-SWM100VAA, PUZ-SWM100YAA, PUZ-SWM120VAA, PUZ-SWM120YAA, PUZ-SWM140VAA, PUZ-SWM140YAA.

Table 2: COMBINATION HEATER. Columns: Outdoor unit, Indoor unit, Medium-temperature application (3-25), For low-temperature application (4-25). Rows: PUZ-SWM60VAA, PUZ-SWM80VAA, PUZ-SWM80YAA, PUZ-SWM100VAA, PUZ-SWM100YAA, PUZ-SWM120VAA, PUZ-SWM120YAA, PUZ-SWM140VAA, PUZ-SWM140YAA, PUZ-SWM80VAA, PUZ-SWM80YAA, PUZ-SWM100VAA, PUZ-SWM100YAA, PUZ-SWM120VAA, PUZ-SWM120YAA, PUZ-SWM140VAA, PUZ-SWM140YAA.

PRODUCT INFORMATION / TECHNICAL DOCUMENTATION


Model(s):	Outdoor unit:	PUZ-SWM100YAA
	Indoor unit:	EHST20D-****D
Air-to-water heat pump:		yes
Water-to-water heat pump:		no
Brine-to-water heat pump:		no
Low-temperature heat pump:		no
Equipped with a supplementary heater:		yes
Heat pump combination heater:		yes
Parameters for		medium-temperature application.
Parameters for		average climate conditions.

Item	Symbol	Value	Unit	Item	Symbol	Value	Unit
Rated heat output (*)	Prated	10.0	kW	Seasonal space heating energy efficiency	η_s	132	%
Declared capacity for heating for part load at indoor temperature 20 ° C and outdoor temperature Tj				Declared coefficient of performance or primary energy ratio for part load at indoor temperature 20 ° C and outdoor temperature Tj			
Tj = - 7 ° C	Pdh	8.8	kW	Tj = - 7 ° C	COPd	2.15	-
Degradation co-efficient (**)	Cdh	1.00	-	Tj = + 2 ° C	COPd	3.33	-
Tj = + 2 ° C	Pdh	5.4	kW	Tj = + 7 ° C	COPd	4.39	-
Degradation co-efficient (**)	Cdh	0.99	-	Tj = +12 ° C	COPd	5.99	-
Tj = + 7 ° C	Pdh	4.8	kW	Tj = bivalent temperature	COPd	2.15	-
Degradation co-efficient (**)	Cdh	0.98	-	Tj = operation limit temperature (***)	COPd	1.70	-
Tj = +12 ° C	Pdh	2.9	kW	Operation limit temperature	TOL	-25	° C
Degradation co-efficient (**)	Cdh	0.96	-	Heating water operating limit temperature	WTOL	60	° C
Tj = bivalent temperature	Pdh	8.8	kW	Supplementary heater			
Tj = operation limit temperature (***)	Pdh	8.5	kW	Rated heat output (*)	Psup	1.5	kW
Bivalent temperature	Tbiv	-7	° C	Type of energy input	Electrical		
Reference design conditions for space heating	Tdesignh	-10	° C				
Power consumption in modes other than active mode							
Off mode	P _{OFF}	0.022	kW				
Thermostat-off mode	P _{TO}	0.022	kW				
Standby mode	P _{SB}	0.022	kW				
Crankcase heater mode	P _{CK}	0.000	kW				

Other items				Rated air flow rate, outdoors			
Capacity control	variable			-	2640	m ³ /h	
Sound power level, indoors/outdoors	L _{WA}	41 / 58	dBA				
Annual energy consumption	Q _{HE}	6141	kWh				

For heat pump combination heater:				Water heating energy efficiency			
Declared load profile	L			η_{wh}	134	%	
Daily electricity consumption	Q _{elec}	4.080	kWh				
Annual electricity consumption	AEC	898	kWh				

Contact details
 MITSUBISHI ELECTRIC AIR CONDITIONING SYSTEMS MANUFACTURING TURKEY JOINT STOCK COMPANY
 Manisa OSB 4.Kisim Kecilikoyosb Mah. Ahmet Nazif Zorlu Bulvari No:19 Yunusemre - Manisa, Turkey

The identification and signature of the person empowered to bind the supplier:

 Kenichi SAITO
 Manager, Quality Assurance Department
 TURKEY

· Details and precautions on installation, maintenance and assembly can be found in the installation and or operation manuals.
 · Details and precautions on recycling and/or disposal at end-of-life can be found in the installation and or operation manuals.
 (*) For heat pump space heaters and heat pump combination heaters, the rated heat output Prated is equal to the design load for heating Pdesignh, and the rated heat output of a supplementary heater Psup is equal to the supplementary capacity for heating sup(Tj).
 (**) If Cdh is not determined by measurement then the default degradation coefficient is Cdh = 0,9.
 (***) If the declared TOL is lower than the T designh of the considered climate then the outdoor dry bulb temperature Tj is equal to T designh.

PRODUCT INFORMATION / TECHNICAL DOCUMENTATION

Model(s):	Outdoor unit:	PUZ-SWM100YAA
	Indoor unit:	EHST20D-****D
Air-to-water heat pump:		yes
Water-to-water heat pump:		no
Brine-to-water heat pump:		no
Low-temperature heat pump:		no
Equipped with a supplementary heater:		yes
Heat pump combination heater:		yes
Parameters for		low-temperature application.
Parameters for		average climate conditions.

Item	Symbol	Value	Unit	Item	Symbol	Value	Unit
Rated heat output (*)	Prated	10.0	kW	Seasonal space heating energy efficiency	η_s	177	%
Declared capacity for heating for part load at indoor temperature 20 ° C and outdoor temperature Tj				Declared coefficient of performance or primary energy ratio for part load at indoor temperature 20 ° C and outdoor temperature Tj			
Tj = - 7 ° C	Pdh	8.8	kW	Tj = - 7 ° C	COPd	3.05	-
Degradation co-efficient (**)	Cdh	0.99	-	Tj = + 2 ° C	COPd	4.58	-
Tj = + 2 ° C	Pdh	5.4	kW	Tj = + 7 ° C	COPd	5.70	-
Degradation co-efficient (**)	Cdh	0.98	-	Tj = +12 ° C	COPd	6.61	-
Tj = + 7 ° C	Pdh	5.2	kW	Tj = bivalent temperature	COPd	3.05	-
Degradation co-efficient (**)	Cdh	0.98	-	Tj = operation limit temperature (***)	COPd	2.40	-
Tj = +12 ° C	Pdh	3.2	kW	Operation limit temperature	TOL	-25	° C
Degradation co-efficient (**)	Cdh	0.96	-	Heating water operating limit temperature	WTOL	60	° C
Tj = bivalent temperature	Pdh	8.8	kW	Supplementary heater			
Tj = operation limit temperature (***)	Pdh	9.0	kW	Rated heat output (*)	Psup	1.0	kW
Bivalent temperature	Tbiv	-7	° C	Type of energy input	Electrical		
Reference design conditions for space heating	Tdesignh	-10	° C	Power consumption in modes other than active mode			
Power consumption in modes other than active mode				Off mode			
Off mode	P _{OFF}	0.022	kW	Thermostat-off mode	P _{TO}	0.022	kW
Thermostat-off mode	P _{TO}	0.022	kW	Standby mode	P _{SB}	0.022	kW
Standby mode	P _{SB}	0.022	kW	Crankcase heater mode	P _{CK}	0.000	kW
Crankcase heater mode	P _{CK}	0.000	kW	Other items			
Capacity control				Rated air flow rate, outdoors			
variable				-			
Sound power level, indoors/outdoors				2640			
L _{WA}				m ³ /h			
41 / 58							
Annual energy consumption							
Q _{HE}							
4600							
kWh							
For heat pump combination heater:							
Declared load profile				Water heating energy efficiency			
L				η_{wh}			
Daily electricity consumption				134			
Q _{elec}				%			
4.080							
Annual electricity consumption							
AEC							
898							
kWh							

Other items							
Capacity control				Rated air flow rate, outdoors			
variable				-			
Sound power level, indoors/outdoors				2640			
L _{WA}				m ³ /h			
41 / 58							
Annual energy consumption							
Q _{HE}							
4600							
kWh							

For heat pump combination heater:							
Declared load profile				Water heating energy efficiency			
L				η_{wh}			
Daily electricity consumption				134			
Q _{elec}				%			
4.080							
Annual electricity consumption							
AEC							
898							
kWh							

Contact details

MITSUBISHI ELECTRIC AIR CONDITIONING SYSTEMS MANUFACTURING TURKEY JOINT STOCK COMPANY Manisa OSB 4.Kisim Kecilikoyosb Mah. Ahmet Nazif Zorlu Bulvari No:19 Yunusemre - Manisa, Turkey

The identification and signature of the person empowered to bind the supplier;

Kenichi SAITO

The signature is signed in the average climate / medium-temperature section. Manager, Quality Assurance Department

TURKEY

- Details and precautions on installation, maintenance and assembly can be found in the installation and or operation manuals.
 - Details and precautions on recycling and/or disposal at end-of-life can be found in the installation and or operation manuals.
- (*) For heat pump space heaters and heat pump combination heaters, the rated heat output Prated is equal to the design load for heating Pdesignh, and the rated heat output of a supplementary heater Psup is equal to the supplementary capacity for heating sup(Tj).
- (**) If Cdh is not determined by measurement then the default degradation coefficient is Cdh = 0,9.
- (***) If the declared TOL is lower than the T designh of the considered climate then the outdoor dry bulb temperature Tj is equal to T designh.

PRODUCT INFORMATION / TECHNICAL DOCUMENTATION

Model(s):	Outdoor unit:	PUZ-SWM100YAA
	Indoor unit:	EHST20D-****D
Air-to-water heat pump:		yes
Water-to-water heat pump:		no
Brine-to-water heat pump:		no
Low-temperature heat pump:		no
Equipped with a supplementary heater:		yes
Heat pump combination heater:		yes
Parameters for		medium-temperature application.
Parameters for		colder climate conditions.

Item	Symbol	Value	Unit	Item	Symbol	Value	Unit
Rated heat output (*)	Prated	10.0	kW	Seasonal space heating energy efficiency	η_s	109	%
Declared capacity for heating for part load at indoor temperature 20 ° C and outdoor temperature Tj				Declared coefficient of performance or primary energy ratio for part load at indoor temperature 20 ° C and outdoor temperature Tj			
Tj = - 7 ° C	Pdh	6.1	kW	Tj = - 7 ° C	COPd	2.52	-
Degradation co-efficient (**)	Cdh	0.99	-	Tj = + 2 ° C	COPd	3.45	-
Tj = + 2 ° C	Pdh	3.7	kW	Tj = + 7 ° C	COPd	4.55	-
Degradation co-efficient (**)	Cdh	0.98	-	Tj = +12 ° C	COPd	6.80	-
Tj = + 7 ° C	Pdh	3.8	kW	Tj = bivalent temperature	COPd	1.50	-
Degradation co-efficient (**)	Cdh	0.97	-	Tj = operation limit temperature (***)	COPd	1.40	-
Tj = +12 ° C	Pdh	4.4	kW	Tj = - 15 ° C (if TOL < - 20 ° C)	COPd	1.40	-
Degradation co-efficient (**)	Cdh	0.97	-	Operation limit temperature	TOL	-25	° C
Tj = bivalent temperature	Pdh	7.4	kW	Heating water operating limit temperature	WTOL	60	° C
Tj = operation limit temperature (***)	Pdh	6.0	kW	Supplementary heater			
Tj = - 15 ° C (if TOL < - 20 ° C)	Pdh	7.0	kW	Rated heat output (*)	Psup	4.0	kW
Bivalent temperature	Tbiv	-12	° C	Type of energy input	Electrical		
Reference design conditions for space heating	Tdesignh	-22	° C				
Power consumption in modes other than active mode							
Off mode	P _{OFF}	0.022	kW				
Thermostat-off mode	P _{TO}	0.022	kW				
Standby mode	P _{SB}	0.022	kW				
Crankcase heater mode	P _{CK}	0.000	kW				

Other items				Rated air flow rate, outdoors			
Capacity control	variable			-	2640	m ³ /h	
Sound power level, indoors/outdoors	L _{WA}	41 / 58	dBA				
Annual energy consumption	Q _{HE}	8840	kWh				

For heat pump combination heater:				Water heating energy efficiency			
Declared load profile	L			η_{wh}	109	%	
Daily electricity consumption	Q _{elec}	4.750	kWh				
Annual electricity consumption	AEC	1044	kWh				

Contact details

MITSUBISHI ELECTRIC AIR CONDITIONING SYSTEMS MANUFACTURING TURKEY JOINT STOCK COMPANY Manisa OSB 4.Kisim Kecilikoyosb Mah. Ahmet Nazif Zorlu Bulvarı No:19 Yunusemre - Manisa, Turkey

The identification and signature of the person empowered to bind the supplier;

Kenichi SAITO

The signature is signed in the average climate / medium-temperature section. Manager, Quality Assurance Department

TURKEY

· Details and precautions on installation, maintenance and assembly can be found in the installation and or operation manuals.

· Details and precautions on recycling and/or disposal at end-of-life can be found in the installation and or operation manuals.

(*) For heat pump space heaters and heat pump combination heaters, the rated heat output Prated is equal to the design load for heating Pdesignh, and the rated heat output of a supplementary heater Psup is equal to the supplementary capacity for heating sup(Tj).

(**) If Cdh is not determined by measurement then the default degradation coefficient is Cdh = 0.9.

(***) If the declared TOL is lower than the T designh of the considered climate then the outdoor dry bulb temperature Tj is equal to T designh.

PRODUCT INFORMATION / TECHNICAL DOCUMENTATION

Model(s):	Outdoor unit:	PUZ-SWM100YAA
	Indoor unit:	EHST20D-****D
Air-to-water heat pump:		yes
Water-to-water heat pump:		no
Brine-to-water heat pump:		no
Low-temperature heat pump:		no
Equipped with a supplementary heater:		yes
Heat pump combination heater:		yes
Parameters for		low-temperature application.
Parameters for		colder climate conditions.

Item	Symbol	Value	Unit	Item	Symbol	Value	Unit
Rated heat output (*)	Prated	10.0	kW	Seasonal space heating energy efficiency	η_s	146	%
Declared capacity for heating for part load at indoor temperature 20 ° C and outdoor temperature Tj				Declared coefficient of performance or primary energy ratio for part load at indoor temperature 20 ° C and outdoor temperature Tj			
Tj = - 7 ° C	Pdh	6.2	kW	Tj = - 7 ° C	COPd	3.80	-
Degradation co-efficient (**)	Cdh	0.99	-	Tj = + 2 ° C	COPd	4.15	-
Tj = + 2 ° C	Pdh	3.9	kW	Tj = + 7 ° C	COPd	5.30	-
Degradation co-efficient (**)	Cdh	0.98	-	Tj = +12 ° C	COPd	7.45	-
Tj = + 7 ° C	Pdh	3.9	kW	Tj = bivalent temperature	COPd	2.00	-
Degradation co-efficient (**)	Cdh	0.97	-	Tj = operation limit temperature (***)	COPd	1.55	-
Tj = +12 ° C	Pdh	4.5	kW	Tj = - 15 ° C (if TOL < - 20 ° C)	COPd	2.00	-
Degradation co-efficient (**)	Cdh	0.96	-	Operation limit temperature	TOL	-25	° C
Tj = bivalent temperature	Pdh	8.4	kW	Heating water operating limit temperature	WTOL	60	° C
Tj = operation limit temperature (***)	Pdh	6.0	kW	Supplementary heater			
Tj = - 15 ° C (if TOL < - 20 ° C)	Pdh	8.2	kW	Rated heat output (*)	Psup	4.0	kW
Bivalent temperature	Tbiv	-16	° C	Type of energy input	Electrical		
Reference design conditions for space heating	Tdesignh	-22	° C				
Power consumption in modes other than active mode							
Off mode	P _{OFF}	0.022	kW				
Thermostat-off mode	P _{TO}	0.022	kW				
Standby mode	P _{SB}	0.022	kW				
Crankcase heater mode	P _{CK}	0.000	kW				

Other items				Rated air flow rate, outdoors			
Capacity control	variable			-	2640	m ³ /h	
Sound power level, indoors/outdoors	L _{WA}	41 / 58	dBA				
Annual energy consumption	Q _{HE}	6601	kWh				

For heat pump combination heater:				Water heating energy efficiency			
Declared load profile	L			η_{wh}	109	%	
Daily electricity consumption	Q _{elec}	4.750	kWh				
Annual electricity consumption	AEC	1044	kWh				

Contact details

MITSUBISHI ELECTRIC AIR CONDITIONING SYSTEMS MANUFACTURING TURKEY JOINT STOCK COMPANY Manisa OSB 4.Kisim Kecilikoyosb Mah. Ahmet Nazif Zorlu Bulvarı No:19 Yunusemre - Manisa, Turkey

The identification and signature of the person empowered to bind the supplier;

Kenichi SAITO

The signature is signed in the average climate / medium-temperature section. Manager, Quality Assurance Department

TURKEY

· Details and precautions on installation, maintenance and assembly can be found in the installation and or operation manuals.

· Details and precautions on recycling and/or disposal at end-of-life can be found in the installation and or operation manuals.

(*) For heat pump space heaters and heat pump combination heaters, the rated heat output Prated is equal to the design load for heating Pdesignh, and the rated heat output of a supplementary heater Psup is equal to the supplementary capacity for heating sup(Tj).

(**) If Cdh is not determined by measurement then the default degradation coefficient is Cdh = 0.9.

(***) If the declared TOL is lower than the T designh of the considered climate then the outdoor dry bulb temperature Tj is equal to T designh.

PRODUCT INFORMATION / TECHNICAL DOCUMENTATION

Model(s):	Outdoor unit:	PUZ-SWM100YAA
	Indoor unit:	EHST20D-****D
Air-to-water heat pump:		yes
Water-to-water heat pump:		no
Brine-to-water heat pump:		no
Low-temperature heat pump:		no
Equipped with a supplementary heater:		yes
Heat pump combination heater:		yes
Parameters for		medium-temperature application.
Parameters for		warmer climate conditions.

Item	Symbol	Value	Unit	Item	Symbol	Value	Unit
Rated heat output (*)	Prated	10.0	kW	Seasonal space heating energy efficiency	η_s	154	%
Declared capacity for heating for part load at indoor temperature 20 ° C and outdoor temperature Tj				Declared coefficient of performance or primary energy ratio for part load at indoor temperature 20 ° C and outdoor temperature Tj			
Tj = - 7 ° C	Pdh	-	kW	Tj = - 7 ° C	COPd	-	-
Degradation co-efficient (**)	Cdh	-	-	Tj = + 2 ° C	COPd	2.00	-
Tj = + 2 ° C	Pdh	10.0	kW	Tj = + 7 ° C	COPd	3.40	-
Degradation co-efficient (**)	Cdh	1.00	-	Tj = +12 ° C	COPd	5.40	-
Tj = + 7 ° C	Pdh	6.4	kW	Tj = bivalent temperature	COPd	2.00	-
Degradation co-efficient (**)	Cdh	0.99	-	Tj = operation limit temperature (***)	COPd	2.00	-
Tj = +12 ° C	Pdh	4.2	kW	Operation limit temperature	TOL	-25	° C
Degradation co-efficient (**)	Cdh	0.97	-	Heating water operating limit temperature	WTOL	60	° C
Tj = bivalent temperature	Pdh	10.0	kW	Supplementary heater			
Tj = operation limit temperature (***)	Pdh	10.0	kW	Rated heat output (*)	Psup	0.0	kW
Bivalent temperature	Tbiv	2	° C	Type of energy input	Electrical		
Reference design conditions for space heating	Tdesignh	2	° C				
Power consumption in modes other than active mode							
Off mode	P _{OFF}	0.022	kW				
Thermostat-off mode	P _{TO}	0.022	kW				
Standby mode	P _{SB}	0.022	kW				
Crankcase heater mode	P _{CK}	0.000	kW				

Other items				Rated air flow rate, outdoors			
Capacity control	variable			-	2640	m ³ /h	
Sound power level, indoors/outdoors	L _{WA}	41 / 58	dBA				
Annual energy consumption	Q _{HE}	3405	kWh				

For heat pump combination heater:				Water heating energy efficiency			
Declared load profile	L			η_{wh}	139	%	
Daily electricity consumption	Q _{elec}	3.820	kWh				
Annual electricity consumption	AEC	841	kWh				

Contact details

MITSUBISHI ELECTRIC AIR CONDITIONING SYSTEMS MANUFACTURING TURKEY JOINT STOCK COMPANY Manisa OSB 4.Kisim Kecilikoyosb Mah. Ahmet Nazif Zorlu Bulvarı No:19 Yunusemre - Manisa, Turkey

The identification and signature of the person empowered to bind the supplier;

Kenichi SAITO

The signature is signed in the average climate / medium-temperature section. Manager, Quality Assurance Department

TURKEY

· Details and precautions on installation, maintenance and assembly can be found in the installation and or operation manuals.

· Details and precautions on recycling and/or disposal at end-of-life can be found in the installation and or operation manuals.

(*) For heat pump space heaters and heat pump combination heaters, the rated heat output Prated is equal to the design load for heating Pdesignh, and the rated heat output of a supplementary heater Psup is equal to the supplementary capacity for heating sup(Tj).

(**) If Cdh is not determined by measurement then the default degradation coefficient is Cdh = 0.9.

(***) If the declared TOL is lower than the T designh of the considered climate then the outdoor dry bulb temperature Tj is equal to T designh.

PRODUCT INFORMATION / TECHNICAL DOCUMENTATION

Model(s):	Outdoor unit:	PUZ-SWM100YAA
	Indoor unit:	EHST20D-****D
Air-to-water heat pump:		yes
Water-to-water heat pump:		no
Brine-to-water heat pump:		no
Low-temperature heat pump:		no
Equipped with a supplementary heater:		yes
Heat pump combination heater:		yes
Parameters for		low-temperature application.
Parameters for		warmer climate conditions.

Item	Symbol	Value	Unit	Item	Symbol	Value	Unit
Rated heat output (*)	Prated	10.0	kW	Seasonal space heating energy efficiency	η_s	219	%
Declared capacity for heating for part load at indoor temperature 20 ° C and outdoor temperature Tj				Declared coefficient of performance or primary energy ratio for part load at indoor temperature 20 ° C and outdoor temperature Tj			
Tj = - 7 ° C	Pdh	-	kW	Tj = - 7 ° C	COPd	-	-
Degradation co-efficient (**)	Cdh	-	-	Tj = + 2 ° C	COPd	3.40	-
Tj = + 2 ° C	Pdh	10.0	kW	Tj = + 7 ° C	COPd	5.30	-
Degradation co-efficient (**)	Cdh	0.99	-	Tj = +12 ° C	COPd	6.95	-
Tj = + 7 ° C	Pdh	6.4	kW	Tj = bivalent temperature	COPd	3.40	-
Degradation co-efficient (**)	Cdh	0.98	-	Tj = operation limit temperature (***)	COPd	3.40	-
Tj = +12 ° C	Pdh	4.4	kW	Operation limit temperature	TOL	-25	° C
Degradation co-efficient (**)	Cdh	0.97	-	Heating water operating limit temperature	WTOL	60	° C
Tj = bivalent temperature	Pdh	10.0	kW	Supplementary heater			
Tj = operation limit temperature (***)	Pdh	10.0	kW	Rated heat output (*)	Psup	0.0	kW
Bivalent temperature	Tbiv	2	° C	Type of energy input	Electrical		
Reference design conditions for space heating	Tdesignh	2	° C				
Power consumption in modes other than active mode							
Off mode	P _{OFF}	0.022	kW				
Thermostat-off mode	P _{TO}	0.022	kW				
Standby mode	P _{SB}	0.022	kW				
Crankcase heater mode	P _{CK}	0.000	kW				

Other items				Rated air flow rate, outdoors			
Capacity control	variable			-	2640	m ³ /h	
Sound power level, indoors/outdoors	L _{WA}	41 / 58	dBA				
Annual energy consumption	Q _{HE}	2411	kWh				

For heat pump combination heater:				Water heating energy efficiency			
Declared load profile	L			η_{wh}	139	%	
Daily electricity consumption	Q _{elec}	3.820	kWh				
Annual electricity consumption	AEC	841	kWh				

Contact details

MITSUBISHI ELECTRIC AIR CONDITIONING SYSTEMS MANUFACTURING TURKEY JOINT STOCK COMPANY Manisa OSB 4.Kisim Kecilikoyosb Mah. Ahmet Nazif Zorlu Bulvarı No:19 Yunusemre - Manisa, Turkey

The identification and signature of the person empowered to bind the supplier;

Kenichi SAITO

The signature is signed in the average climate / medium-temperature section. Manager, Quality Assurance Department

TURKEY

· Details and precautions on installation, maintenance and assembly can be found in the installation and or operation manuals.

· Details and precautions on recycling and/or disposal at end-of-life can be found in the installation and or operation manuals.

(*) For heat pump space heaters and heat pump combination heaters, the rated heat output Prated is equal to the design load for heating Pdesignh, and the rated heat output of a supplementary heater Psup is equal to the supplementary capacity for heating sup(Tj).

(**) If Cdh is not determined by measurement then the default degradation coefficient is Cdh = 0.9.

(***) If the declared TOL is lower than the T designh of the considered climate then the outdoor dry bulb temperature Tj is equal to T designh.

PRODUCT INFORMATION / TECHNICAL DOCUMENTATION


Model(s):	Outdoor unit:	PUZ-SWM100YAA
	Indoor unit:	ERST20D-****D
Air-to-water heat pump:		yes
Water-to-water heat pump:		no
Brine-to-water heat pump:		no
Low-temperature heat pump:		no
Equipped with a supplementary heater:		yes
Heat pump combination heater:		yes
Parameters for		medium-temperature application.
Parameters for		average climate conditions.

Item	Symbol	Value	Unit	Item	Symbol	Value	Unit
Rated heat output (*)	Prated	10.0	kW	Seasonal space heating energy efficiency	η_s	133	%
Declared capacity for heating for part load at indoor temperature 20 ° C and outdoor temperature Tj				Declared coefficient of performance or primary energy ratio for part load at indoor temperature 20 ° C and outdoor temperature Tj			
Tj = - 7 ° C	Pdh	8.8	kW	Tj = - 7 ° C	COPd	2.15	-
Degradation co-efficient (**)	Cdh	1.00	-	Tj = + 2 ° C	COPd	3.33	-
Tj = + 2 ° C	Pdh	5.4	kW	Tj = + 7 ° C	COPd	4.39	-
Degradation co-efficient (**)	Cdh	0.99	-	Tj = +12 ° C	COPd	5.99	-
Tj = + 7 ° C	Pdh	4.8	kW	Tj = bivalent temperature	COPd	2.15	-
Degradation co-efficient (**)	Cdh	0.98	-	Tj = operation limit temperature (***)	COPd	1.70	-
Tj = +12 ° C	Pdh	2.9	kW	Operation limit temperature	TOL	-25	° C
Degradation co-efficient (**)	Cdh	0.96	-	Heating water operating limit temperature	WTOL	60	° C
Tj = bivalent temperature	Pdh	8.8	kW	Supplementary heater			
Tj = operation limit temperature (***)	Pdh	8.5	kW	Rated heat output (*)	Psup	1.5	kW
Bivalent temperature	Tbiv	-7	° C	Type of energy input	Electrical		
Reference design conditions for space heating	Tdesignh	-10	° C				
Power consumption in modes other than active mode							
Off mode	P _{OFF}	0.022	kW				
Thermostat-off mode	P _{TO}	0.022	kW				
Standby mode	P _{SB}	0.022	kW				
Crankcase heater mode	P _{CK}	0.000	kW				

Other items				Rated air flow rate, outdoors			
Capacity control	variable			-	2640	m ³ /h	
Sound power level, indoors/outdoors	L _{WA}	41 / 58	dBA				
Annual energy consumption	Q _{HE}	6061	kWh				

For heat pump combination heater:				Water heating energy efficiency			
Declared load profile	L			η_{wh}	134	%	
Daily electricity consumption	Q _{elec}	4.080	kWh				
Annual electricity consumption	AEC	898	kWh				

Contact details
 MITSUBISHI ELECTRIC AIR CONDITIONING SYSTEMS MANUFACTURING TURKEY JOINT STOCK COMPANY
 Manisa OSB 4.Kisim Kecilikoyosb Mah. Ahmet Nazif Zorlu Bulvarı No:19 Yunusemre - Manisa, Turkey

The identification and signature of the person empowered to bind the supplier:

 Kenichi SAITO
 Manager, Quality Assurance Department
 TURKEY

· Details and precautions on installation, maintenance and assembly can be found in the installation and or operation manuals.
 · Details and precautions on recycling and/or disposal at end-of-life can be found in the installation and or operation manuals.
 (*) For heat pump space heaters and heat pump combination heaters, the rated heat output Prated is equal to the design load for heating Pdesignh, and the rated heat output of a supplementary heater Psup is equal to the supplementary capacity for heating sup(Tj).
 (**) If Cdh is not determined by measurement then the default degradation coefficient is Cdh = 0,9.
 (***) If the declared TOL is lower than the T designh of the considered climate then the outdoor dry bulb temperature Tj is equal to T designh.

PRODUCT INFORMATION / TECHNICAL DOCUMENTATION

Model(s):	Outdoor unit:	PUZ-SWM100YAA
	Indoor unit:	ERST20D-****D
Air-to-water heat pump:		yes
Water-to-water heat pump:		no
Brine-to-water heat pump:		no
Low-temperature heat pump:		no
Equipped with a supplementary heater:		yes
Heat pump combination heater:		yes
Parameters for		low-temperature application.
Parameters for		average climate conditions.

Item	Symbol	Value	Unit	Item	Symbol	Value	Unit
Rated heat output (*)	Prated	10.0	kW	Seasonal space heating energy efficiency	η_s	180	%
Declared capacity for heating for part load at indoor temperature 20 ° C and outdoor temperature Tj				Declared coefficient of performance or primary energy ratio for part load at indoor temperature 20 ° C and outdoor temperature Tj			
Tj = - 7 ° C	Pdh	8.8	kW	Tj = - 7 ° C	COPd	3.05	-
Degradation co-efficient (**)	Cdh	0.99	-	Tj = + 2 ° C	COPd	4.58	-
Tj = + 2 ° C	Pdh	5.4	kW	Tj = + 7 ° C	COPd	5.70	-
Degradation co-efficient (**)	Cdh	0.98	-	Tj = +12 ° C	COPd	6.61	-
Tj = + 7 ° C	Pdh	5.2	kW	Tj = bivalent temperature	COPd	3.05	-
Degradation co-efficient (**)	Cdh	0.98	-	Tj = operation limit temperature (***)	COPd	2.40	-
Tj = +12 ° C	Pdh	3.2	kW	Operation limit temperature	TOL	-25	° C
Degradation co-efficient (**)	Cdh	0.96	-	Heating water operating limit temperature	WTOL	60	° C
Tj = bivalent temperature	Pdh	8.8	kW	Supplementary heater			
Tj = operation limit temperature (***)	Pdh	9.0	kW	Rated heat output (*)	Psup	1.0	kW
Bivalent temperature	Tbiv	-7	° C	Type of energy input	Electrical		
Reference design conditions for space heating	Tdesignh	-10	° C	Power consumption in modes other than active mode			
Power consumption in modes other than active mode				Off mode			
Off mode	P _{OFF}	0.022	kW	Thermostat-off mode	P _{TO}	0.022	kW
Thermostat-off mode	P _{TO}	0.022	kW	Standby mode	P _{SB}	0.022	kW
Standby mode	P _{SB}	0.022	kW	Crankcase heater mode	P _{CK}	0.000	kW
Crankcase heater mode	P _{CK}	0.000	kW	Other items			
Capacity control				Rated air flow rate, outdoors			
variable				-			
Sound power level, indoors/outdoors				2640			
L _{WA}				m ³ /h			
41 / 58							
Annual energy consumption							
Q _{HE}							
4519							
kWh							
For heat pump combination heater:							
Declared load profile				Water heating energy efficiency			
L				η_{wh}			
Daily electricity consumption				134			
Q _{elec}				%			
4.080							
Annual electricity consumption							
AEC							
898							
kWh							

Other items				Rated air flow rate, outdoors			
Capacity control				-			
variable				2640			
Sound power level, indoors/outdoors				m ³ /h			
L _{WA}							
41 / 58							
Annual energy consumption							
Q _{HE}							
4519							
kWh							

For heat pump combination heater:							
Declared load profile				Water heating energy efficiency			
L				η_{wh}			
Daily electricity consumption				134			
Q _{elec}				%			
4.080							
Annual electricity consumption							
AEC							
898							
kWh							

Contact details

MITSUBISHI ELECTRIC AIR CONDITIONING SYSTEMS MANUFACTURING TURKEY JOINT STOCK COMPANY Manisa OSB 4.Kisim Kecilikoyosb Mah. Ahmet Nazif Zorlu Bulvari No:19 Yunusemre - Manisa, Turkey

The identification and signature of the person empowered to bind the supplier;

Kenichi SAITO

The signature is signed in the average climate / medium-temperature section. Manager, Quality Assurance Department

TURKEY

- Details and precautions on installation, maintenance and assembly can be found in the installation and or operation manuals.
 - Details and precautions on recycling and/or disposal at end-of-life can be found in the installation and or operation manuals.
- (*) For heat pump space heaters and heat pump combination heaters, the rated heat output Prated is equal to the design load for heating Pdesignh, and the rated heat output of a supplementary heater Psup is equal to the supplementary capacity for heating sup(Tj).
- (**) If Cdh is not determined by measurement then the default degradation coefficient is Cdh = 0,9.
- (***) If the declared TOL is lower than the T designh of the considered climate then the outdoor dry bulb temperature Tj is equal to T designh.

PRODUCT INFORMATION / TECHNICAL DOCUMENTATION

Model(s):	Outdoor unit:	PUZ-SWM100YAA
	Indoor unit:	ERST20D-****D
Air-to-water heat pump:		yes
Water-to-water heat pump:		no
Brine-to-water heat pump:		no
Low-temperature heat pump:		no
Equipped with a supplementary heater:		yes
Heat pump combination heater:		yes
Parameters for		medium-temperature application.
Parameters for		colder climate conditions.

Item	Symbol	Value	Unit	Item	Symbol	Value	Unit
Rated heat output (*)	Prated	10.0	kW	Seasonal space heating energy efficiency	η_s	109	%
Declared capacity for heating for part load at indoor temperature 20 ° C and outdoor temperature Tj				Declared coefficient of performance or primary energy ratio for part load at indoor temperature 20 ° C and outdoor temperature Tj			
Tj = - 7 ° C	Pdh	6.1	kW	Tj = - 7 ° C	COPd	2.52	-
Degradation co-efficient (**)	Cdh	0.99	-	Tj = + 2 ° C	COPd	3.45	-
Tj = + 2 ° C	Pdh	3.7	kW	Tj = + 7 ° C	COPd	4.55	-
Degradation co-efficient (**)	Cdh	0.98	-	Tj = +12 ° C	COPd	6.80	-
Tj = + 7 ° C	Pdh	3.8	kW	Tj = bivalent temperature	COPd	1.50	-
Degradation co-efficient (**)	Cdh	0.97	-	Tj = operation limit temperature (***)	COPd	1.40	-
Tj = +12 ° C	Pdh	4.4	kW	Tj = - 15 ° C (if TOL < - 20 ° C)	COPd	1.40	-
Degradation co-efficient (**)	Cdh	0.97	-	Operation limit temperature	TOL	-25	° C
Tj = bivalent temperature	Pdh	7.4	kW	Heating water operating limit temperature	WTOL	60	° C
Tj = operation limit temperature (***)	Pdh	6.0	kW	Supplementary heater			
Tj = - 15 ° C (if TOL < - 20 ° C)	Pdh	7.0	kW	Rated heat output (*)	Psup	4.0	kW
Bivalent temperature	Tbiv	-12	° C	Type of energy input	Electrical		
Reference design conditions for space heating	Tdesignh	-22	° C				
Power consumption in modes other than active mode							
Off mode	P _{OFF}	0.022	kW				
Thermostat-off mode	P _{TO}	0.022	kW				
Standby mode	P _{SB}	0.022	kW				
Crankcase heater mode	P _{CK}	0.000	kW				

Other items				Rated air flow rate, outdoors			
Capacity control	variable			-	2640	m ³ /h	
Sound power level, indoors/outdoors	L _{WA}	41 / 58	dBA				
Annual energy consumption	Q _{HE}	8791	kWh				

For heat pump combination heater:				Water heating energy efficiency			
Declared load profile	L			η_{wh}	109	%	
Daily electricity consumption	Q _{elec}	4.750	kWh				
Annual electricity consumption	AEC	1044	kWh				

Contact details

MITSUBISHI ELECTRIC AIR CONDITIONING SYSTEMS MANUFACTURING TURKEY JOINT STOCK COMPANY Manisa OSB 4.Kisim Kecilikoyosb Mah. Ahmet Nazif Zorlu Bulvarı No:19 Yunusemre - Manisa, Turkey

The identification and signature of the person empowered to bind the supplier;

Kenichi SAITO

The signature is signed in the average climate / medium-temperature section. Manager, Quality Assurance Department

TURKEY

· Details and precautions on installation, maintenance and assembly can be found in the installation and or operation manuals.

· Details and precautions on recycling and/or disposal at end-of-life can be found in the installation and or operation manuals.

(*) For heat pump space heaters and heat pump combination heaters, the rated heat output Prated is equal to the design load for heating Pdesignh, and the rated heat output of a supplementary heater Psup is equal to the supplementary capacity for heating sup(Tj).

(**) If Cdh is not determined by measurement then the default degradation coefficient is Cdh = 0.9.

(***) If the declared TOL is lower than the T designh of the considered climate then the outdoor dry bulb temperature Tj is equal to T designh.

PRODUCT INFORMATION / TECHNICAL DOCUMENTATION

Model(s):	Outdoor unit:	PUZ-SWM100YAA
	Indoor unit:	ERST20D-****D
Air-to-water heat pump:		yes
Water-to-water heat pump:		no
Brine-to-water heat pump:		no
Low-temperature heat pump:		no
Equipped with a supplementary heater:		yes
Heat pump combination heater:		yes
Parameters for		low-temperature application.
Parameters for		colder climate conditions.

Item	Symbol	Value	Unit	Item	Symbol	Value	Unit
Rated heat output (*)	Prated	10.0	kW	Seasonal space heating energy efficiency	η_s	147	%
Declared capacity for heating for part load at indoor temperature 20 ° C and outdoor temperature Tj				Declared coefficient of performance or primary energy ratio for part load at indoor temperature 20 ° C and outdoor temperature Tj			
Tj = - 7 ° C	Pdh	6.2	kW	Tj = - 7 ° C	COPd	3.80	-
Degradation co-efficient (**)	Cdh	0.99	-	Tj = + 2 ° C	COPd	4.15	-
Tj = + 2 ° C	Pdh	3.9	kW	Tj = + 7 ° C	COPd	5.30	-
Degradation co-efficient (**)	Cdh	0.98	-	Tj = +12 ° C	COPd	7.45	-
Tj = + 7 ° C	Pdh	3.9	kW	Tj = bivalent temperature	COPd	2.00	-
Degradation co-efficient (**)	Cdh	0.97	-	Tj = operation limit temperature (***)	COPd	1.55	-
Tj = +12 ° C	Pdh	4.5	kW	Tj = - 15 ° C (if TOL < - 20 ° C)	COPd	2.00	-
Degradation co-efficient (**)	Cdh	0.96	-	Operation limit temperature	TOL	-25	° C
Tj = bivalent temperature	Pdh	8.4	kW	Heating water operating limit temperature	WTOL	60	° C
Tj = operation limit temperature (***)	Pdh	6.0	kW	Supplementary heater			
Tj = - 15 ° C (if TOL < - 20 ° C)	Pdh	8.2	kW	Rated heat output (*)	Psup	4.0	kW
Bivalent temperature	Tbiv	-16	° C	Type of energy input	Electrical		
Reference design conditions for space heating	Tdesignh	-22	° C				
Power consumption in modes other than active mode							
Off mode	P _{OFF}	0.022	kW				
Thermostat-off mode	P _{TO}	0.022	kW				
Standby mode	P _{SB}	0.022	kW				
Crankcase heater mode	P _{CK}	0.000	kW				

Other items				Rated air flow rate, outdoors			
Capacity control	variable			-	2640	m ³ /h	
Sound power level, indoors/outdoors	L _{WA}	41 / 58	dBA				
Annual energy consumption	Q _{HE}	6565	kWh				

For heat pump combination heater:				Water heating energy efficiency			
Declared load profile	L			η_{wh}	109	%	
Daily electricity consumption	Q _{elec}	4.750	kWh				
Annual electricity consumption	AEC	1044	kWh				

Contact details

MITSUBISHI ELECTRIC AIR CONDITIONING SYSTEMS MANUFACTURING TURKEY JOINT STOCK COMPANY Manisa OSB 4.Kisim Kecilikoyosb Mah. Ahmet Nazif Zorlu Bulvarı No:19 Yunusemre - Manisa, Turkey

The identification and signature of the person empowered to bind the supplier;

Kenichi SAITO

The signature is signed in the average climate / medium-temperature section. Manager, Quality Assurance Department

TURKEY

· Details and precautions on installation, maintenance and assembly can be found in the installation and or operation manuals.

· Details and precautions on recycling and/or disposal at end-of-life can be found in the installation and or operation manuals.

(*) For heat pump space heaters and heat pump combination heaters, the rated heat output Prated is equal to the design load for heating Pdesignh, and the rated heat output of a supplementary heater Psup is equal to the supplementary capacity for heating sup(Tj).

(**) If Cdh is not determined by measurement then the default degradation coefficient is Cdh = 0.9.

(***) If the declared TOL is lower than the T designh of the considered climate then the outdoor dry bulb temperature Tj is equal to T designh.

PRODUCT INFORMATION / TECHNICAL DOCUMENTATION

Model(s):	Outdoor unit:	PUZ-SWM100YAA
	Indoor unit:	ERST20D-****D
Air-to-water heat pump:		yes
Water-to-water heat pump:		no
Brine-to-water heat pump:		no
Low-temperature heat pump:		no
Equipped with a supplementary heater:		yes
Heat pump combination heater:		yes
Parameters for		medium-temperature application.
Parameters for		warmer climate conditions.

Item	Symbol	Value	Unit	Item	Symbol	Value	Unit
Rated heat output (*)	Prated	10.0	kW	Seasonal space heating energy efficiency	η_s	159	%
Declared capacity for heating for part load at indoor temperature 20 ° C and outdoor temperature Tj				Declared coefficient of performance or primary energy ratio for part load at indoor temperature 20 ° C and outdoor temperature Tj			
Tj = - 7 ° C	Pdh	-	kW	Tj = - 7 ° C	COPd	-	-
Degradation co-efficient (**)	Cdh	-	-	Tj = + 2 ° C	COPd	2.00	-
Tj = + 2 ° C	Pdh	10.0	kW	Tj = + 7 ° C	COPd	3.40	-
Degradation co-efficient (**)	Cdh	1.00	-	Tj = +12 ° C	COPd	5.40	-
Tj = + 7 ° C	Pdh	6.4	kW	Tj = bivalent temperature	COPd	2.00	-
Degradation co-efficient (**)	Cdh	0.99	-	Tj = operation limit temperature (***)	COPd	2.00	-
Tj = +12 ° C	Pdh	4.2	kW	Operation limit temperature	TOL	-25	° C
Degradation co-efficient (**)	Cdh	0.97	-	Heating water operating limit temperature	WTOL	60	° C
Tj = bivalent temperature	Pdh	10.0	kW	Supplementary heater			
Tj = operation limit temperature (***)	Pdh	10.0	kW	Rated heat output (*)	Psup	0.0	kW
Bivalent temperature	Tbiv	2	° C	Type of energy input	Electrical		
Reference design conditions for space heating	Tdesignh	2	° C				
Power consumption in modes other than active mode							
Off mode	P _{OFF}	0.022	kW				
Thermostat-off mode	P _{TO}	0.022	kW				
Standby mode	P _{SB}	0.022	kW				
Crankcase heater mode	P _{CK}	0.000	kW				

Other items				Rated air flow rate, outdoors			
Capacity control	variable			-	2640	m ³ /h	
Sound power level, indoors/outdoors	L _{WA}	41 / 58	dBA				
Annual energy consumption	Q _{HE}	3308	kWh				

For heat pump combination heater:				Water heating energy efficiency			
Declared load profile	L			η_{wh}	139	%	
Daily electricity consumption	Q _{elec}	3.820	kWh				
Annual electricity consumption	AEC	841	kWh				

Contact details

MITSUBISHI ELECTRIC AIR CONDITIONING SYSTEMS MANUFACTURING TURKEY JOINT STOCK COMPANY Manisa OSB 4.Kisim Kecilikoyosb Mah. Ahmet Nazif Zorlu Bulvarı No:19 Yunusemre - Manisa, Turkey

The identification and signature of the person empowered to bind the supplier;

Kenichi SAITO

The signature is signed in the average climate / medium-temperature section. Manager, Quality Assurance Department

TURKEY

· Details and precautions on installation, maintenance and assembly can be found in the installation and or operation manuals.

· Details and precautions on recycling and/or disposal at end-of-life can be found in the installation and or operation manuals.

(*) For heat pump space heaters and heat pump combination heaters, the rated heat output Prated is equal to the design load for heating Pdesignh, and the rated heat output of a supplementary heater Psup is equal to the supplementary capacity for heating sup(Tj).

(**) If Cdh is not determined by measurement then the default degradation coefficient is Cdh = 0.9.

(***) If the declared TOL is lower than the T designh of the considered climate then the outdoor dry bulb temperature Tj is equal to T designh.

PRODUCT INFORMATION / TECHNICAL DOCUMENTATION

Model(s):	Outdoor unit:	PUZ-SWM100YAA
	Indoor unit:	ERST20D-****D
Air-to-water heat pump:		yes
Water-to-water heat pump:		no
Brine-to-water heat pump:		no
Low-temperature heat pump:		no
Equipped with a supplementary heater:		yes
Heat pump combination heater:		yes
Parameters for		low-temperature application.
Parameters for		warmer climate conditions.

Item	Symbol	Value	Unit	Item	Symbol	Value	Unit
Rated heat output (*)	Prated	10.0	kW	Seasonal space heating energy efficiency	η_s	228	%
Declared capacity for heating for part load at indoor temperature 20 ° C and outdoor temperature Tj				Declared coefficient of performance or primary energy ratio for part load at indoor temperature 20 ° C and outdoor temperature Tj			
Tj = - 7 ° C	Pdh	-	kW	Tj = - 7 ° C	COPd	-	-
Degradation co-efficient (**)	Cdh	-	-	Tj = + 2 ° C	COPd	3.40	-
Tj = + 2 ° C	Pdh	10.0	kW	Tj = + 7 ° C	COPd	5.30	-
Degradation co-efficient (**)	Cdh	0.99	-	Tj = +12 ° C	COPd	6.95	-
Tj = + 7 ° C	Pdh	6.4	kW	Tj = bivalent temperature	COPd	3.40	-
Degradation co-efficient (**)	Cdh	0.98	-	Tj = operation limit temperature (***)	COPd	3.40	-
Tj = +12 ° C	Pdh	4.4	kW	Operation limit temperature	TOL	-25	° C
Degradation co-efficient (**)	Cdh	0.97	-	Heating water operating limit temperature	WTOL	60	° C
Tj = bivalent temperature	Pdh	10.0	kW	Supplementary heater			
Tj = operation limit temperature (***)	Pdh	10.0	kW	Rated heat output (*)	Psup	0.0	kW
Bivalent temperature	Tbiv	2	° C	Type of energy input	Electrical		
Reference design conditions for space heating	Tdesignh	2	° C				
Power consumption in modes other than active mode							
Off mode	P _{OFF}	0.022	kW				
Thermostat-off mode	P _{TO}	0.022	kW				
Standby mode	P _{SB}	0.022	kW				
Crankcase heater mode	P _{CK}	0.000	kW				

Other items				Rated air flow rate, outdoors			
Capacity control	variable			-	2640	m ³ /h	
Sound power level, indoors/outdoors	L _{WA}	41 / 58	dBA				
Annual energy consumption	Q _{HE}	2314	kWh				

For heat pump combination heater:				Water heating energy efficiency			
Declared load profile	L			η_{wh}	139	%	
Daily electricity consumption	Q _{elec}	3.820	kWh				
Annual electricity consumption	AEC	841	kWh				

Contact details

MITSUBISHI ELECTRIC AIR CONDITIONING SYSTEMS MANUFACTURING TURKEY JOINT STOCK COMPANY Manisa OSB 4.Kisim Kecilikoyosb Mah. Ahmet Nazif Zorlu Bulvarı No:19 Yunusemre - Manisa, Turkey

The identification and signature of the person empowered to bind the supplier;

Kenichi SAITO

The signature is signed in the average climate / medium-temperature section. Manager, Quality Assurance Department

TURKEY

· Details and precautions on installation, maintenance and assembly can be found in the installation and or operation manuals.

· Details and precautions on recycling and/or disposal at end-of-life can be found in the installation and or operation manuals.

(*) For heat pump space heaters and heat pump combination heaters, the rated heat output Prated is equal to the design load for heating Pdesignh, and the rated heat output of a supplementary heater Psup is equal to the supplementary capacity for heating sup(Tj).

(**) If Cdh is not determined by measurement then the default degradation coefficient is Cdh = 0.9.

(***) If the declared TOL is lower than the T designh of the considered climate then the outdoor dry bulb temperature Tj is equal to T designh.

PRODUCT INFORMATION / TECHNICAL DOCUMENTATION


Model(s):	Outdoor unit:	PUZ-SWM100YAA
	Indoor unit:	EHST20D-MED
Air-to-water heat pump:		yes
Water-to-water heat pump:		no
Brine-to-water heat pump:		no
Low-temperature heat pump:		no
Equipped with a supplementary heater:		no
Heat pump combination heater:		yes
Parameters for		medium-temperature application.
Parameters for		average climate conditions.

Item	Symbol	Value	Unit	Item	Symbol	Value	Unit
Rated heat output (*)	Prated	10.0	kW	Seasonal space heating energy efficiency	η_s	132	%
Declared capacity for heating for part load at indoor temperature 20 ° C and outdoor temperature Tj				Declared coefficient of performance or primary energy ratio for part load at indoor temperature 20 ° C and outdoor temperature Tj			
Tj = - 7 ° C	Pdh	8.8	kW	Tj = - 7 ° C	COPd	2.15	-
Degradation co-efficient (**)	Cdh	1.00	-	Tj = + 2 ° C	COPd	3.33	-
Tj = + 2 ° C	Pdh	5.4	kW	Tj = + 7 ° C	COPd	4.39	-
Degradation co-efficient (**)	Cdh	0.99	-	Tj = +12 ° C	COPd	5.99	-
Tj = + 7 ° C	Pdh	4.8	kW	Tj = bivalent temperature	COPd	2.15	-
Degradation co-efficient (**)	Cdh	0.98	-	Tj = operation limit temperature (***)	COPd	1.70	-
Tj = +12 ° C	Pdh	2.9	kW	Operation limit temperature	TOL	-25	° C
Degradation co-efficient (**)	Cdh	0.96	-	Heating water operating limit temperature	WTOL	60	° C
Tj = bivalent temperature	Pdh	8.8	kW	Supplementary heater			
Tj = operation limit temperature (***)	Pdh	8.5	kW	Rated heat output (*)	Psup	1.5	kW
Bivalent temperature	Tbiv	-7	° C	Type of energy input	Electrical		
Reference design conditions for space heating	Tdesignh	-10	° C				
Power consumption in modes other than active mode							
Off mode	P _{OFF}	0.022	kW				
Thermostat-off mode	P _{TO}	0.022	kW				
Standby mode	P _{SB}	0.022	kW				
Crankcase heater mode	P _{CK}	0.000	kW				

Other items				Rated air flow rate, outdoors			
Capacity control	variable			-	2640	m ³ /h	
Sound power level, indoors/outdoors	L _{WA}	41 / 58	dBA				
Annual energy consumption	Q _{HE}	6141	kWh				

For heat pump combination heater:				Water heating energy efficiency			
Declared load profile	L			η_{wh}	134	%	
Daily electricity consumption	Q _{elec}	4.080	kWh				
Annual electricity consumption	AEC	898	kWh				

Contact details
 MITSUBISHI ELECTRIC AIR CONDITIONING SYSTEMS MANUFACTURING TURKEY JOINT STOCK COMPANY
 Manisa OSB 4.Kisim Kecilikoyosb Mah. Ahmet Nazif Zorlu Bulvarı No:19 Yunusemre - Manisa, Turkey

The identification and signature of the person empowered to bind the supplier:

 Kenichi SAITO
 Manager, Quality Assurance Department
 TURKEY

· Details and precautions on installation, maintenance and assembly can be found in the installation and or operation manuals.
 · Details and precautions on recycling and/or disposal at end-of-life can be found in the installation and or operation manuals.
 (*) For heat pump space heaters and heat pump combination heaters, the rated heat output Prated is equal to the design load for heating Pdesignh, and the rated heat output of a supplementary heater Psup is equal to the supplementary capacity for heating sup(Tj).
 (**) If Cdh is not determined by measurement then the default degradation coefficient is Cdh = 0,9.
 (***) If the declared TOL is lower than the T designh of the considered climate then the outdoor dry bulb temperature Tj is equal to T designh.

PRODUCT INFORMATION / TECHNICAL DOCUMENTATION

Model(s):	Outdoor unit:	PUZ-SWM100YAA
	Indoor unit:	EHST20D-MED
Air-to-water heat pump:		yes
Water-to-water heat pump:		no
Brine-to-water heat pump:		no
Low-temperature heat pump:		no
Equipped with a supplementary heater:		no
Heat pump combination heater:		yes
Parameters for		low-temperature application.
Parameters for		average climate conditions.

Item	Symbol	Value	Unit	Item	Symbol	Value	Unit
Rated heat output (*)	Prated	10.0	kW	Seasonal space heating energy efficiency	η_s	177	%
Declared capacity for heating for part load at indoor temperature 20 ° C and outdoor temperature Tj				Declared coefficient of performance or primary energy ratio for part load at indoor temperature 20 ° C and outdoor temperature Tj			
Tj = - 7 ° C	Pdh	8.8	kW	Tj = - 7 ° C	COPd	3.05	-
Degradation co-efficient (**)	Cdh	0.99	-	Tj = + 2 ° C	COPd	4.58	-
Tj = + 2 ° C	Pdh	5.4	kW	Tj = + 7 ° C	COPd	5.70	-
Degradation co-efficient (**)	Cdh	0.98	-	Tj = +12 ° C	COPd	6.61	-
Tj = + 7 ° C	Pdh	5.2	kW	Tj = bivalent temperature	COPd	3.05	-
Degradation co-efficient (**)	Cdh	0.98	-	Tj = operation limit temperature (***)	COPd	2.40	-
Tj = +12 ° C	Pdh	3.2	kW	Operation limit temperature	TOL	-25	° C
Degradation co-efficient (**)	Cdh	0.96	-	Heating water operating limit temperature	WTOL	60	° C
Tj = bivalent temperature	Pdh	8.8	kW	Supplementary heater			
Tj = operation limit temperature (***)	Pdh	9.0	kW	Rated heat output (*)	Psup	1.0	kW
Bivalent temperature	Tbiv	-7	° C	Type of energy input	Electrical		
Reference design conditions for space heating	Tdesignh	-10	° C				
Power consumption in modes other than active mode							
Off mode	P _{OFF}	0.022	kW				
Thermostat-off mode	P _{TO}	0.022	kW				
Standby mode	P _{SB}	0.022	kW				
Crankcase heater mode	P _{CK}	0.000	kW				

Other items			
Capacity control	variable		
Sound power level, indoors/outdoors	L _{WA}	41 / 58	dBA
Annual energy consumption	Q _{HE}	4600	kWh
Rated air flow rate, outdoors			
-			
2640			
m ³ /h			

For heat pump combination heater:			
Declared load profile	L		
Daily electricity consumption	Q _{elec}	4.080	kWh
Annual electricity consumption	AEC	898	kWh
Water heating energy efficiency			
η_{wh}			
134			
%			

Contact details

MITSUBISHI ELECTRIC AIR CONDITIONING SYSTEMS MANUFACTURING TURKEY JOINT STOCK COMPANY Manisa OSB 4.Kisim Kecilikoyosb Mah. Ahmet Nazif Zorlu Bulvari No:19 Yunusemre - Manisa, Turkey

The identification and signature of the person empowered to bind the supplier;

Kenichi SAITO

The signature is signed in the average climate / medium-temperature section. Manager, Quality Assurance Department

TURKEY

- Details and precautions on installation, maintenance and assembly can be found in the installation and or operation manuals.
 - Details and precautions on recycling and/or disposal at end-of-life can be found in the installation and or operation manuals.
- (*) For heat pump space heaters and heat pump combination heaters, the rated heat output Prated is equal to the design load for heating Pdesignh, and the rated heat output of a supplementary heater Psup is equal to the supplementary capacity for heating sup(Tj).
- (**) If Cdh is not determined by measurement then the default degradation coefficient is Cdh = 0,9.
- (***) If the declared TOL is lower than the T designh of the considered climate then the outdoor dry bulb temperature Tj is equal to T designh.

PRODUCT INFORMATION / TECHNICAL DOCUMENTATION

Model(s):	Outdoor unit:	PUZ-SWM100YAA
	Indoor unit:	EHST20D-MED
Air-to-water heat pump:		yes
Water-to-water heat pump:		no
Brine-to-water heat pump:		no
Low-temperature heat pump:		no
Equipped with a supplementary heater:		no
Heat pump combination heater:		yes
Parameters for		medium-temperature application.
Parameters for		colder climate conditions.

Item	Symbol	Value	Unit	Item	Symbol	Value	Unit
Rated heat output (*)	Prated	10.0	kW	Seasonal space heating energy efficiency	η_s	109	%
Declared capacity for heating for part load at indoor temperature 20 ° C and outdoor temperature Tj				Declared coefficient of performance or primary energy ratio for part load at indoor temperature 20 ° C and outdoor temperature Tj			
Tj = - 7 ° C	Pdh	6.1	kW	Tj = - 7 ° C	COPd	2.52	-
Degradation co-efficient (**)	Cdh	0.99	-	Tj = + 2 ° C	COPd	3.45	-
Tj = + 2 ° C	Pdh	3.7	kW	Tj = + 7 ° C	COPd	4.55	-
Degradation co-efficient (**)	Cdh	0.98	-	Tj = +12 ° C	COPd	6.80	-
Tj = + 7 ° C	Pdh	3.8	kW	Tj = bivalent temperature	COPd	1.50	-
Degradation co-efficient (**)	Cdh	0.97	-	Tj = operation limit temperature (***)	COPd	1.40	-
Tj = +12 ° C	Pdh	4.4	kW	Tj = - 15 ° C (if TOL < - 20 ° C)	COPd	1.40	-
Degradation co-efficient (**)	Cdh	0.97	-	Operation limit temperature	TOL	-25	° C
Tj = bivalent temperature	Pdh	7.4	kW	Heating water operating limit temperature	WTOL	60	° C
Tj = operation limit temperature (***)	Pdh	6.0	kW	Supplementary heater			
Tj = - 15 ° C (if TOL < - 20 ° C)	Pdh	7.0	kW	Rated heat output (*)	Psup	4.0	kW
Bivalent temperature	Tbiv	-12	° C	Type of energy input	Electrical		
Reference design conditions for space heating	Tdesignh	-22	° C				
Power consumption in modes other than active mode							
Off mode	P _{OFF}	0.022	kW				
Thermostat-off mode	P _{TO}	0.022	kW				
Standby mode	P _{SB}	0.022	kW				
Crankcase heater mode	P _{CK}	0.000	kW				

Other items				Rated air flow rate, outdoors			
Capacity control	variable			-	2640	m ³ /h	
Sound power level, indoors/outdoors	L _{WA}	41 / 58	dBA				
Annual energy consumption	Q _{HE}	8840	kWh				

For heat pump combination heater:				Water heating energy efficiency			
Declared load profile	L			η_{wh}	109	%	
Daily electricity consumption	Q _{elec}	4.750	kWh				
Annual electricity consumption	AEC	1044	kWh				

Contact details

MITSUBISHI ELECTRIC AIR CONDITIONING SYSTEMS MANUFACTURING TURKEY JOINT STOCK COMPANY Manisa OSB 4.Kisim Kecilikoyosb Mah. Ahmet Nazif Zorlu Bulvarı No:19 Yunusemre - Manisa, Turkey

The identification and signature of the person empowered to bind the supplier;

Kenichi SAITO

The signature is signed in the average climate / medium-temperature section. Manager, Quality Assurance Department

TURKEY

· Details and precautions on installation, maintenance and assembly can be found in the installation and or operation manuals.

· Details and precautions on recycling and/or disposal at end-of-life can be found in the installation and or operation manuals.

(*) For heat pump space heaters and heat pump combination heaters, the rated heat output Prated is equal to the design load for heating Pdesignh, and the rated heat output of a supplementary heater Psup is equal to the supplementary capacity for heating sup(Tj).

(**) If Cdh is not determined by measurement then the default degradation coefficient is Cdh = 0.9.

(***) If the declared TOL is lower than the T designh of the considered climate then the outdoor dry bulb temperature Tj is equal to T designh.

PRODUCT INFORMATION / TECHNICAL DOCUMENTATION

Model(s):	Outdoor unit:	PUZ-SWM100YAA
	Indoor unit:	EHST20D-MED
Air-to-water heat pump:		yes
Water-to-water heat pump:		no
Brine-to-water heat pump:		no
Low-temperature heat pump:		no
Equipped with a supplementary heater:		no
Heat pump combination heater:		yes
Parameters for		low-temperature application.
Parameters for		colder climate conditions.

Item	Symbol	Value	Unit	Item	Symbol	Value	Unit
Rated heat output (*)	Prated	10.0	kW	Seasonal space heating energy efficiency	η_s	146	%
Declared capacity for heating for part load at indoor temperature 20 ° C and outdoor temperature Tj				Declared coefficient of performance or primary energy ratio for part load at indoor temperature 20 ° C and outdoor temperature Tj			
Tj = - 7 ° C	Pdh	6.2	kW	Tj = - 7 ° C	COPd	3.80	-
Degradation co-efficient (**)	Cdh	0.99	-	Tj = + 2 ° C	COPd	4.15	-
Tj = + 2 ° C	Pdh	3.9	kW	Tj = + 7 ° C	COPd	5.30	-
Degradation co-efficient (**)	Cdh	0.98	-	Tj = +12 ° C	COPd	7.45	-
Tj = + 7 ° C	Pdh	3.9	kW	Tj = bivalent temperature	COPd	2.00	-
Degradation co-efficient (**)	Cdh	0.97	-	Tj = operation limit temperature (***)	COPd	1.55	-
Tj = +12 ° C	Pdh	4.5	kW	Tj = - 15 ° C (if TOL < - 20 ° C)	COPd	2.00	-
Degradation co-efficient (**)	Cdh	0.96	-	Operation limit temperature	TOL	-25	° C
Tj = bivalent temperature	Pdh	8.4	kW	Heating water operating limit temperature	WTOL	60	° C
Tj = operation limit temperature (***)	Pdh	6.0	kW	Supplementary heater			
Tj = - 15 ° C (if TOL < - 20 ° C)	Pdh	8.2	kW	Rated heat output (*)	Psup	4.0	kW
Bivalent temperature	Tbiv	-16	° C	Type of energy input	Electrical		
Reference design conditions for space heating	Tdesignh	-22	° C				
Power consumption in modes other than active mode							
Off mode	P _{OFF}	0.022	kW				
Thermostat-off mode	P _{TO}	0.022	kW				
Standby mode	P _{SB}	0.022	kW				
Crankcase heater mode	P _{CK}	0.000	kW				

Other items				Rated air flow rate, outdoors			
Capacity control	variable			-	2640	m ³ /h	
Sound power level, indoors/outdoors	L _{WA}	41 / 58	dBA				
Annual energy consumption	Q _{HE}	6601	kWh				

For heat pump combination heater:				Water heating energy efficiency			
Declared load profile	L			η_{wh}	109	%	
Daily electricity consumption	Q _{elec}	4.750	kWh				
Annual electricity consumption	AEC	1044	kWh				

Contact details

MITSUBISHI ELECTRIC AIR CONDITIONING SYSTEMS MANUFACTURING TURKEY JOINT STOCK COMPANY Manisa OSB 4.Kisim Kecilikoyosb Mah. Ahmet Nazif Zorlu Bulvarı No:19 Yunusemre - Manisa, Turkey

The identification and signature of the person empowered to bind the supplier;

Kenichi SAITO

The signature is signed in the average climate / medium-temperature section. Manager, Quality Assurance Department

TURKEY

- Details and precautions on installation, maintenance and assembly can be found in the installation and or operation manuals.
 - Details and precautions on recycling and/or disposal at end-of-life can be found in the installation and or operation manuals.
- (*) For heat pump space heaters and heat pump combination heaters, the rated heat output Prated is equal to the design load for heating Pdesignh, and the rated heat output of a supplementary heater Psup is equal to the supplementary capacity for heating sup(Tj).
- (**) If Cdh is not determined by measurement then the default degradation coefficient is Cdh = 0.9.
- (***) If the declared TOL is lower than the T designh of the considered climate then the outdoor dry bulb temperature Tj is equal to T designh.

PRODUCT INFORMATION / TECHNICAL DOCUMENTATION

Model(s):	Outdoor unit:	PUZ-SWM100YAA
	Indoor unit:	EHST20D-MED
Air-to-water heat pump:		yes
Water-to-water heat pump:		no
Brine-to-water heat pump:		no
Low-temperature heat pump:		no
Equipped with a supplementary heater:		no
Heat pump combination heater:		yes
Parameters for		medium-temperature application.
Parameters for		warmer climate conditions.

Item	Symbol	Value	Unit	Item	Symbol	Value	Unit
Rated heat output (*)	Prated	10.0	kW	Seasonal space heating energy efficiency	η_s	154	%
Declared capacity for heating for part load at indoor temperature 20 ° C and outdoor temperature Tj				Declared coefficient of performance or primary energy ratio for part load at indoor temperature 20 ° C and outdoor temperature Tj			
Tj = - 7 ° C	Pdh	-	kW	Tj = - 7 ° C	COPd	-	-
Degradation co-efficient (**)	Cdh	-	-	Tj = + 2 ° C	COPd	2.00	-
Tj = + 2 ° C	Pdh	10.0	kW	Tj = + 7 ° C	COPd	3.40	-
Degradation co-efficient (**)	Cdh	1.00	-	Tj = +12 ° C	COPd	5.40	-
Tj = + 7 ° C	Pdh	6.4	kW	Tj = bivalent temperature	COPd	2.00	-
Degradation co-efficient (**)	Cdh	0.99	-	Tj = operation limit temperature (***)	COPd	2.00	-
Tj = +12 ° C	Pdh	4.2	kW	Operation limit temperature	TOL	-25	° C
Degradation co-efficient (**)	Cdh	0.97	-	Heating water operating limit temperature	WTOL	60	° C
Tj = bivalent temperature	Pdh	10.0	kW	Supplementary heater			
Tj = operation limit temperature (***)	Pdh	10.0	kW	Rated heat output (*)	Psup	0.0	kW
Bivalent temperature	Tbiv	2	° C	Type of energy input	Electrical		
Reference design conditions for space heating	Tdesignh	2	° C				
Power consumption in modes other than active mode							
Off mode	P _{OFF}	0.022	kW				
Thermostat-off mode	P _{TO}	0.022	kW				
Standby mode	P _{SB}	0.022	kW				
Crankcase heater mode	P _{CK}	0.000	kW				

Other items				Rated air flow rate, outdoors			
Capacity control	variable			-	2640	m ³ /h	
Sound power level, indoors/outdoors	L _{WA}	41 / 58	dBA				
Annual energy consumption	Q _{HE}	3405	kWh				

For heat pump combination heater:				Water heating energy efficiency			
Declared load profile	L			η_{wh}	139	%	
Daily electricity consumption	Q _{elec}	3.820	kWh				
Annual electricity consumption	AEC	841	kWh				

Contact details

MITSUBISHI ELECTRIC AIR CONDITIONING SYSTEMS MANUFACTURING TURKEY JOINT STOCK COMPANY Manisa OSB 4.Kisim Kecilikoyosb Mah. Ahmet Nazif Zorlu Bulvarı No:19 Yunusemre - Manisa, Turkey

The identification and signature of the person empowered to bind the supplier;

Kenichi SAITO

The signature is signed in the average climate / medium-temperature section. Manager, Quality Assurance Department

TURKEY

· Details and precautions on installation, maintenance and assembly can be found in the installation and or operation manuals.

· Details and precautions on recycling and/or disposal at end-of-life can be found in the installation and or operation manuals.

(*) For heat pump space heaters and heat pump combination heaters, the rated heat output Prated is equal to the design load for heating Pdesignh, and the rated heat output of a supplementary heater Psup is equal to the supplementary capacity for heating sup(Tj).

(**) If Cdh is not determined by measurement then the default degradation coefficient is Cdh = 0.9.

(***) If the declared TOL is lower than the T designh of the considered climate then the outdoor dry bulb temperature Tj is equal to T designh.

PRODUCT INFORMATION / TECHNICAL DOCUMENTATION

Model(s):	Outdoor unit:	PUZ-SWM100YAA
	Indoor unit:	EHST20D-MED
Air-to-water heat pump:		yes
Water-to-water heat pump:		no
Brine-to-water heat pump:		no
Low-temperature heat pump:		no
Equipped with a supplementary heater:		no
Heat pump combination heater:		yes
Parameters for		low-temperature application.
Parameters for		warmer climate conditions.

Item	Symbol	Value	Unit	Item	Symbol	Value	Unit
Rated heat output (*)	Prated	10.0	kW	Seasonal space heating energy efficiency	η_s	219	%
Declared capacity for heating for part load at indoor temperature 20 ° C and outdoor temperature Tj				Declared coefficient of performance or primary energy ratio for part load at indoor temperature 20 ° C and outdoor temperature Tj			
Tj = - 7 ° C	Pdh	-	kW	Tj = - 7 ° C	COPd	-	-
Degradation co-efficient (**)	Cdh	-	-	Tj = + 2 ° C	COPd	3.40	-
Tj = + 2 ° C	Pdh	10.0	kW	Tj = + 7 ° C	COPd	5.30	-
Degradation co-efficient (**)	Cdh	0.99	-	Tj = +12 ° C	COPd	6.95	-
Tj = + 7 ° C	Pdh	6.4	kW	Tj = bivalent temperature	COPd	3.40	-
Degradation co-efficient (**)	Cdh	0.98	-	Tj = operation limit temperature (***)	COPd	3.40	-
Tj = +12 ° C	Pdh	4.4	kW	Operation limit temperature	TOL	-25	° C
Degradation co-efficient (**)	Cdh	0.97	-	Heating water operating limit temperature	WTOL	60	° C
Tj = bivalent temperature	Pdh	10.0	kW	Supplementary heater			
Tj = operation limit temperature (***)	Pdh	10.0	kW	Rated heat output (*)	Psup	0.0	kW
Bivalent temperature	Tbiv	2	° C	Type of energy input	Electrical		
Reference design conditions for space heating	Tdesignh	2	° C				
Power consumption in modes other than active mode							
Off mode	P _{OFF}	0.022	kW				
Thermostat-off mode	P _{TO}	0.022	kW				
Standby mode	P _{SB}	0.022	kW				
Crankcase heater mode	P _{CK}	0.000	kW				

Other items				Rated air flow rate, outdoors			
Capacity control	variable			-	2640	m ³ /h	
Sound power level, indoors/outdoors	L _{WA}	41 / 58	dBA				
Annual energy consumption	Q _{HE}	2411	kWh				

For heat pump combination heater:				Water heating energy efficiency			
Declared load profile	L			η_{wh}	139	%	
Daily electricity consumption	Q _{elec}	3.820	kWh				
Annual electricity consumption	AEC	841	kWh				

Contact details

MITSUBISHI ELECTRIC AIR CONDITIONING SYSTEMS MANUFACTURING TURKEY JOINT STOCK COMPANY Manisa OSB 4.Kisim Kecilikoyosb Mah. Ahmet Nazif Zorlu Bulvarı No:19 Yunusemre - Manisa, Turkey

The identification and signature of the person empowered to bind the supplier;

Kenichi SAITO

The signature is signed in the average climate / medium-temperature section. Manager, Quality Assurance Department

TURKEY

- Details and precautions on installation, maintenance and assembly can be found in the installation and or operation manuals.
 - Details and precautions on recycling and/or disposal at end-of-life can be found in the installation and or operation manuals.
- (*) For heat pump space heaters and heat pump combination heaters, the rated heat output Prated is equal to the design load for heating Pdesignh, and the rated heat output of a supplementary heater Psup is equal to the supplementary capacity for heating sup(Tj).
- (**) If Cdh is not determined by measurement then the default degradation coefficient is Cdh = 0.9.
- (***) If the declared TOL is lower than the T designh of the considered climate then the outdoor dry bulb temperature Tj is equal to T designh.