
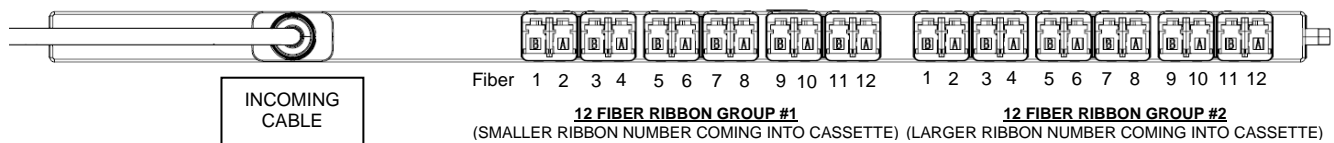


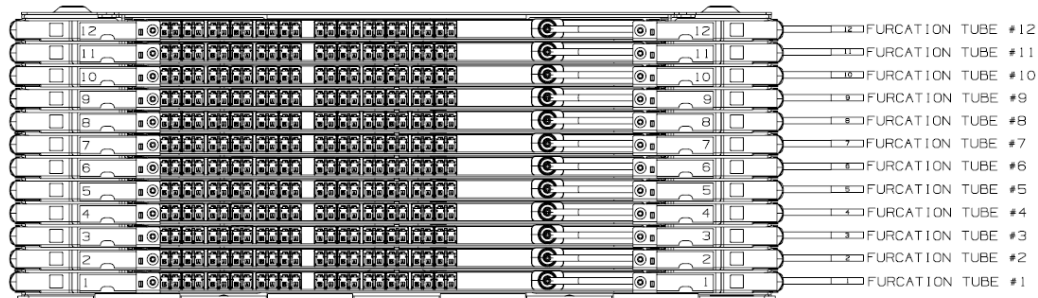
**TETHERED LEFT ENCLOSURE LAYOUT**



**TETHERED LEFT CASSETTE STANDARD POLARITY**



**TETHERED RIGHT ENCLOSURE LAYOUT**



**TETHERED RIGHT CASSETTE STANDARD POLARITY**



**FIBER COLOR KEY**

FIBER 1 - BLUE	FIBER 7 - RED
FIBER 2 - ORANGE	FIBER 8 - BLACK
FIBER 3 - GREEN	FIBER 9 - YELLOW
FIBER 4 - BROWN	FIBER 10 - VIOLET
FIBER 5 - SLATE	FIBER 11 - ROSE
FIBER 6 - WHITE	FIBER 12 - AQUA

Furcation Tube #	Row on Enclosure	Ribbons Inside Cassette	Group of LC Adapters on Front of Cassette	Symbols on Flexible Ribbon on Blunt End
12	12	23	1 (Left Most)	■ ■ ■ ■
		24	2 (Right Most)	■ ■ ■ ■
11	11	21	1 (Left Most)	■ ■ ■ ■
		22	2 (Right Most)	■ ■ ■ ■
10	10	19	1 (Left Most)	■ ■ ■
		20	2 (Right Most)	■ ■ ■ ■
9	9	17	1 (Left Most)	■ ■ ■
		18	2 (Right Most)	■ ■ ■
8	8	15	1 (Left Most)	■ ■ ■
		16	2 (Right Most)	■ ■ ■
7	7	13	1 (Left Most)	■ ■
		14	2 (Right Most)	■ ■
6	6	11	1 (Left Most)	■ ■
		12	2 (Right Most)	■ ■
5	5	9	1 (Left Most)	■
		10	2 (Right Most)	■ ■
4	4	7	1 (Left Most)	■
		8	2 (Right Most)	■
3	3	5	1 (Left Most)	■
		6	2 (Right Most)	■
2	2	3	1 (Left Most)	
		4	2 (Right Most)	
1	1	1	1 (Left Most)	
		2	2 (Right Most)	