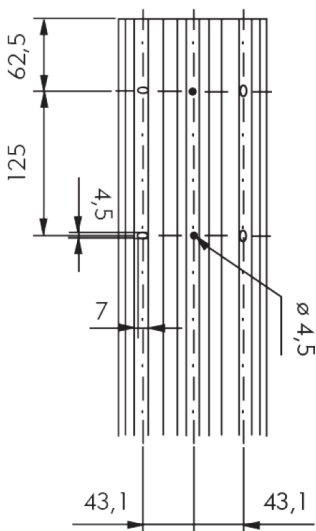


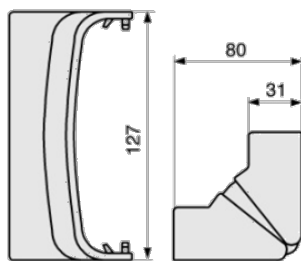
# Tba

## Système de plinthes et chambranles

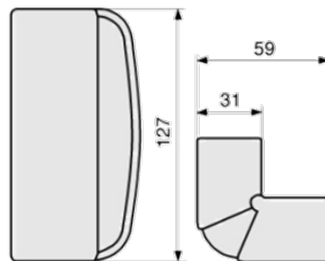
**TBA**  
Perforation du socle



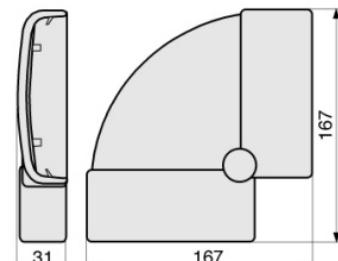
**AIBA**  
Angle intérieur variable



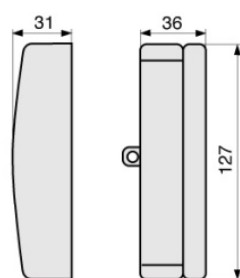
**AEBA**  
Angle extérieur variable



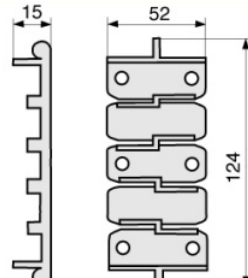
**APVA**  
Angle plat variable



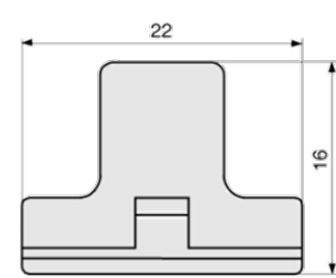
**LBA**  
Embout



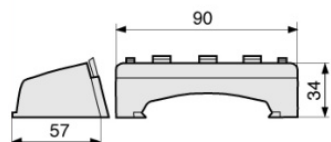
**GFA**  
Joint de socle



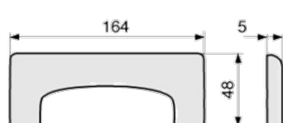
**TRBA**  
Agrafe de retenue de fils



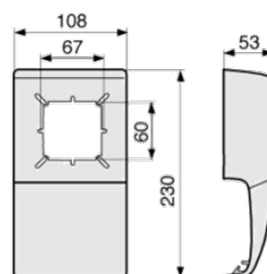
**DPA**  
Dérivation passage de plancher



**TPRA**  
Embout de passage de mur



**SQBA**  
Boîtier d'appareillages entraxe 60



**GBA**  
Joint de couvercle

