

## Features

Use: Indoor  
Type of installation: RECESSED INTO PLASTERBOARD  
Emission: DIRECT  
Optics: SPOT  
Beam: 24°  
Colour: SHINY CHROME  
Dimming: ON/OFF  
Emergency: WITH ACCESSORY  
L: Ø228mm  
H: 99mm  
D: 200-210mm  
Warranty: 5 years  
Weight: 1.6kg

## Tech data

Luminaire input power: 34W  
Luminaire luminous flux: 3159lm  
Luminous flux in emergency: 1h: 13% / 3h: 5%  
IP: 40  
Insulation class: II  
Supply voltage: 220-240V 50/60Hz  
UGR: <19  
SELV: Si

## Source

Light source: LED  
Source power: 32W  
Colour temperature: 4000K  
CRI: >90  
LED lifespan: 50000h L80 B50

## Compliance

CEI EN 60598-1:2015 + A11:2009. IEC 60598-2:2015 2-1, 2-2

## Standards

Photobiological risk: RISK GROUP 1 Certified fixture in RISK GROUP 1 (Low Risk)-The fixture does not pose a hazard due to normal behavioral limitations on exposure - in accordance with CEI EN 62471:2010-01, IEC TR 62778:2014.

CAM edilizia: The product complies with the requirements for public buildings, ministerial decree of 23rd June 2022 n.256.

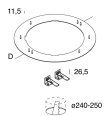
## Average luminance

Average luminance limits for DSE workstation 65°(in accordance to EN 12464-1:2012).

[View more product info](#)

**COMPLETION ACCESSORIES**

---

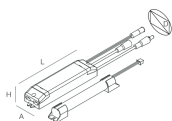


SLIM: ADATT.PER FORO 240MM / 250MM

**11814.01**

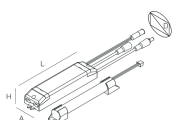
**EMERGENCY ACCESSORIES**

---



THE PANEL 2: EMER.INC.3H 10/54VDC

**1020A5.99**



THE PANEL 2: EMER.INC.1H 10/54VDC

**1020A4.99**