



Product designation				RF38
Product type designation				Motor protection relay
General characteristics				
Number of poles	Nr.			3
Overvoltage category				III
Pollution degree				3
Frontal IP degree				IP20
Type of release				Thermal
Protection fuse				
	gG (IEC)	A		20
	aM (IEC)	A		10
	RK5 (UL)	A		40
Phase failure detection				yes
Reset mode				Manual or automatic
Power circuit characteristics				
Rated insulation voltage U_i IEC/EN	V			690
Rated impulse withstand voltage U_{imp}	kV			6
Rated operational voltage	V			690
Operational frequency				
	min	Hz	0	
	max	Hz	400	
Operational current I_e				
	Operational current min	A	6.3	
	Operational current max	A	10	
Tripping class				10A
Test Button				yes
Trip indicator				yes
Terminals				
	type			screw and washer
	screw			M4
	width	mm	12.6	
	tool			Phillips 2
Tightening torque for terminals				
	min	Nm	2	
	max	Nm	2.5	
	min	lbin	1.5	
	max	lbin	1.8	
Conductor section				
	Flexible w/o lug max	mm ²	10	
	Flexible c/w lug max	mm ²	6	
	AWG/kcmil max	8		

Auxiliary circuit characteristics

Auxiliary contacts

	NO	Nr.	1
	NC	Nr.	1
Auxiliary Rated insulation voltage U_i IEC/EN		V	690
Auxiliary Rated impulse withstand voltage U_{imp}		kV	6
Auxiliary Rated operational voltage		V	690
Operating current AC15	24V	A	3
	120V	A	3
	240V	A	1.5
	380V	A	0.95
	480V	A	0.75
	500V	A	0.72
	600V	A	0.6
Operating current DC13	125V	A	0.11
	600V	A	0.22
IEC Conventional free air thermal current I_{th}		A	10

Terminals

Auxiliary circuit type			screw and washer
Auxiliary circuit screw			M3.5
Auxiliary circuit width	mm		8
Auxiliary circuit tool			Phillips 2

Conductor section

Auxiliary circuit Flexible w/o lug max	mm ²	2.5
Auxiliary circuit Flexible c/w lug max	mm ²	2.5

Tightening torque for terminals

Auxiliary circuit min	Nm	0.8
Auxiliary circuit max	Nm	1
Auxiliary circuit min	lbin	0.59
Auxiliary circuit max	lbin	0.74

UL/CSA and IEC/EN 60947-5-1 designation

B600-R300

Ambient conditions

Operating temperature

min	°C	-25
max	°C	60

Storage temperature

min	°C	-50
max	°C	70

Compensation temperature

min	°C	-20
max	°C	60

Max altitude

m 3000

Mechanical features

Operating position

normal allowable	Vertical plan ±30°
------------------	--------------------

Fixing

Direct mounting on BF09... BF38...

Weight

g 160

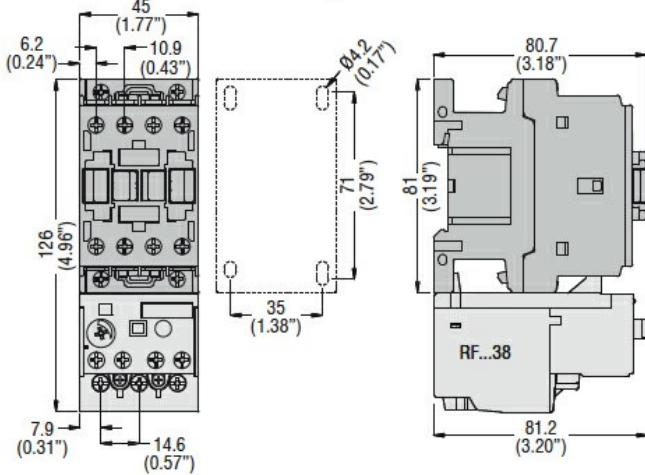
UL technical data

Full-load current (FLA) for three-phase AC motor

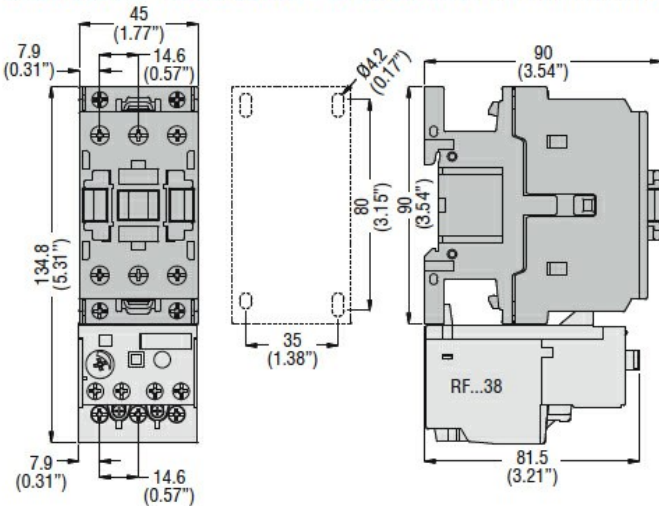
at 480V	A	10
at 600V	A	10

Dimensions

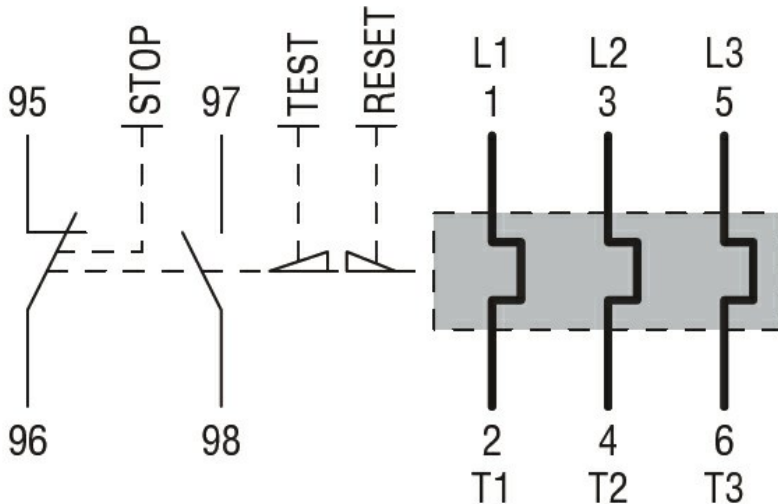
BF00 A... BF09 A... - BF12 A... - BF18 A... - BF25 A... three poles with **RF...38** thermal overload relay



BF26 00A... - BF32 00A... - BF38 00A... three poles with **RF...38** thermal overload relay



Wiring diagrams



Certifications and compliance

Compliance

CSA C22.2 n° 14

IEC/EN 60947-1

IEC/EN 60947-4-1

UL508

Certifications

CCC

cULus

EAC

ETIM classification

ETIM 8.0

EC000106 -
Thermal overload
relay