

Features

Use: Indoor
 Type of installation: RECESSED INTO PLASTERBOARD
 Emission: DIRECT
 Optics: SPOT
 Beam: 36°
 Colour: WHITE
 Dimming: WITH ACCESSORY
 Emergency: WITH ACCESSORY
 A: Ø80mm
 H: 121mm
 D: 70mm
 Warranty: 5 years
 Weight: 0.45kg

Tech data

Luminaire luminous flux: 1754lm
 Luminous flux in emergency: 1h: 23% / 3h: 9%
 IP: 20
 Insulation class: III
 Supply voltage: DC 500 mA
 SELV: No

Source

Light source: LED
 Source power: 18W
 Colour temperature: 4000K
 CRI: >90
 LED lifespan: 30000h L70 B20

Compliance

CEI EN 60598-1:2015 + A11:2009. IEC 60598-2:2015 2-1, 2-2

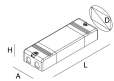
Standards

Photobiological risk: RISK GROUP 1 Certified fixture in RISK GROUP 1 (Low Risk)-The fixture does not pose a hazard due to normal behavioral limitations on exposure - in accordance with CEI EN 62471:2010-01, IEC TR 62778:2014.

CAM edilizia: The product complies with the requirements for public buildings, ministerial decree of 23rd June 2022 n.256.

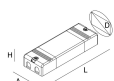
[View more product info](#)

ELECTRICAL ACCESSORIES



ALIM. LED MAX 18W 500MA

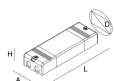
101325.99



ALIM. LED MAX 20W 500MA

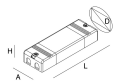
101309.99

DIMMABLE ACCESSORIES



ALIM. MAX.20W/500MA DALI/PUSH/0-10/1-10

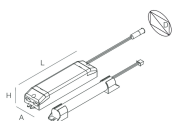
101904.99



ALIM. LED 25W 500MA/2-50V DALI/PUSH

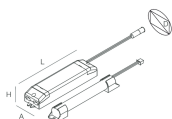
101334.99

EMERGENCY ACCESSORIES



KIT EMERGENZA 3H 10V-54V

18005.99



KIT EMERGENZA 1H 10V-54V

18004.99
