

Features

Use: Indoor
 Type of installation: RECESSED INTO PLASTERBOARD
 Emission: DIRECT
 Optics: OPAL
 Beam: 100°
 Colour: WHITE
 Dimming: WITH ACCESSORY
 Emergency: WITH ACCESSORY
 A: Ø230mm
 H: 28mm
 D: 210-215mm
 Warranty: 5 years
 Weight: 0.73kg

Tech data

Luminaire input power: 23W
 Luminaire luminous flux: 2000lm
 Luminous flux in emergency: 1h: 22% / 3h: 9%
 IP: 40
 Insulation class: II
 Supply voltage: 220-240V 50/60Hz
 SELV: Si

Source

Light source: LED
 Source power: 20W
 Source luminous flux: 2360lm
 Colour temperature: 4000K
 CRI: >90
 LED lifespan: 50000h L80 B20

Compliance

CEI EN 60598-1:2015 + A11:2009. IEC 60598-2:2015 2-1, 2-2

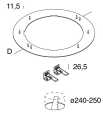
Standards

Photobiological risk: RISK GROUP 0 Certified fixture in EXEMPT GROUP, in accordance with CEI EN 62471:2010-01, IEC TR 62778:2014.

CAM edilizia: The product complies with the requirements for public buildings, ministerial decree of 23rd June 2022 n.256.

[View more product info](#)

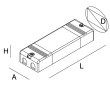
COMPLETION ACCESSORIES



SLIM: ADATT.PER FORO 240MM / 250MM

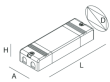
11814.01

DIMMABLE ACCESSORIES



ALIM. LED 25W 350MA/2-50V DALI/PUSH

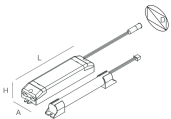
101333.99



ALIM. LED DALI/PUSH 21W/350MA 20-60V

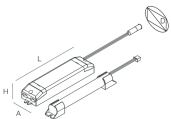
101323.99

EMERGENCY ACCESSORIES



KIT EMERGENZA 3H 10V-54V

18005.99



KIT EMERGENZA 1H 10V-54V

18004.99