



## DIMENSIONS



## ACCESSOIRES



CUSTOM & MOUNTING  
ACCESSORIES

Nom	BLACK FOSTER CUSTOM MODULE FIT27 22° DIM DALI 3000K WT
Référence	A4540211WT
Couleur	Blanc Texturé
RAL	9016
Catégorie	CUSTOM SYSTEMS

Type	LED
Flux lumineux brut	600 lm
Température de couleur	3000 K
Stabilité chromatique	MacAdam Step 2
Indice de reproduction chromatique	CRI > 90
Puissance	5,5 W
Courant	500 mA
Efficacité	109 lm/W
Durée de vie de la LED	L80B10 > 60.000h

Efficacité lumineuse	84%
Angle du faisceau lumineux	22°

Driver	Inclus
Valeurs de puissance du système	6,11 W
Tension	48Vdc
Variation d'intensité	DALI
Classe d'isolation électrique	II

Étanchéité	IP20
Contrôle sans fil	Veillez consulter
Angle de basculement	90°
Angle de rotation	355°
Type de rail	Black Foster Surface Track
Poids	160 g
Poids avec emballage	222 g
Unités par emballage	1
Matériaux	Aluminium / Polycarbonate

## PRODUIT

## SOURCE DE LUMIÈRE

## LUMINAIRE | DONNÉS PHOTOMÉTRIQUES

## LUMINAIRE | DONNÉS ÉLECTRIQUES

## D'AUTRES DONNÉES



Fit 27 est un projecteur pour le système Black Foster. De géométrie cylindrique et de formes essentielles, il se distingue par son minimalisme esthétique et sa fonctionnalité, car il peut être orienté dans toutes les directions. Le périmètre de sa bouche en noir accentue sa vocation anti-éblouissante.

DIAGRAMME POLAIRE

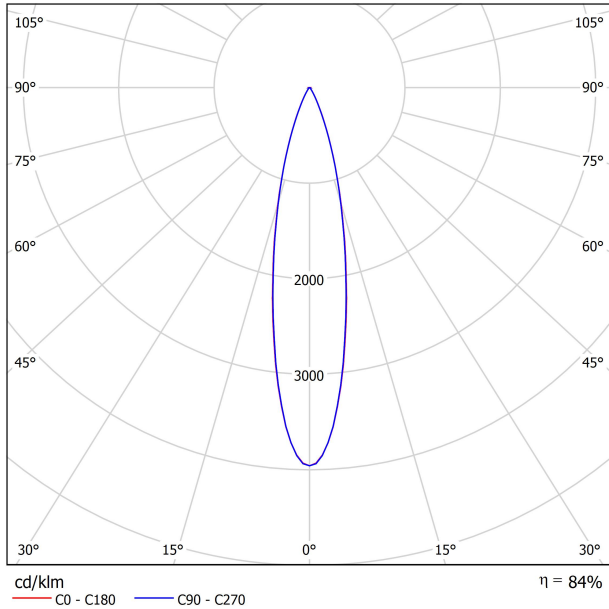
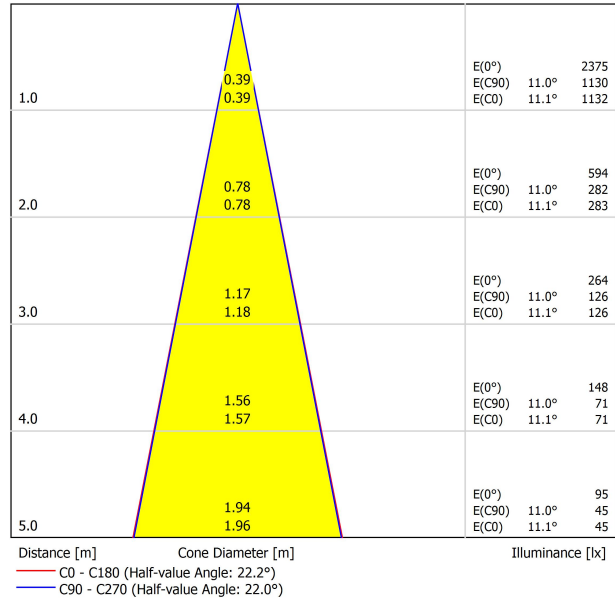
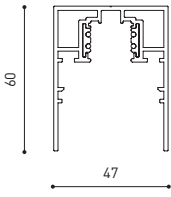


DIAGRAMME CONIQUE



UGR

Glare Evaluation According to UGR											
ρ Ceiling		70	70	50	50	30	70	70	50	50	30
ρ Walls		50	30	50	30	30	50	30	50	30	30
ρ Floor		20	20	20	20	20	20	20	20	20	20
Room Size X Y		Viewing direction at right angles to lamp axis					Viewing direction parallel to lamp axis				
2H	2H	11.4	12.1	11.6	12.3	12.4	11.5	12.2	11.7	12.4	12.6
	3H	12.7	13.3	13.0	13.5	13.8	13.0	13.6	13.3	13.9	14.1
	4H	13.8	14.4	14.1	14.6	14.9	13.9	14.5	14.2	14.7	15.0
	6H	14.8	15.3	15.1	15.6	15.9	14.8	15.3	15.1	15.6	15.9
	8H	15.4	15.9	15.7	16.2	16.5	15.4	15.9	15.7	16.2	16.5
4H	2H	11.9	12.5	12.2	12.7	13.0	12.0	12.5	12.3	12.8	13.1
	3H	13.5	14.0	13.9	14.3	14.6	13.8	14.3	14.1	14.6	14.9
	4H	14.8	15.2	15.2	15.5	15.9	14.8	15.3	15.2	15.6	15.9
	6H	16.0	16.3	16.4	16.7	17.1	16.0	16.3	16.4	16.7	17.1
	8H	16.8	17.1	17.2	17.5	17.9	16.7	17.0	17.1	17.4	17.8
8H	2H	17.8	18.0	18.2	18.4	18.9	17.8	18.0	18.2	18.4	18.9
	4H	15.2	15.5	15.6	15.9	16.3	15.3	15.6	15.7	16.0	16.4
	6H	16.8	17.0	17.2	17.4	17.9	16.8	17.0	17.2	17.4	17.8
	8H	17.8	18.0	18.2	18.4	18.9	17.7	17.9	18.2	18.3	18.8
	12H	19.0	19.2	19.5	19.6	20.1	19.0	19.2	19.5	19.6	20.1
12H	4H	15.4	15.6	15.8	16.0	16.4	15.4	15.7	15.8	16.1	16.5
	6H	17.0	17.2	17.5	17.6	18.1	17.0	17.2	17.5	17.6	18.1
	8H	18.1	18.3	18.6	18.7	19.2	18.0	18.2	18.5	18.7	19.2
Variation of the observer position for the luminaire distances S											
S = 1.0H		+1.3 / -0.6					+1.3 / -0.5				
S = 1.5H		+2.8 / -0.8					+2.7 / -0.8				
S = 2.0H		+4.3 / -1.3					+4.2 / -1.2				
Standard table Correction Summand		---					---				
Corrected Glare Indices referring to 600lm Total Luminous Flux											



BLACK FOSTER Custom Surface 1m	A452-01-00-   NT   WT
BLACK FOSTER Custom Surface 2m	A452-02-00-   NT   WT
BLACK FOSTER Custom Surface 3m	A452-03-00-   NT   WT

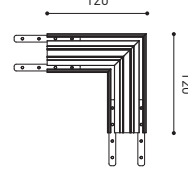


BLACK FOSTER Custom Surface L-Joint	A452-04-00-   NT   WT
BLACK FOSTER Custom Surface T-Joint	A452-05-00-   NT   WT
BLACK FOSTER Custom Surface X-Joint	A452-06-00-   NT   WT



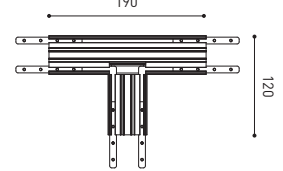
BLACK FOSTER SURFACE CUSTOM BLACK FOSTER SURFACE CUSTOM

L JOINT



Electrical connection not included

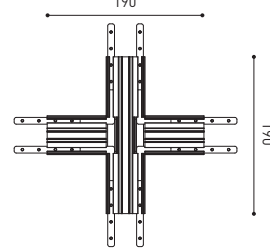
T JOINT



Electrical connection not included

BLACK FOSTER SURFACE CUSTOM

X JOINT



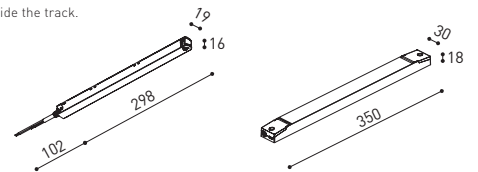
Electrical connection not included

	L	P	V	D (A x B x C)
BLACK FOSTER Custom Cover Gap 250	A452-00-01-   N	250mm		
BLACK FOSTER Custom Cover Gap 500	A452-00-02-   N	500mm		

		P	V	D (A x B x C)
Constant Voltage	0434-01-61*   N	100W	48V	298 x 16 x 19mm
LED POWER SUPPLY	0434-01-62	150W	48V	350 x 30 x 18mm

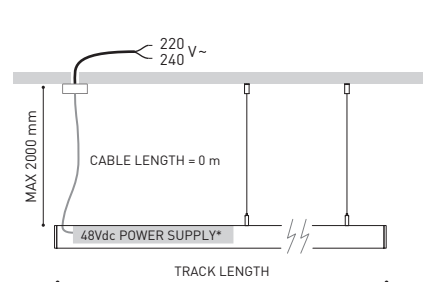
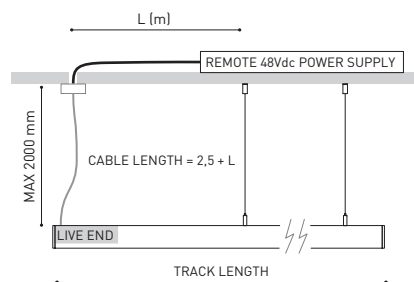
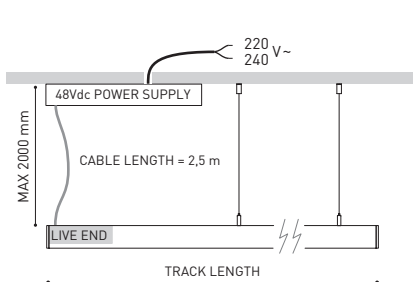
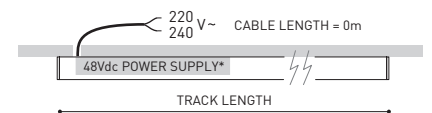
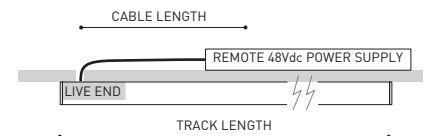
220  
240 V~

\*To be installed inside the track.



DROPVOLTAGE TABLE

POWER (W)	CABLE SECTION (mm²)	CABLE LENGTH (m)			
		5	10	20	30
100	0,75	50	50	X	X
	1,5	50	50	40	25
150	0,75	40	15	X	X
	1,5	50	40	20	X



COLOUR | NT ■ RAL 9005 | WT □ RAL 9016 | N ■ RAL 9005 |

### Live-End Connector 48V

A338-00-01- | N |



### BLACK FOSTER Custom Surface

End A452-00-03- | N | W |



### Central Connector 48V

A338-00-02- | N |



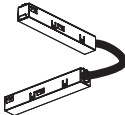
### BLACK FOSTER Custom Surface

End Feed A452-00-04- | N | W |



### L-Joint Connector 48V

A338-00-12- | N |



### BLACK FOSTER Custom Surface

Straight Joiner A452-00-05



### T-Joint Connector 48V

A450-00-07- | N |



### X-Joint Connector 48V

A450-00-08- | N |



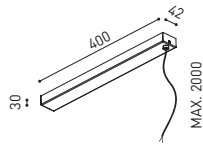
## SUSPENSION COMPONENTS

### Wired Power Supply Case 48V

A338-00-25- | NT | WT | 150W NO DIM

A338-00-26- | NT | WT | 150W DIM

220 V~  
240  
INCL



### Suspension Feed Kit 48V

A338-00-16- | N | W | NO DIM

A338-00-17- | N | W | DIM

For remote power supply



### Black Foster Suspension Kit (2 units)

A450-00-09- | NT | WT |

Suggested mounting accessories quantities:  
1000mm - 2 Pcs.  
2000mm - 2 Pcs.  
3000mm - 3 Pcs.



A338-00-27- | N | W | NO DIM

A338-00-28- | N | W | DIM

For power supply inside the track

## WIRE TRIMLESS ACCESSORIES

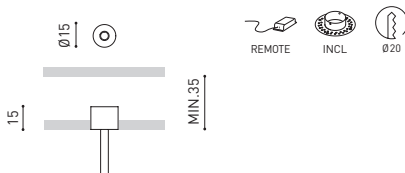
### FEED

#### Mains Trimless\*

A023-00-01- | W | N | NO DIM

#### Mains Thick Trimless\*

A023-00-02- | W | N | DIM



### FASTENING

#### Steel Cable Trimless\*

A023-00-05- | W | N |



\* As many pieces as needed ACCORDING to your product

COLOUR | NT ■ RAL 9005 | WT □ RAL 9016 | N ■ RAL 9005 |



Fuente de luz (LED) reemplazable por un profesional autorizado

Replaceable (LED only) light source by an authorized professional.

Source lumineuse (LED) remplaçable par un professionnel agréé

Sorgente luminosa (LED) sostituibile da parte di un professionista autorizzato

Austauschbare (LED) Lichtquelle durch einen autorisierten Fachmann



Equipo de control reemplazable por un profesional autorizado

Replaceable control gear by an authorized professional

Dispositif de commande remplaçable par un professionnel agréé

Alimentatore sostituibile da parte di un professionista autorizzato

Auswechselbares Betriebsgerät durch autorisierten Fachmann

INSTRUCCIONES PARA EL FINAL DE VIDA Y LA ELIMINACIÓN LOS COMPONENTES  
 INSTRUCTIONS ON END-OF-LIFE AND COMPONENT DISPOSAL  
 INSTRUCTIONS POUR LA GESTION DES COMPOSANTS EN FIN DE VIE ET LEUR MISE AU REBUT  
 ISTRUZIONI PER IL FINE VITA E LO SMALTIMENTO DEI COMPONENTI  
 ANWEISUNGEN ZUR ENTSORGUNG DER LEUCHTENKOMPONENTEN



Interrumpir la alimentación del aparato  
 Cut the power supply to the luminaire  
 Couper l'alimentation du luminaire  
 Interrompere l'alimentazione dell'apparecchio  
 Stromversorgung der Leuchte unterbrechen



Quitar la(s) fuente(s) de luz para el desecho  
 Remove light source(s) for disposal  
 Retirer la (les) source(s) lumineuse(s) pour l'élimination  
 Rimuovere la/le sorgente/e di luce per lo smaltimento  
 Lichtquelle(n) zur Entsorgung entfernen



Quitar la batería para el desecho  
 Remove the battery for decommissioning  
 Retirer la batterie pour sa mise au rebut  
 Rimuovere la batteria per la dismissione  
 Die Batterie ordnungsgemäß entsorgen



Quitar el equipo de control para el desecho  
 Remove control gear for disposal  
 Retirer le dispositif de commande pour l'élimination  
 Rimuovere l'alimentatore per lo smaltimento  
 Betriebsgerät zur Entsorgung ausbauen



Enviar los materiales a un centro de recogida RAEE  
 Send the materials to a WEEE collection centre  
 Envoyer les matériaux dans une déchetterie DEEE  
 Inviare i materiali ad un centro di raccolta RAEE  
 Die Materialien in einem WEEE-Zentrum entsorgen

