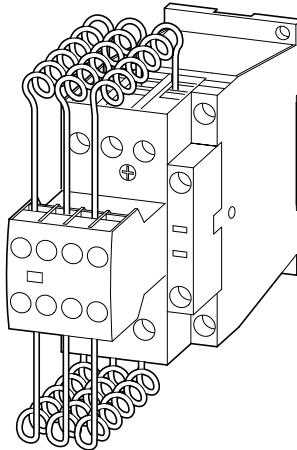


**DILK12-11, XTCC012C...**  
**DILK20-11, XTCC020C...**  
**DILK25-11, XTCC025C...**  
**DILK33-10, XTCC033C...**  
**DILK50-10, XTCC050C...**



**⚠ Electric current! Danger to life!**  
 Only skilled or instructed persons may carry out the following operations.

**⚠ Lebensgefahr durch elektrischen Strom!**

Nur Elektrofachkräfte und elektrotechnisch unterwiesene Personen dürfen die im Folgenden beschriebenen Arbeiten ausführen.

**⚠ Tension électrique dangereuse !**

Seules les personnes qualifiées et averties doivent exécuter les travaux ci-après.

**⚠ ¡Corriente eléctrica! ¡Peligro de muerte!**

El trabajo a continuación descrito debe ser realizado por personas cualificadas y advertidas.

**⚠ Tensione elettrica: Pericolo di morte!**


Solo persone abilitate e qualificate possono eseguire le operazioni di seguito riportate.

**⚠ 触电危险!**

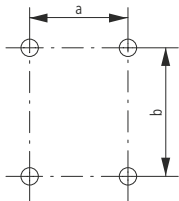
只允许专业人员和受过专业训练的人员进行下列工作。

**⚠ Электрический ток! Опасно для жизни!**

Только специалисты или проинструктированные лица могут выполнять следующие операции.



- Ⓔ Screw fixing
- Ⓓ Schraubbefestigung
- Ⓕ Fixation par vis
- Ⓔ Fijación por tornillo
- Ⓕ Fissaggio a vite
- Ⓕ 固定螺栓
- Ⓕ Крепление под винты

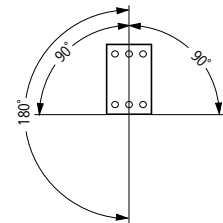


[mm]	a	b	
DILK12, XTCC012C	35	75	2 x M4
DILK20, XTCC020C	35	75	2 x M4
DILK25, XTCC025C	35	75	2 x M4
DILK33, XTCC033C	45	105	4 x M4
DILK50, XTCC050C	45	105	4 x M4

[in]	a	b	
DILK12, XTCC012C	1.38	2.95	2 x M4
DILK20, XTCC020C	1.38	2.95	2 x M4
DILK25, XTCC025C	1.38	2.95	2 x M4
DILK33, XTCC033C	1.77	4.13	4 x M4
DILK50, XTCC050C	1.77	4.13	4 x M4

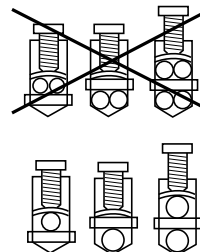
- Ⓔ Mounting position
- Ⓓ Einbaulage
- Ⓕ Position de montage
- Ⓔ Posición de montaje
- Ⓕ Posizione di montaggio
- Ⓕ 安装位置
- Ⓕ Положение установки



- Ⓔ Terminations
- Ⓓ Anschlusstechnik
- Ⓕ Technique de raccordement
- Ⓔ Técnica de conexiónado
- Ⓕ Tipi di collegamento
- Ⓕ 连接技术
- Ⓕ Техника присоединения

A1/A2 13/14 21/22	10 mm (0.39")	AWG	
		0.75 - 2.5 mm <sup>2</sup>	18 - 14
			1.2 Nm (10.6 lb-in)

10 mm (0.39")	DILK12 DILK20, XTCC020C... DILK25, XTCC025C...
	1 x (0.75 - 16 mm <sup>2</sup> ) 2 x (0.75 - 10 mm <sup>2</sup> )
	1 x (0.75 - 10 mm <sup>2</sup> ) 2 x (0.75 - 10 mm <sup>2</sup> )
	1 x 16 mm <sup>2</sup>
<b>AWG</b>	14 - 8 <b>3.2 Nm</b> (28 lb-in)



14 mm (0.55")	DILK33, XTCC033C... DILK50, XTCC050C...
	1 x (0.75 - 16 mm <sup>2</sup> ) 2 x (0.75 - 16 mm <sup>2</sup> )
	1 x (0.75 - 35 mm <sup>2</sup> ) 2 x (0.75 - 25 mm <sup>2</sup> )
	1 x (0.75 - 35 mm <sup>2</sup> ) 2 x (0.75 - 25 mm <sup>2</sup> )
	1 x (16 - 50 mm <sup>2</sup> ) 2 x (16 - 35 mm <sup>2</sup> )
	1 x (6 x 9 x 0.8 mm <sup>2</sup> ) 2 x (6 x 9 x 0.8 mm <sup>2</sup> )
<b>Single AWG</b>	12 - 2
<b>Double AWG</b>	10 - 6 <b>3.3 Nm</b> (29.21 lb-in)