

Product designation				Enclosed rotary cam switch
Product type designation				GX32
<b>General characteristics</b>				
Switching diagram				108 - Multi-step 0-1-2-3 1 pole
N° of elements				2
Mounting form				P - Plastic enclosure with black handle
<b>Contact characteristics</b>				
Rated insulation voltage $U_i$	IEC/EN	V	690	
	UL/CSA	V	600	
Rated impulse withstand voltage $U_{imp}$		kV	6	
Conventional free air thermal current $I_{th}$	IEC/EN	A	32	
	UL/CSA	A	32	
Rated operational voltage		V	440	
Rated operational impulse voltage		kV	4	
Maximum fuse size for short-circuit protection $I_n$ (gG)	10kA	A	35	
	15kA	A	35	
	25kA	A	35	
Rated short time current $I_{cw}$	1s	A	1000	
Conductivity				10/5 mA/V
Operational current $I_e$ IEC/EN				
AC1/AC21A		A	32	
AC15	110V	A	25	
	220/230V	A	20	
	380/400V	A	10	
	660/690V	A	2	
Rated operational power in AC				
Three-phase AC-3	220/230V	kW	7.5	
	380/440V	kW	11	
	500/690V	kW	11	
Single-phase AC-3	110V	kW	1.8	
	220/230V	kW	3.5	
	380/440V	kW	5.5	
Three-phase AC23A	220/230V	kW	8	
	380/440V	kW	15	
	500/690V	kW	15	
Single-phase AC23A	110V	kW	2.2	
	220/230V	kW	3.5	
	380/440V	kW	6	

Rated operational current in DC

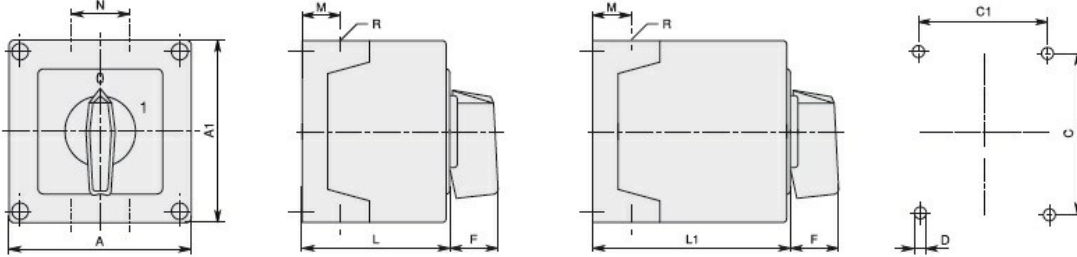
DC21A				
	48V	A	32	
	60V	A	32	
	110V	A	5	
	220V	A	0.8	
	440V	A	0.25	
DC23A (poles in series)				
	24V	A	32 (1)	
	48V	A	32 (2)	
	60V	A	32 (3)	
	110V	A	15 (3)	
	220V	A	12 (4)	
DC13				
	24V	A	32	
	48V	A	25	
	60V	A	14	
	110V	A	3	
	220V	A	0.5	
	440V	A	0.15	
Power dissipation		W	1.6	
<b>Mechanical features</b>				
Terminals screw			M4	
Tightening torque for terminals max		Nm	1.2	
Conductor size				
AWG - Rigid cable				
	min	AWG	16	
	Max	AWG	8	
AWG - Flexible cable				
	min	AWG	16	
	Max	AWG	10	
Conductor size (IEC) - Flexible cable				
	min	mm <sup>2</sup>	1.5	
	Max	mm <sup>2</sup>	6	
Conductor size (IEC) - Rigid cable				
	min	mm <sup>2</sup>	1.5	
	Max	mm <sup>2</sup>	10	
Mechanical life		cycles	1X10 <sup>6</sup>	
<b>UL technical data</b>				
Motor power for direct-on-line control				
for three-phase motor				
	120V	HP	3	
	240V	HP	7.5	
	480V	HP	15	
	600V	HP	15	
for single-phase motor				
	120V	HP	1.5	
	240V	HP	3	
<b>Ambient conditions</b>				
Temperature				
Operating temperature				
	min	°C	-25	
	max	°C	+55	
Storage temperature				
	min	°C	-40	

max °C +70

**Resistance & Protection**

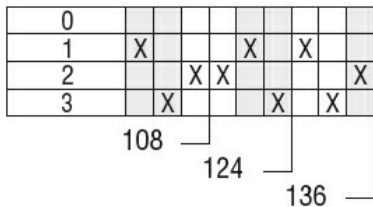
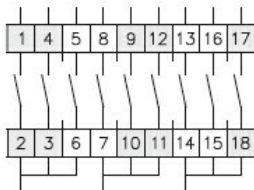
Frontal IP degree	IP65
Terminals IP degree	IP20

**Dimensions**



GX16	90x90	1-2	3-5	90	90	79	79	4.5	25	19	30	71.3	98.3	4xPG16	IP65
GX20		1-2	3-5												
GX16	110x110	1-3	4-7	110	110	98.4	83	4.5	32	21	39.5	85.5	119.5	4xPG21	IP65
GX20		1-3	4-7												
GX32		1-2	3-4												
GX40		1-2	3-4												

**Wiring diagrams**



**Certifications and compliance**

**Compliance**

- IEC/EN/BS 60947-1
- IEC/EN/BS 60947-3
- IEC/EN/BS 60947-5-1
- IEC/EN/BS 61058-1

**Certificates**

EAC

**ETIM classification**

ETIM 8.0

EC001029 -  
Selector switch,  
complete