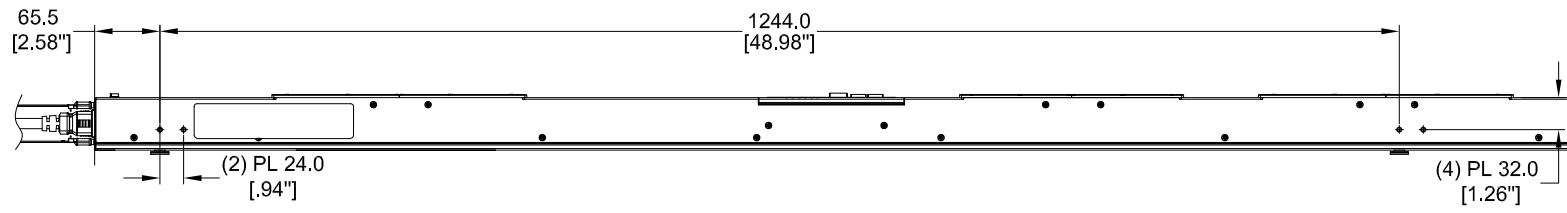
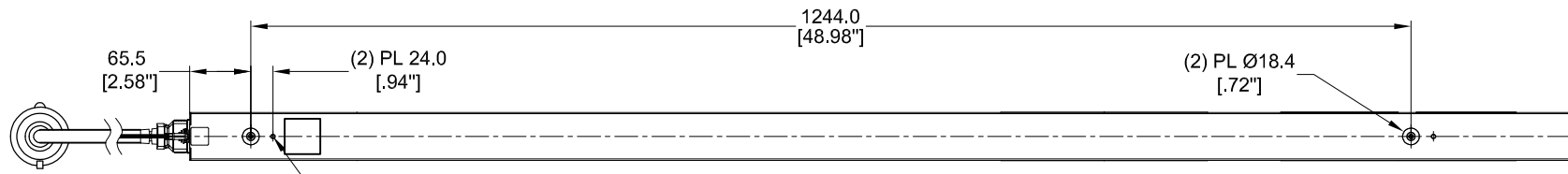


THIS COPY IS PROVIDED ON A RESTRICTED BASIS AND IS NOT TO BE USED IN ANY WAY DETRIMENTAL TO THE INTERESTS OF PANDUIT CORP.

PANDUIT P/N	WEIGHT
P24G11M-XYZ	SEE SHEET 2

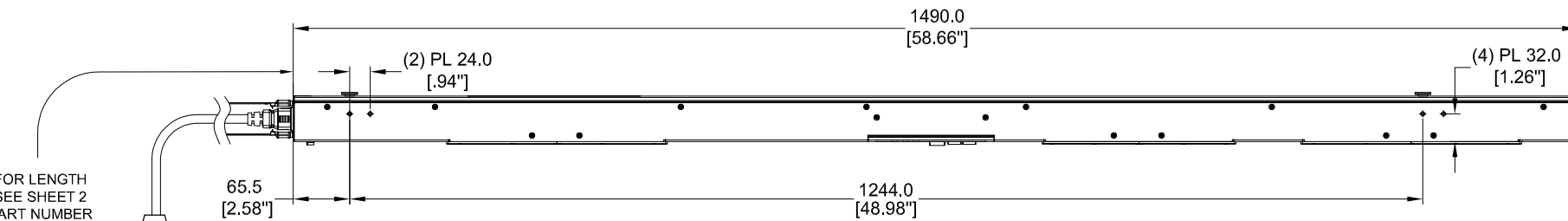


LEFT VIEW



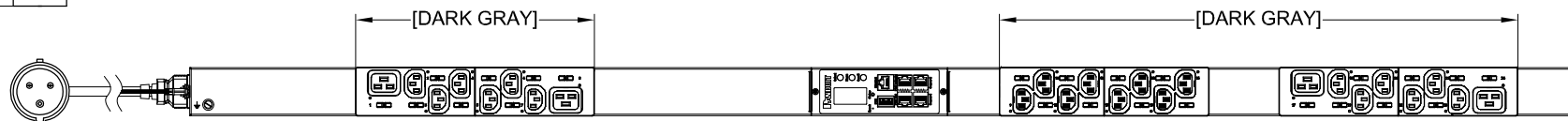
REAR VIEW

TOOLESS MOUNTING
BUTTON LOCATIONS (12) PL

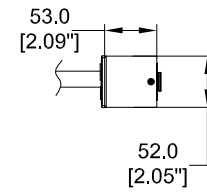


RIGHT VIEW

FOR LENGTH
SEE SHEET 2
PART NUMBER
TABLE.



FRONT VIEW



BOTTOM VIEW

SPECIFICATION:

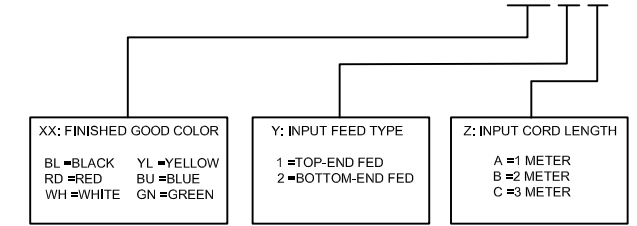
- STANDARD:
 - UNIT TYPE: MONITORED & SWITCHED PER OUTLET
 - ORIENTATION: VERTICAL, MID
 - OUTLET QTY&TYPE: (20) C13, (4) C19
 - INPUT VOLTAGE: 100-240VAC
 - INPUT CURRENT: 16A
 - BREAKER QTY&TYPE: N/A
 - INPUT PHASE: SINGLE-PHASE
 - RATED POWER: 3.7kVA
 - INPUT PLUG: IEC 60309 2P+E 6H 16A
 - INPUT POWER CORD: SEE SHEET 2 FOR PART NUMBER TABLE
 - REGULATORY STANDARD: RoHS COMPLIANT
- ADDITIONAL: NONE
- ACCESSORIES: (1) QUICK-START GUIDE

NOTES:

- PRIMARY DIMENSIONS ARE IN MILLIMETERS. SECONDARY DIMENSION ARE IN [INCHES]
- INSTALLATION SHALL COMPLY WITH ALL APPLICABLE NATIONAL, STATE, AND LOCAL CODES
- VISIT OUR ON-LINE CATALOG AT WWW.PANDUIT.COM FOR A CURRENT LIST OF PRODUCTS APPLICABLE FOR USE WITH THIS PART
- FOR FULL PRODUCT FUNCTIONALITY REFER TO USER MANUAL
- DRAWING VIEWS SHOW THE INPUT CORD IN THE "TOP END FED" CONFIGURATION

IDENTIFICATION

FOR FINISHED GOOD PART NUMBER & DESCRIPTION TABLE SEE SHEET 2 CONFIGURABLE PART NUMBERS: P24G11M-XX Y Z



PLUG/RECEPTACLE BLOCK



PLUG
IEC 60309, 2P 3W, 6H
IP44 (SPASHPROOF)
16A, 250V MAX RATED INPUT



RECEPTACLES
IEC 60320/C19
16A, 250V MAX RATED OUTPUT



RECEPTACLES
IEC 60320/C13
10A, 250V MAX RATED OUTPUT

REV	DATE	BY	CHK	APR	DESCRIPTION	ECN
02A	06/07/2018	H.XU	MIM	JAWI	ADDED SHEET 2 WITH CONFIGURABLE PART NUMBER TABLE AND DESCRIPTION UPDATED IDENTIFICATION TO INCLUDE CONFIGURABLE OPTION 'DE-CODER'	P24G11M
01A	09/11/2017	GEORGE	MIM	EDM	INITIAL RELEASE	P24G11M

WE ASK THAT YOU CHECK FULLY THE DIMENSIONS, NOTES, AND SIGN THE CLIENT SIGNATURE BOX. THE JOB WILL NOT PROGRESS WITHOUT SIGNED APPROVAL. PLEASE DO NOT DELAY IN RETURNING PROOF AS IT WILL AFFECT DELIVERY.		SIGN
		DATE
		PRINT
TITLE INTELLIGENT SERIES PDU P24G11M-XYZ CUSTOMER DRAWING		
ITEM REVISION NAME:		
DATASHEET FILE NAME:		
UNLESS OTHERWISE SPECIFIED DIMENSIONAL TOLERANCE ARE: mm [IN]		MATERIAL/COLOR:
Tolerance(mm) 0<L<50 ±0.5 50<L<250 ±1.0 250<L<500 ±1.5 500<L<1000 ±2.5 1000<L<2000 ±4.0		N/A
THIRD ANGLE PROJECTION		DRAWING NUMBER: P24G11M_DC
DRAWN BY GEORGE	DATE 09/11/2017	SCALE NONE
CHK SEAN	SHT 1 OF 2	
		SCALE B

2



1

THIS COPY IS PROVIDED ON A RESTRICTED BASIS AND IS NOT TO BE USED IN ANY WAY DETRIMENTAL TO THE INTERESTS OF PANDUIT CORP.

FINISHED GOOD PART NUMBER	FINISHED GOOD DESCRIPTION	COLOR	INPUT CORD LENGTH	WEIGHT
P24G11M	VERTICAL,(20) C13,(4) C19,MONITORED&SWITCHED PER OUTLET,100-240V/16A/1 PHASE , TOP-END FED, 3 METER INPUT CORD, BLACK	BLACK (RAL 9005)	3M(+254MM-127MM) 10'[+10"/-5"]	6.3kg
P24G11M-BL1A	VERTICAL,(20) C13,(4) C19,MONITORED&SWITCHED PER OUTLET,100-240V/16A/1 PHASE , TOP-END FED, 1 METER INPUT CORD, BLACK	BLACK (RAL 9005)	1M(+178MM-89MM) 3.3'[+7"/-3.5"]	5.9kg
P24G11M-BL1B	VERTICAL,(20) C13,(4) C19,MONITORED&SWITCHED PER OUTLET,100-240V/16A/1 PHASE , TOP-END FED, 2 METER INPUT CORD, BLACK	BLACK (RAL 9005)	2M(+178MM-89MM) 6.5'[+7"/-3.5"]	6.1kg
P24G11M-RD1A	VERTICAL,(20) C13,(4) C19,MONITORED&SWITCHED PER OUTLET,100-240V/16A/1 PHASE , TOP-END FED, 1 METER INPUT CORD, RED	RED (RAL 3020)	1M(+178MM-89MM) 3.3'[+7"/-3.5"]	5.9kg
P24G11M-RD1B	VERTICAL,(20) C13,(4) C19,MONITORED&SWITCHED PER OUTLET,100-240V/16A/1 PHASE , TOP-END FED, 2 METER INPUT CORD, RED	RED (RAL 3020)	2M(+178MM-89MM) 6.5'[+7"/-3.5"]	6.1kg
P24G11M-RD1C	VERTICAL,(20) C13,(4) C19,MONITORED&SWITCHED PER OUTLET,100-240V/16A/1 PHASE , TOP-END FED, 3 METER INPUT CORD, RED	RED (RAL 3020)	3M(+254MM-127MM) 10'[+10"/-5"]	6.3kg
P24G11M-WH1A	VERTICAL,(20) C13,(4) C19,MONITORED&SWITCHED PER OUTLET,100-240V/16A/1 PHASE , TOP-END FED, 1 METER INPUT CORD, WHITE	WHITE (RAL 9003)	1M(+178MM-89MM) 3.3'[+7"/-3.5"]	5.9kg
P24G11M-WH1B	VERTICAL,(20) C13,(4) C19,MONITORED&SWITCHED PER OUTLET,100-240V/16A/1 PHASE , TOP-END FED, 2 METER INPUT CORD, WHITE	WHITE (RAL 9003)	2M(+178MM-89MM) 6.5'[+7"/-3.5"]	6.1kg
P24G11M-WH1C	VERTICAL,(20) C13,(4) C19,MONITORED&SWITCHED PER OUTLET,100-240V/16A/1 PHASE , TOP-END FED, 3 METER INPUT CORD, WHITE	WHITE (RAL 9003)	3M(+254MM-127MM) 10'[+10"/-5"]	6.3kg
P24G11M-YL1A	VERTICAL,(20) C13,(4) C19,MONITORED&SWITCHED PER OUTLET,100-240V/16A/1 PHASE , TOP-END FED, 1 METER INPUT CORD, YELLOW	YELLOW (RAL 1023)	1M(+178MM-89MM) 3.3'[+7"/-3.5"]	5.9kg
P24G11M-YL1B	VERTICAL,(20) C13,(4) C19,MONITORED&SWITCHED PER OUTLET,100-240V/16A/1 PHASE , TOP-END FED, 2 METER INPUT CORD, YELLOW	YELLOW (RAL 1023)	2M(+178MM-89MM) 6.5'[+7"/-3.5"]	6.1kg
P24G11M-YL1C	VERTICAL,(20) C13,(4) C19,MONITORED&SWITCHED PER OUTLET,100-240V/16A/1 PHASE , TOP-END FED, 3 METER INPUT CORD, YELLOW	YELLOW (RAL 1023)	3M(+254MM-127MM) 10'[+10"/-5"]	6.3kg
P24G11M-BU1A	VERTICAL,(20) C13,(4) C19,MONITORED&SWITCHED PER OUTLET,100-240V/16A/1 PHASE , TOP-END FED, 1 METER INPUT CORD, BLUE	BLUE (RAL 5005)	1M(+178MM-89MM) 3.3'[+7"/-3.5"]	5.9kg
P24G11M-BU1B	VERTICAL,(20) C13,(4) C19,MONITORED&SWITCHED PER OUTLET,100-240V/16A/1 PHASE , TOP-END FED, 2 METER INPUT CORD, BLUE	BLUE (RAL 5005)	2M(+178MM-89MM) 6.5'[+7"/-3.5"]	6.1kg
P24G11M-BU1C	VERTICAL,(20) C13,(4) C19,MONITORED&SWITCHED PER OUTLET,100-240V/16A/1 PHASE , TOP-END FED, 3 METER INPUT CORD, BLUE	BLUE (RAL 5005)	3M(+254MM-127MM) 10'[+10"/-5"]	6.3kg
P24G11M-GN1A	VERTICAL,(20) C13,(4) C19,MONITORED&SWITCHED PER OUTLET,100-240V/16A/1 PHASE , TOP-END FED, 1 METER INPUT CORD, GREEN	GREEN (RAL 6001)	1M(+178MM-89MM) 3.3'[+7"/-3.5"]	5.9kg
P24G11M-GN1B	VERTICAL,(20) C13,(4) C19,MONITORED&SWITCHED PER OUTLET,100-240V/16A/1 PHASE , TOP-END FED, 2 METER INPUT CORD, GREEN	GREEN (RAL 6001)	2M(+178MM-89MM) 6.5'[+7"/-3.5"]	6.1kg
P24G11M-GN1C	VERTICAL,(20) C13,(4) C19,MONITORED&SWITCHED PER OUTLET,100-240V/16A/1 PHASE , TOP-END FED, 3 METER INPUT CORD, GREEN	GREEN (RAL 6001)	3M(+254MM-127MM) 10'[+10"/-5"]	6.3kg
P24G11M-BL2A	VERTICAL,(20) C13,(4) C19,MONITORED&SWITCHED PER OUTLET,100-240V/16A/1 PHASE , BOTTOM-END FED, 1 METER INPUT CORD, BLACK	BLACK (RAL 9005)	1M(+178MM-89MM) 3.3'[+7"/-3.5"]	5.9kg
P24G11M-BL2B	VERTICAL,(20) C13,(4) C19,MONITORED&SWITCHED PER OUTLET,100-240V/16A/1 PHASE , BOTTOM-END FED, 2 METER INPUT CORD, BLACK	BLACK (RAL 9005)	2M(+178MM-89MM) 6.5'[+7"/-3.5"]	6.1kg
P24G11M-BL2C	VERTICAL,(20) C13,(4) C19,MONITORED&SWITCHED PER OUTLET,100-240V/16A/1 PHASE , BOTTOM-END FED, 3 METER INPUT CORD, BLACK	BLACK (RAL 9005)	3M(+254MM-127MM) 10'[+10"/-5"]	6.3kg
P24G11M-RD2A	VERTICAL,(20) C13,(4) C19,MONITORED&SWITCHED PER OUTLET,100-240V/16A/1 PHASE , BOTTOM-END FED, 1 METER INPUT CORD, RED	RED (RAL 3020)	1M(+178MM-89MM) 3.3'[+7"/-3.5"]	5.9kg
P24G11M-RD2B	VERTICAL,(20) C13,(4) C19,MONITORED&SWITCHED PER OUTLET,100-240V/16A/1 PHASE , BOTTOM-END FED, 2 METER INPUT CORD, RED	RED (RAL 3020)	2M(+178MM-89MM) 6.5'[+7"/-3.5"]	6.1kg
P24G11M-RD2C	VERTICAL,(20) C13,(4) C19,MONITORED&SWITCHED PER OUTLET,100-240V/16A/1 PHASE , BOTTOM-END FED, 3 METER INPUT CORD, RED	RED (RAL 3020)	3M(+254MM-127MM) 10'[+10"/-5"]	6.3kg
P24G11M-WH2A	VERTICAL,(20) C13,(4) C19,MONITORED&SWITCHED PER OUTLET,100-240V/16A/1 PHASE , BOTTOM-END FED, 1 METER INPUT CORD, WHITE	WHITE (RAL 9003)	1M(+178MM-89MM) 3.3'[+7"/-3.5"]	5.9kg
P24G11M-WH2B	VERTICAL,(20) C13,(4) C19,MONITORED&SWITCHED PER OUTLET,100-240V/16A/1 PHASE , BOTTOM-END FED, 2 METER INPUT CORD, WHITE	WHITE (RAL 9003)	2M(+178MM-89MM) 6.5'[+7"/-3.5"]	6.1kg
P24G11M-WH2C	VERTICAL,(20) C13,(4) C19,MONITORED&SWITCHED PER OUTLET,100-240V/16A/1 PHASE , BOTTOM-END FED, 3 METER INPUT CORD, WHITE	WHITE (RAL 9003)	3M(+254MM-127MM) 10'[+10"/-5"]	6.3kg
P24G11M-YL2A	VERTICAL,(20) C13,(4) C19,MONITORED&SWITCHED PER OUTLET,100-240V/16A/1 PHASE , BOTTOM-END FED, 1 METER INPUT CORD, YELLOW	YELLOW (RAL 1023)	1M(+178MM-89MM) 3.3'[+7"/-3.5"]	5.9kg
P24G11M-YL2B	VERTICAL,(20) C13,(4) C19,MONITORED&SWITCHED PER OUTLET,100-240V/16A/1 PHASE , BOTTOM-END FED, 2 METER INPUT CORD, YELLOW	YELLOW (RAL 1023)	2M(+178MM-89MM) 6.5'[+7"/-3.5"]	6.1kg
P24G11M-YL2C	VERTICAL,(20) C13,(4) C19,MONITORED&SWITCHED PER OUTLET,100-240V/16A/1 PHASE , BOTTOM-END FED, 3 METER INPUT CORD, YELLOW	YELLOW (RAL 1023)	3M(+254MM-127MM) 10'[+10"/-5"]	6.3kg
P24G11M-BU2A	VERTICAL,(20) C13,(4) C19,MONITORED&SWITCHED PER OUTLET,100-240V/16A/1 PHASE , BOTTOM-END FED, 1 METER INPUT CORD, BLUE	BLUE (RAL 5005)	1M(+178MM-89MM) 3.3'[+7"/-3.5"]	5.9kg
P24G11M-BU2B	VERTICAL,(20) C13,(4) C19,MONITORED&SWITCHED PER OUTLET,100-240V/16A/1 PHASE , BOTTOM-END FED, 2 METER INPUT CORD, BLUE	BLUE (RAL 5005)	2M(+178MM-89MM) 6.5'[+7"/-3.5"]	6.1kg
P24G11M-BU2C	VERTICAL,(20) C13,(4) C19,MONITORED&SWITCHED PER OUTLET,100-240V/16A/1 PHASE , BOTTOM-END FED, 3 METER INPUT CORD, BLUE	BLUE (RAL 5005)	3M(+254MM-127MM) 10'[+10"/-5"]	6.3kg
P24G11M-GN2A	VERTICAL,(20) C13,(4) C19,MONITORED&SWITCHED PER OUTLET,100-240V/16A/1 PHASE , BOTTOM-END FED, 1 METER INPUT CORD, GREEN	GREEN (RAL 6001)	1M(+178MM-89MM) 3.3'[+7"/-3.5"]	5.9kg
P24G11M-GN2B	VERTICAL,(20) C13,(4) C19,MONITORED&SWITCHED PER OUTLET,100-240V/16A/1 PHASE , BOTTOM-END FED, 2 METER INPUT CORD, GREEN	GREEN (RAL 6001)	2M(+178MM-89MM) 6.5'[+7"/-3.5"]	6.1kg
P24G11M-GN2C	VERTICAL,(20) C13,(4) C19,MONITORED&SWITCHED PER OUTLET,100-240V/16A/1 PHASE , BOTTOM-END FED, 3 METER INPUT CORD, GREEN	GREEN (RAL 6001)	3M(+254MM-127MM) 10'[+10"/-5"]	6.3kg

B

B



A

A

REV	DATE	BY	CHK	APR	DESCRIPTION	ECN
02A	06/07/2018	H.XU	MIM	JAWI	ADDED SHEET 2 WITH CONFIGURABLE PART NUMBER TABLE AND DESCRIPTION UPDATED IDENTIFICATION TO INCLUDE CONFIGURABLE OPTION 'DE-CODER'	P24G11M
01A	09/11/2017	GEORGE	MIM	EDM	INITIAL RELEASE	P24G11M

WE ASK THAT YOU CHECK FULLY THE DIMENSIONS, NOTES, AND SIGN THE CLIENT SIGNATURE BOX. THE JOB WILL NOT PROGRESS WITHOUT SIGNED APPROVAL. PLEASE DO NOT DELAY IN RETURNING PROOF AS IT WILL AFFECT DELIVERY.		SIGN
		DATE
		PRINT
TITLE INTELLIGENT SERIES PDU P24G11M-XYZ CUSTOMER DRAWING		
ITEM REVISION NAME:		
DATASHEET FILE NAME:		
UNLESS OTHERWISE SPECIFIED DIMENSIONAL TOLERANCE ARE: mm [IN]		MATERIAL/COLOR: N/A
 THIRD ANGLE PROJECTION		DRAWING NUMBER: P24G11M_DC
DRAWN BY	DATE	SCALE
GEORGE	09/11/2017	NONE
CHK	SCALE	SHT 2 OF 2
SEAN	NONE	B

2



1