

## Suspension électrifiée Q

Code: 22003190-00

### INFORMATIONS GÉNÉRALES

Article	Suspension électrifiée Q
Code	22003190-00

### DIMENSIONS ET POIDS

Poids (Kg)	0.314 kg
------------	----------



completa di cavetto in acciaio (l = 100 cm) con dispositivo per regolazione millimetrica e cavo di alimentazione. Carico max.20Kg.



## Suspension électrifiée Q

Code: 22003190-00

DONNÉES PHOTOMÉTRIQUES



Puissance absorbée (totale) (W)	0 W
------------------------------------	-----

## Suspension électricisée Q

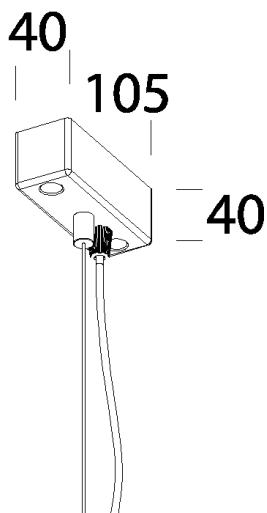
Code: 22003190-00

### MATÉRIAUX ET COULEURS

Corps	comportant un câble en acier (L = 100 cm) avec dispositif de réglage millimétrique et un câble d'alimentation. Charge max. 20 kg
Couleur	Blanc

### NORMES ET CONFORMITÉ

Marquages et essais	CE
---------------------	----



### TÉLÉCHARGEMENT

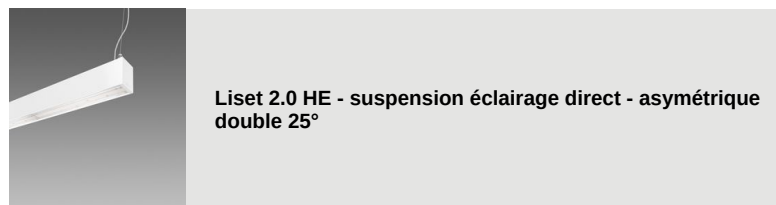
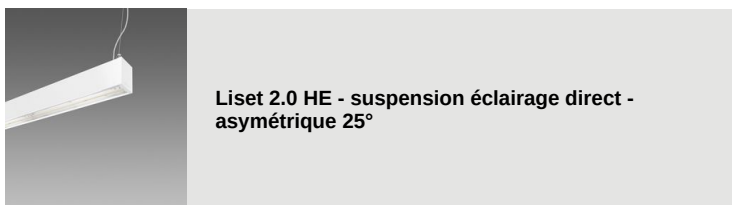
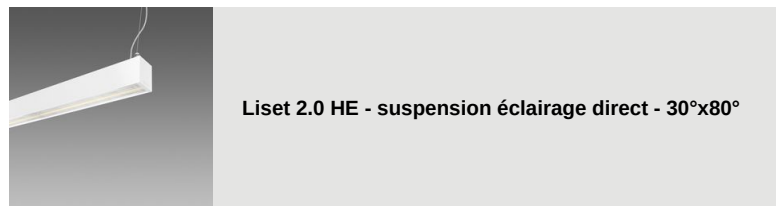
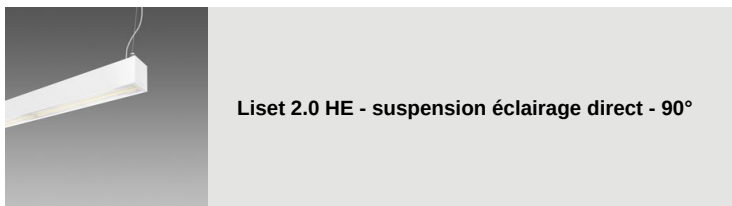
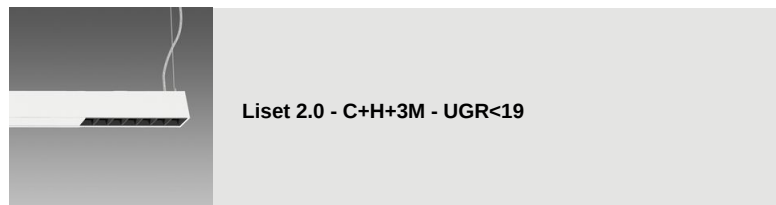
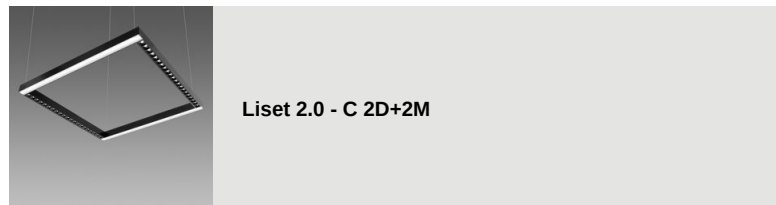
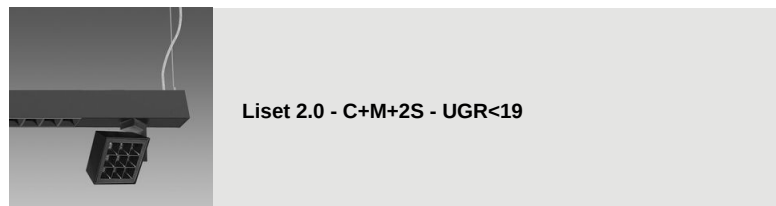
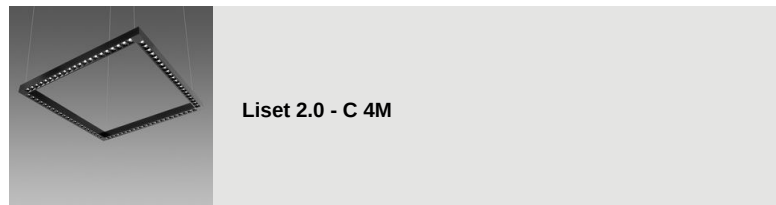
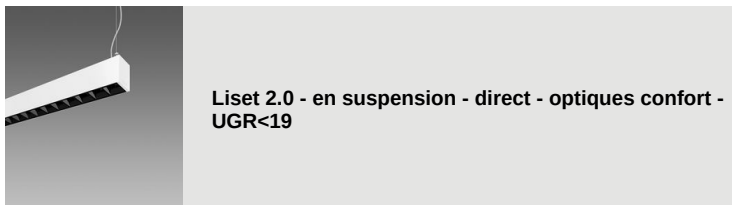
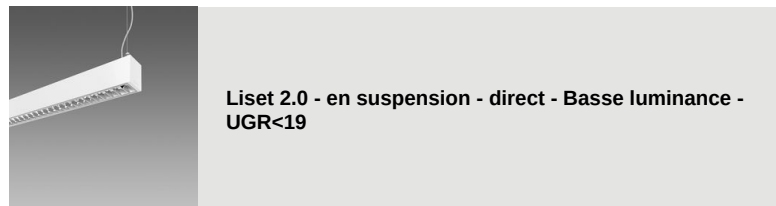
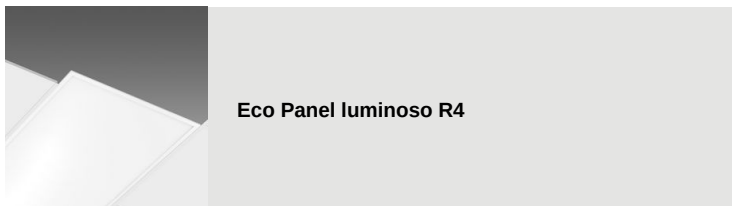
DESSINS

DessinTechnique 3174s.dxf



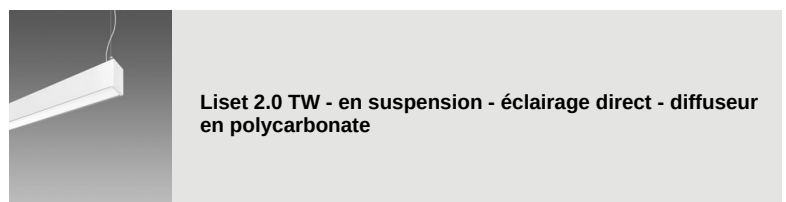
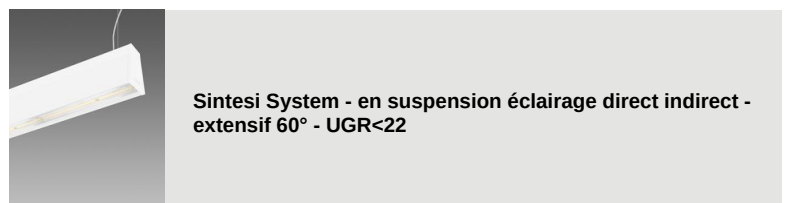
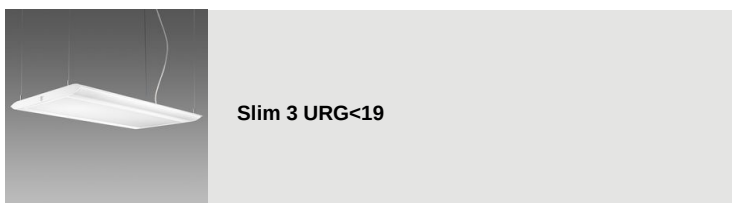
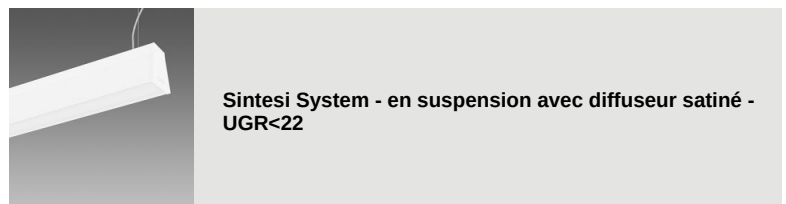
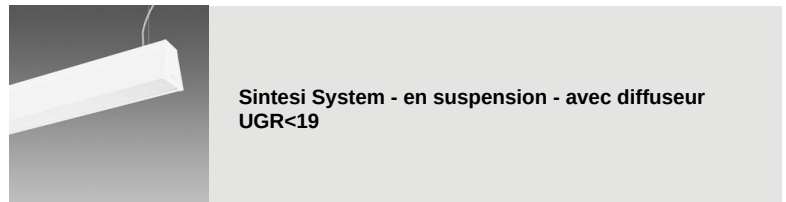
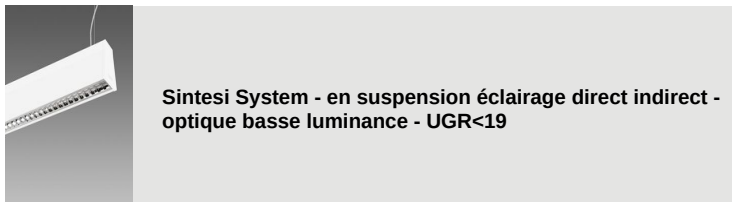
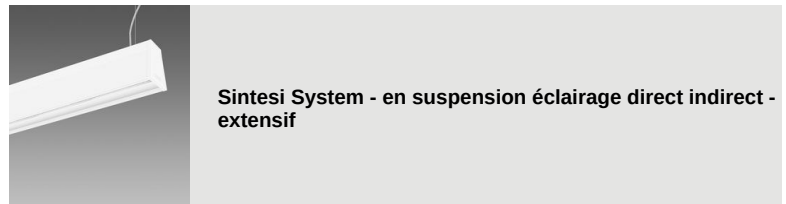
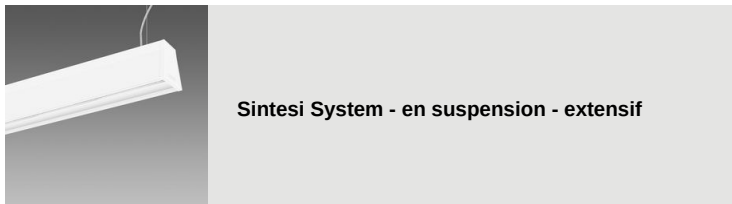
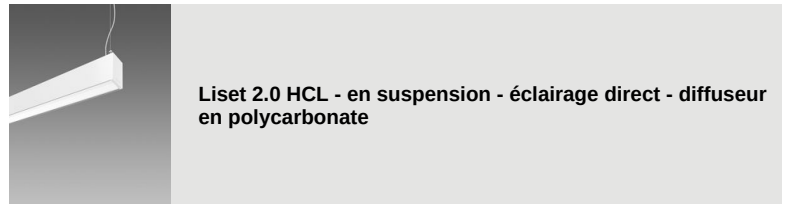
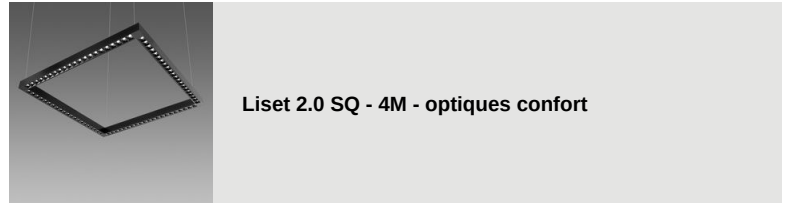
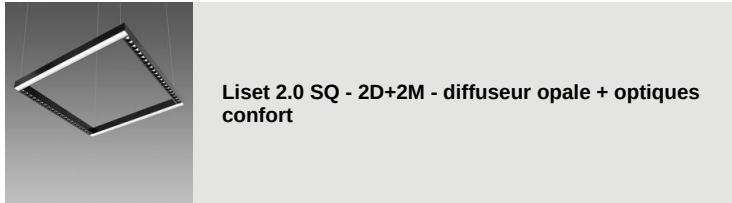
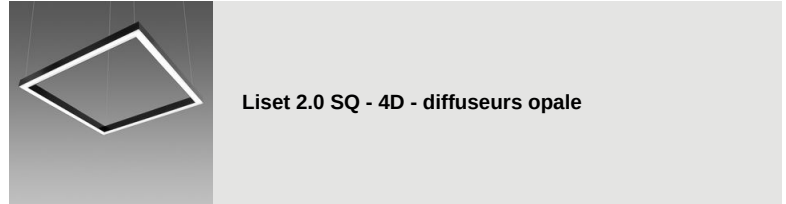
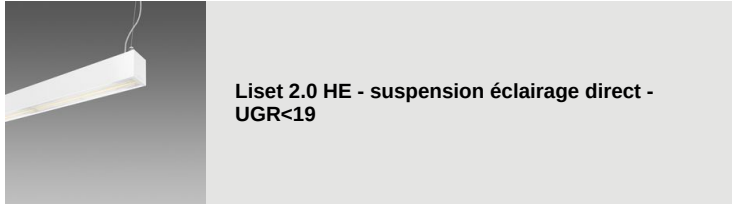
## Suspension électrifiée Q


Code: 22003190-00




## Suspension électrifiée Q

Code: 22003190-00






Sintesi System - en suspension éclairage direct indirect -  
avec diffuseur satiné - UGR<22




Sintesi System - en suspension éclairage direct indirect -  
avec diffuseur UGR<19



PanelTech HP A2 - UGR<19-22




PanelTech A - UGR<19




PanelTech B - UGR<19



PanelTech R3 - UGR<19



PanelTech R2 - UGR<19




PanelTech HE A2 - UGR<19



PanelTech HE R2 - UGR<19



PanelTech HP R2 - UGR<19



PanelTech UGR<19 - A - DIP SWITCH



PanelTech R2 - UGR<19 - DIP SWITCH



PanelTech HE R2 - UGR<19 - DIP SWITCH



PanelTech HE A2 - UGR<19 - DIP SWITCH

5



**Fosnova**

Pour toute information technique, contacter le service d'études et de conseils. Le flux lumineux sortant mentionné est le flux lumineux du luminaire, avec une tolérance de  $\pm 10\%$  par rapport à la valeur indiquée. La puissance absorbée totale ne dépasse pas 10 % de la valeur indiquée. Des modifications et des optimisations peuvent être apportées aux données techniques en raison de la rapidité de l'évolution technologique. Saturday, August 12, 2023