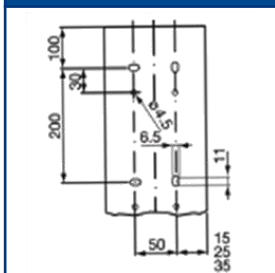


**TA-G**

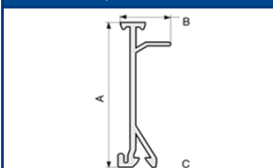
Goulottes de distribution cloisonnables


**SCHEMAS ET COTES (mm)**
**TA-G 120x60**

Goulotte de distribution


**SEP-G**

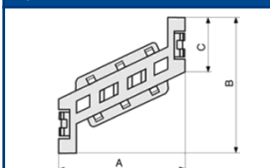
Cloison de séparation



A	B	C
51	20,5	11

**TR-E**

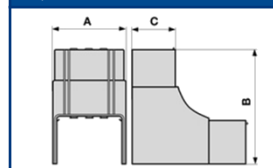
Agrafe de retenue



A	B	C
108	117	47

**NIAV**

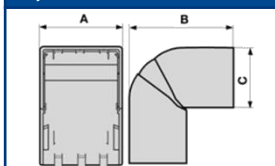
Angle intérieur variable



A	B	C
125	155	63

**NEAV**

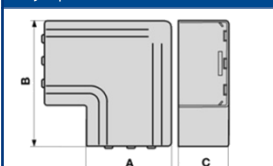
Angle extérieur variable



A	B	C
125	135	63

**NPAN**

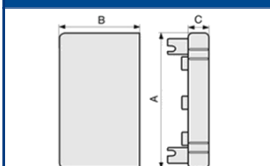
Angle plat



A	B	C
125	170	63

**LAN**

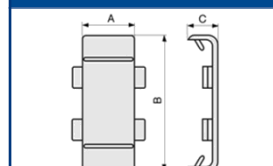
Embout



A	B	C
125	62	16

**GAN**

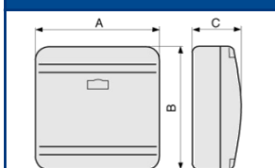
Joint de couvercle



A	B	C
30	125	13

**SDN**

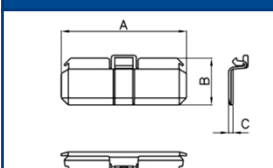
Boîte de dérivation



A	B	C
151	151	75

**JSE**

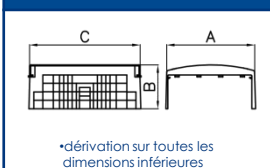
Joint de sode éclisse



A	B	C
90	53	3,4

**NTAN**

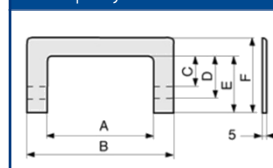
Tê de dérivation



A	B	C
130	76	180

**RQM**

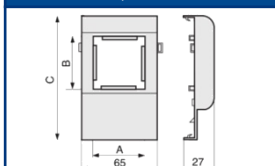
Embout passage de mur



A	B	C
120	180	40
D	E	F
60	80	110

**SUPPORTS APPAREILLAGES MODULE 45**
**PDA-45N**

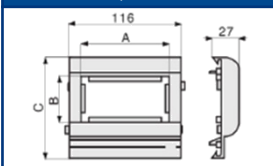
2 modules compacts



A	B	C
45	45	120

**PDA-M4**

4 modules compacts



A	B	C
90	45	124

**COMPATIBILITE APPAREILLAGES 45x45**

LEGRAND	PW	SCHNEIDER	HAGER	3M
Mosaic™	Espace Liberté™	Alvaïs quadra™	Systo™	Volution™

Compatible avec tous les appareillages standard 45x45