





## Large model

No tool needed for installation.

Turn the screw in the circuit breaker handle and add one or more padlocks and a warning label.





Reference		Holes  mm	 mm	
AL-209-L	12	8	76 x 23	66



Holds up to 12 padlocks.

## Model for moulded units

Suitable for Schneider circuit breakers with the following references: NS80, NSE75/NSE100, NS100/NS160/NS250, NSF150/NSF250, NS400/NS630, NSJ400/NSJ600.

Reference		Holes  mm	 mm	
AL-204	3	8	37 x 49 x 4 *	32

\* Close.




Epoxy painted steel.



## Badge models

Ø 10mm hole for attachment on the upper part.

Reference	 mm	Type
AM-467-GB	80	Aluminium
AP-499/1	100	Plastic



AM-467-GB



AP-499/1